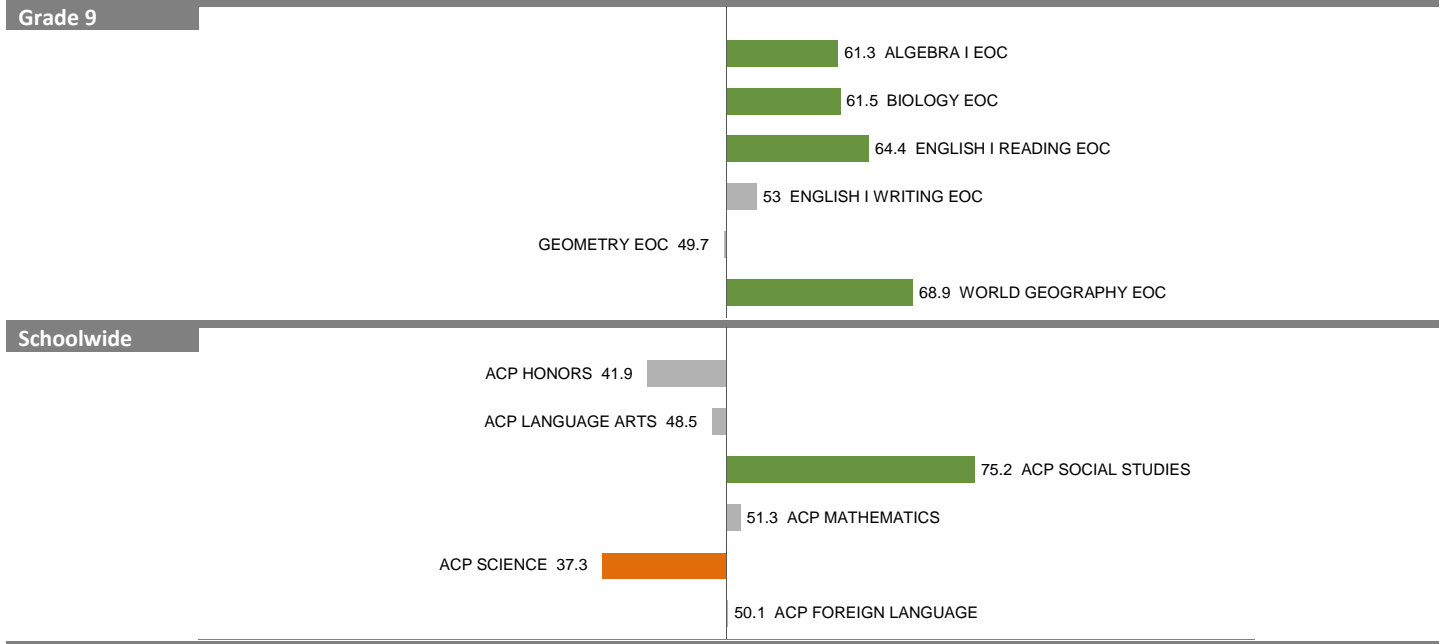


2011-12 School Effectiveness Index (SEI) Analysis

3-A. MACEO SMITH NEW TECH

Overall SEI: 56.0

2012-13 DIVISION 5 (NO FP)



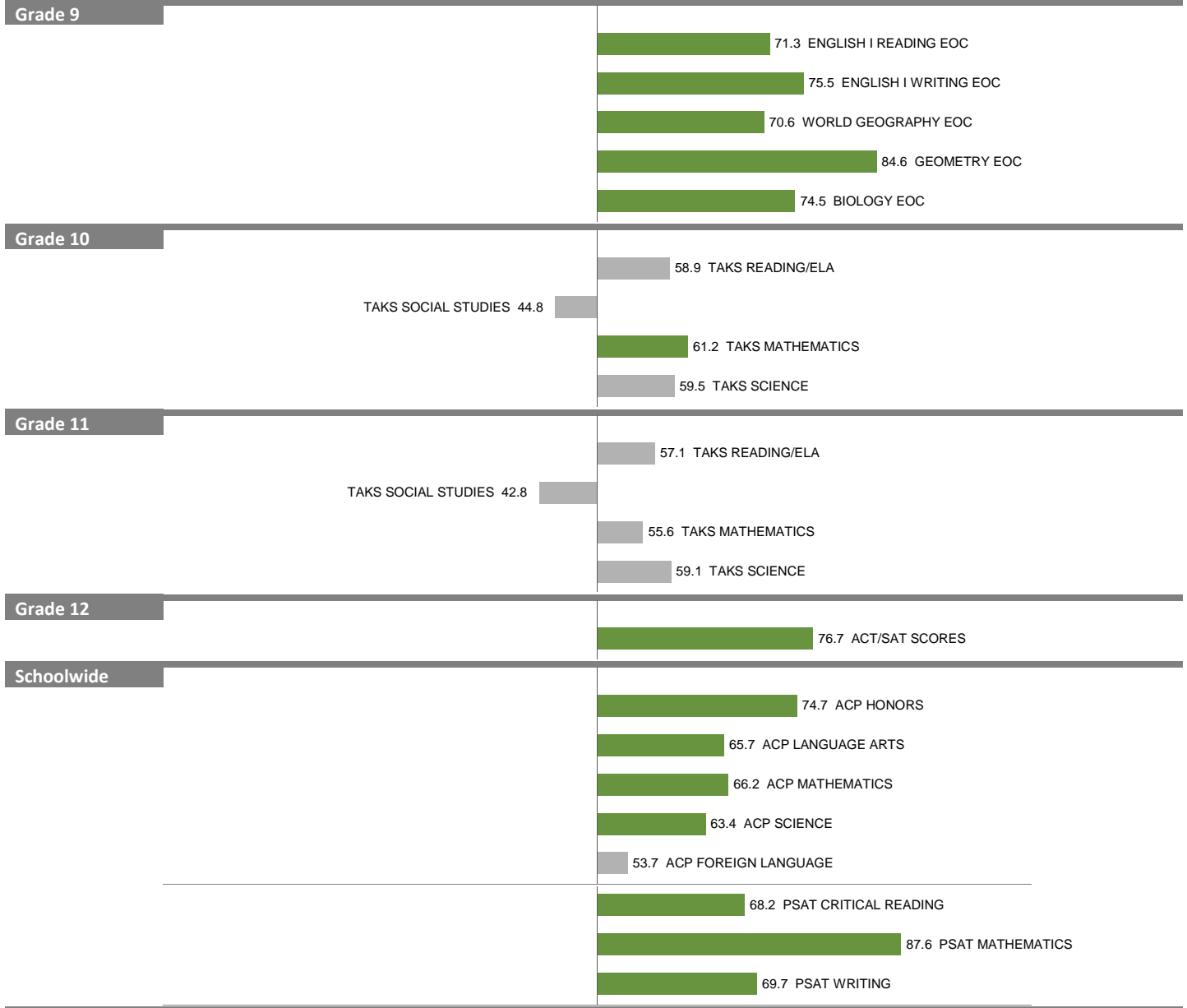
NOTES: "Overall SEI" has an average of 50 and standard deviation of 5; the range for an "average" overall SEI is 45 to 55. Component SEIs (i.e., "Grade 5 STAAR READING" or "PSAT WRITING") each have an average of 50 and standard deviation of 10. The range for an "average" component SEI is 40 to 50. Component SEIs are computed only if at least eight students are included.

2011-12 School Effectiveness Index (SEI) Analysis

26-SCHOOL OF SCIENCE & ENGINEERING AT TOWNVIEW

Overall SEI: 63.8

2012-13 DIVISION 4 (MAGNETS)




NOTES: "Overall SEI" has an average of 50 and standard deviation of 5; the range for an "average" overall SEI is 45 to 55. Component SEIs (i.e., "Grade 5 STAAR READING" or "PSAT WRITING") each have an average of 50 and standard deviation of 10. The range for an "average" component SEI is 40 to 60. Component SEIs are computed only if at least eight students are included.

2011-12 School Effectiveness Index (SEI) Analysis

33-SCHOOL OF BUSINESS & MANAGEMENT AT TOWNVIEW

Overall SEI: 50.9

2012-13 DIVISION 4 (MAGNETS)



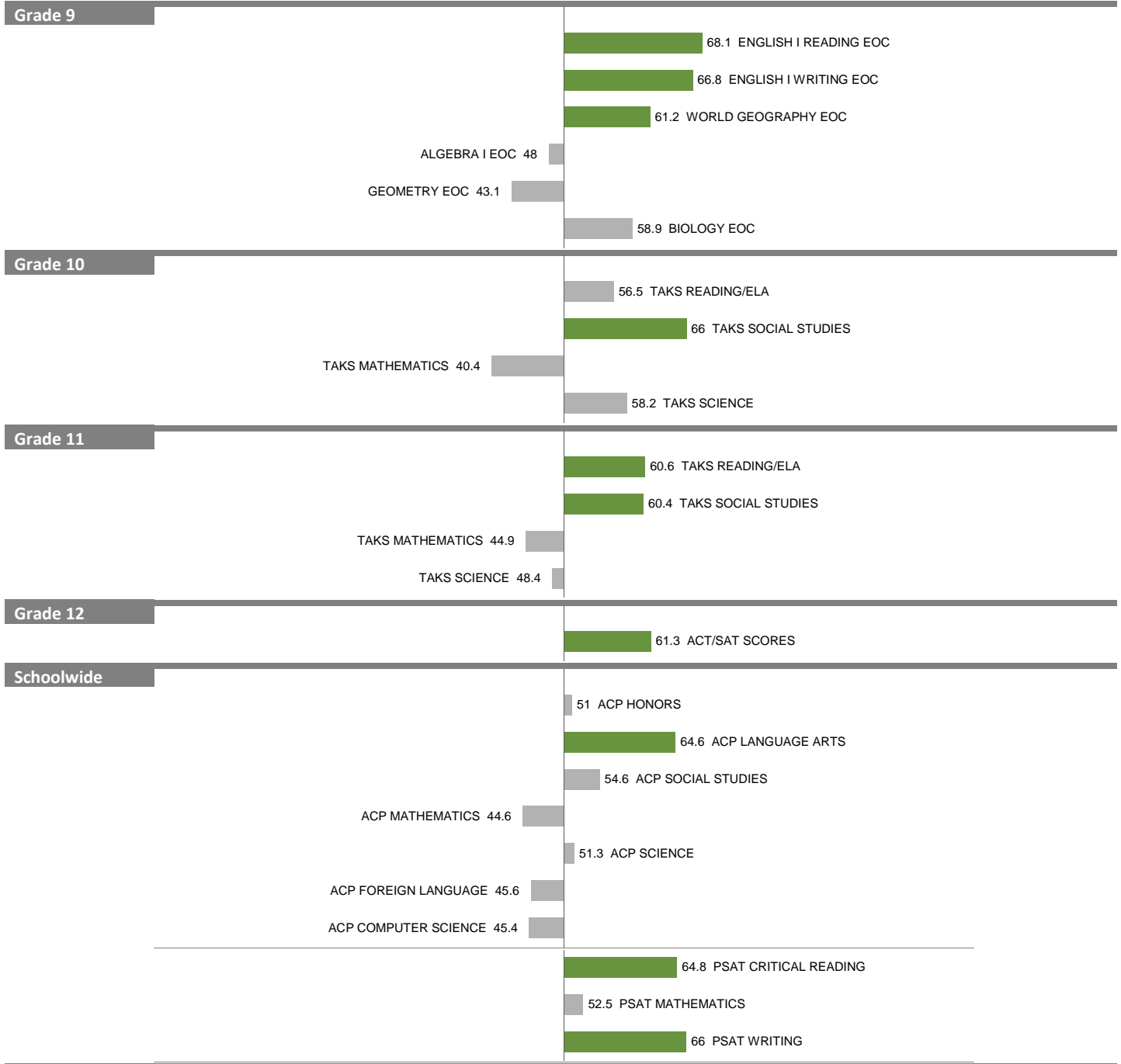
NOTES: "Overall SEI" has an average of 50 and standard deviation of 5; the range for an "average" overall SEI is 45 to 55. Component SEIs (i.e., "Grade 5 STAAR READING" or "PSAT WRITING") each have an average of 50 and standard deviation of 10. The range for an "average" component SEI is 40 to 60. Component SEIs are computed only if at least eight students are included.

2011-12 School Effectiveness Index (SEI) Analysis

34-B. WASHINGTON SCHOOL FOR PERFORMING & VISUAL ARTS

Overall SEI: 54.9

2012-13 DIVISION 3 (MAGNETS)




NOTES: "Overall SEI" has an average of 50 and standard deviation of 5; the range for an "average" overall SEI is 45 to 55. Component SEIs (i.e., "Grade 5 STAAR READING" or "PSAT WRITING") each have an average of 50 and standard deviation of 10. The range for an "average" component SEI is 40 to 60. Component SEIs are computed only if at least eight students are included.

2011-12 School Effectiveness Index (SEI) Analysis

35-IRMA L. RANGEL LEADERSHIP ACADEMY (HS)

Overall SEI: 58.8

2012-13 DIVISION 4 (MAGNETS)




NOTES: "Overall SEI" has an average of 50 and standard deviation of 5; the range for an "average" overall SEI is 45 to 55. Component SEIs (i.e., "Grade 5 STAAR READING" or "PSAT WRITING") each have an average of 50 and standard deviation of 10. The range for an "average" component SEI is 40 to 60. Component SEIs are computed only if at least eight students are included.

2011-12 School Effectiveness Index (SEI) Analysis

36-SCHOOL OF HEALTH PROFESSIONS AT TOWNVIEW

Overall SEI: 54.8

2012-13 DIVISION 4 (MAGNETS)




NOTES: "Overall SEI" has an average of 50 and standard deviation of 5; the range for an "average" overall SEI is 45 to 55. Component SEIs (i.e., "Grade 5 STAAR READING" or "PSAT WRITING") each have an average of 50 and standard deviation of 10. The range for an "average" component SEI is 40 to 60. Component SEIs are computed only if at least eight students are included.

2011-12 School Effectiveness Index (SEI) Analysis

37–ROSIE SORRELLS SCHOOL OF EDUCATION AT TOWNVIEW

Overall SEI: 54.1

2012-13 DIVISION 4 (MAGNETS)




NOTES: “Overall SEI” has an average of 50 and standard deviation of 5; the range for an “average” overall SEI is 45 to 55. Component SEIs (i.e., “Grade 5 STAAR READING” or “PSAT WRITING”) each have an average of 50 and standard deviation of 10. The range for an “average” component SEI is 40 to 60. Component SEIs are computed only if at least eight students are included.

2011-12 School Effectiveness Index (SEI) Analysis

38-JUDGE SANDERS PUBLIC SERVICE MAGNET AT TOWNVIEW

Overall SEI: 56.7

2012-13 DIVISION 4 (MAGNETS)



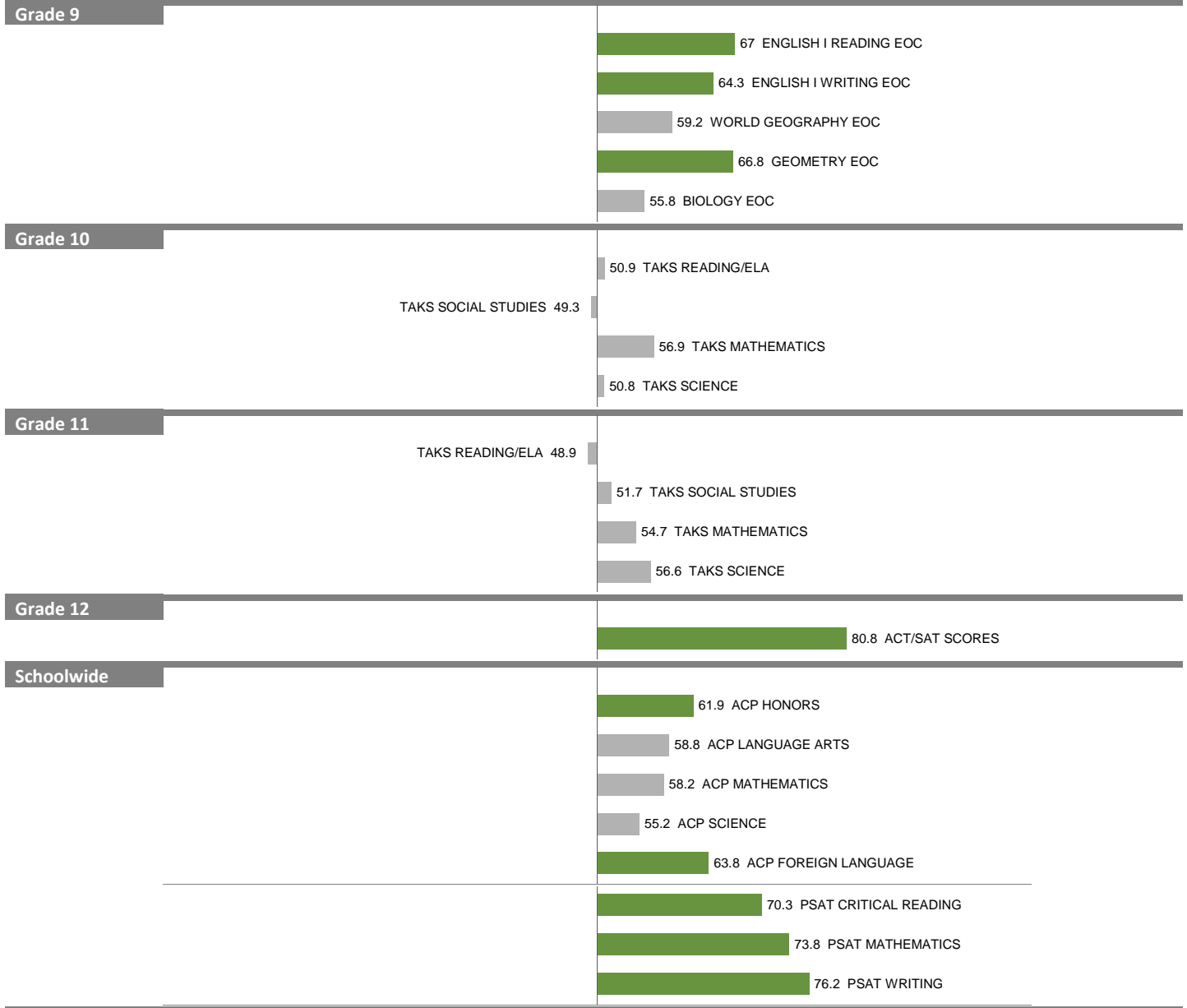
NOTES: "Overall SEI" has an average of 50 and standard deviation of 5; the range for an "average" overall SEI is 45 to 55. Component SEIs (i.e., "Grade 5 STAAR READING" or "PSAT WRITING") each have an average of 50 and standard deviation of 10. The range for an "average" component SEI is 40 to 60. Component SEIs are computed only if at least eight students are included.

2011-12 School Effectiveness Index (SEI) Analysis

39-SCHOOL FOR TALENTED & GIFTED AT TOWNVIEW

Overall SEI: 57.5

2012-13 DIVISION 4 (MAGNETS)



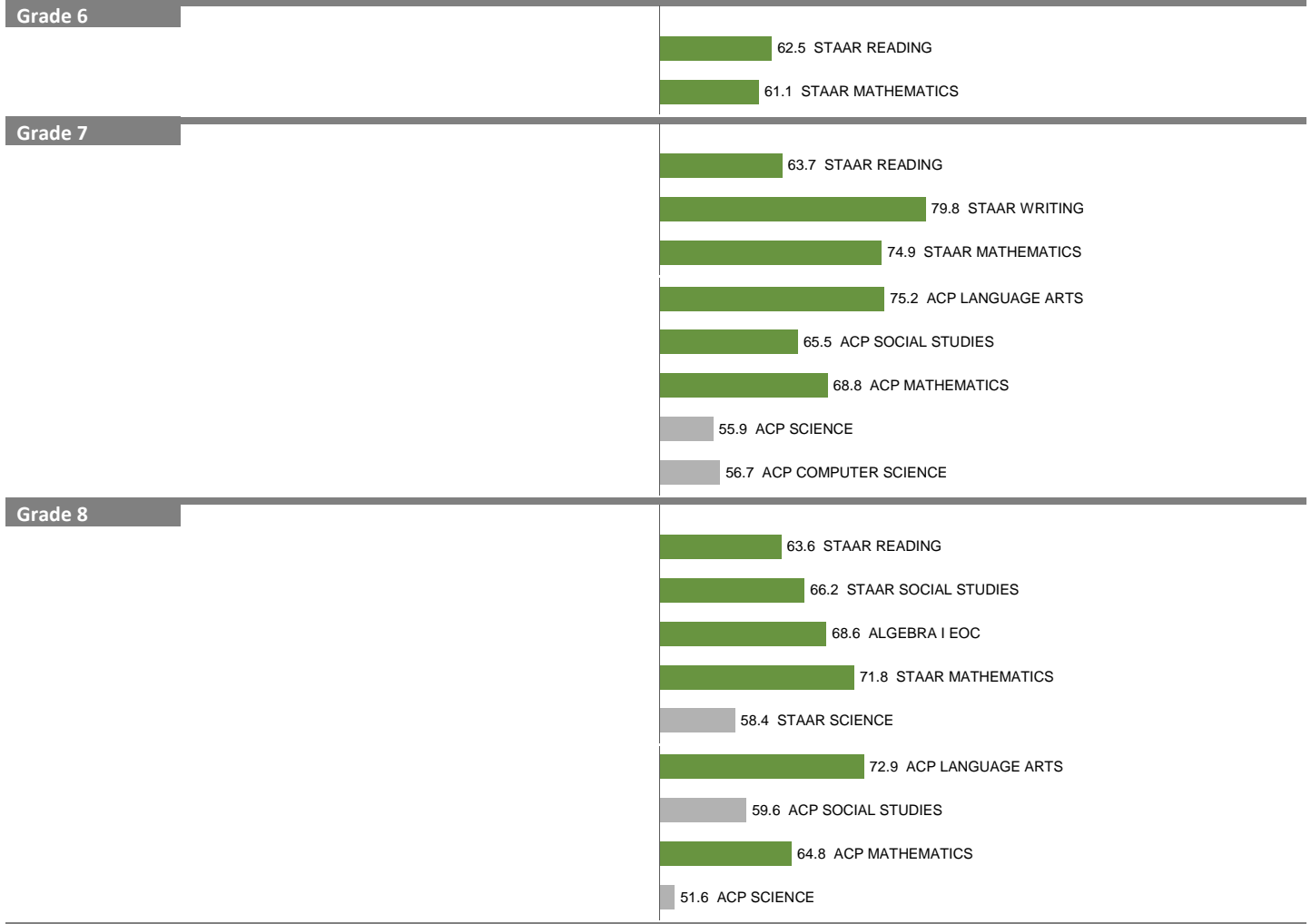
NOTES: "Overall SEI" has an average of 50 and standard deviation of 5; the range for an "average" overall SEI is 45 to 55. Component SEIs (i.e., "Grade 5 STAAR READING" or "PSAT WRITING") each have an average of 50 and standard deviation of 10. The range for an "average" component SEI is 40 to 60. Component SEIs are computed only if at least eight students are included.

2011-12 School Effectiveness Index (SEI) Analysis

57–WILLIAM B. TRAVIS ACADEMY

Overall SEI: 66.3

2012-13 DIVISION 3 (MAGNETS)



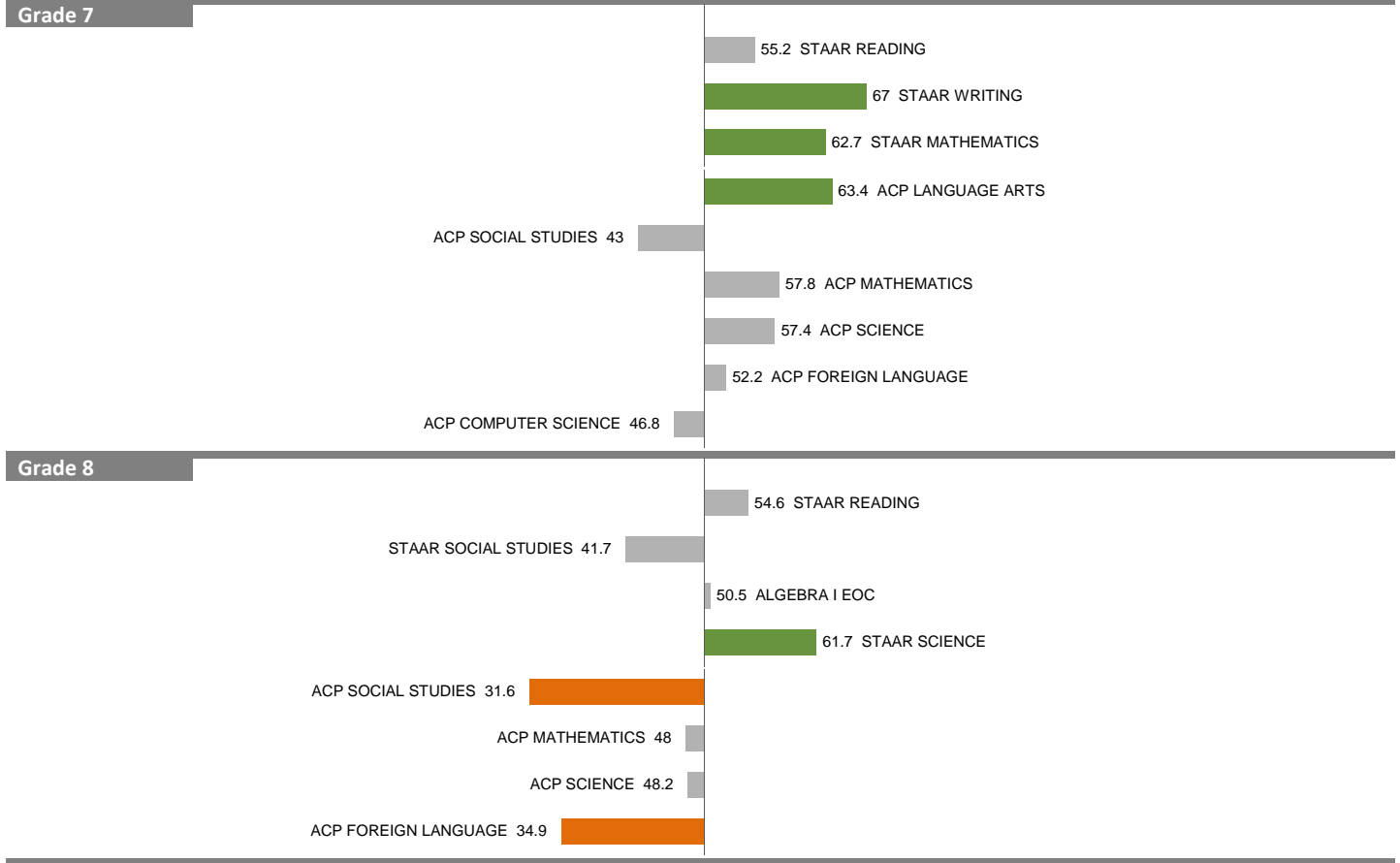
NOTES: "Overall SEI" has an average of 50 and standard deviation of 5; the range for an "average" overall SEI is 45 to 55. Component SEIs (i.e., "Grade 5 STAAR READING" or "PSAT WRITING") each have an average of 50 and standard deviation of 10. The range for an "average" component SEI is 40 to 60. Component SEIs are computed only if at least eight students are included.

2011-12 School Effectiveness Index (SEI) Analysis

66-HARRY STONE MONTESSORI (MS)

Overall SEI: 53.7

2012-13 DIVISION 4 (MAGNETS)



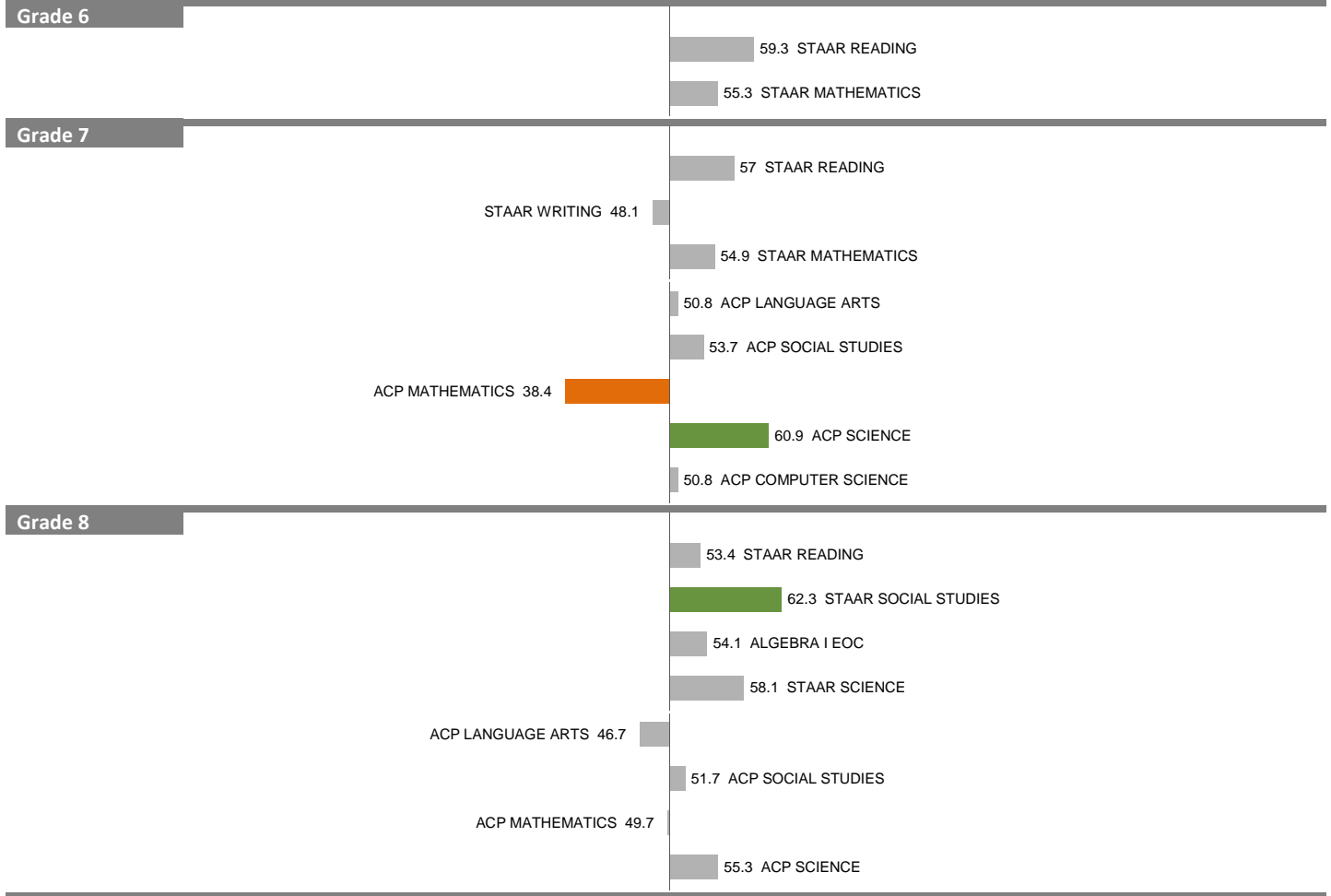
NOTES: "Overall SEI" has an average of 50 and standard deviation of 5; the range for an "average" overall SEI is 45 to 55. Component SEIs (i.e., "Grade 5 STAAR READING" or "PSAT WRITING") each have an average of 50 and standard deviation of 10. The range for an "average" component SEI is 40 to 60. Component SEIs are computed only if at least eight students are included.

2011-12 School Effectiveness Index (SEI) Analysis

71-DALLAS ENVIRONMENTAL SCIENCE

Overall SEI: 54.4

2012-13 DIVISION 3 (MAGNETS)



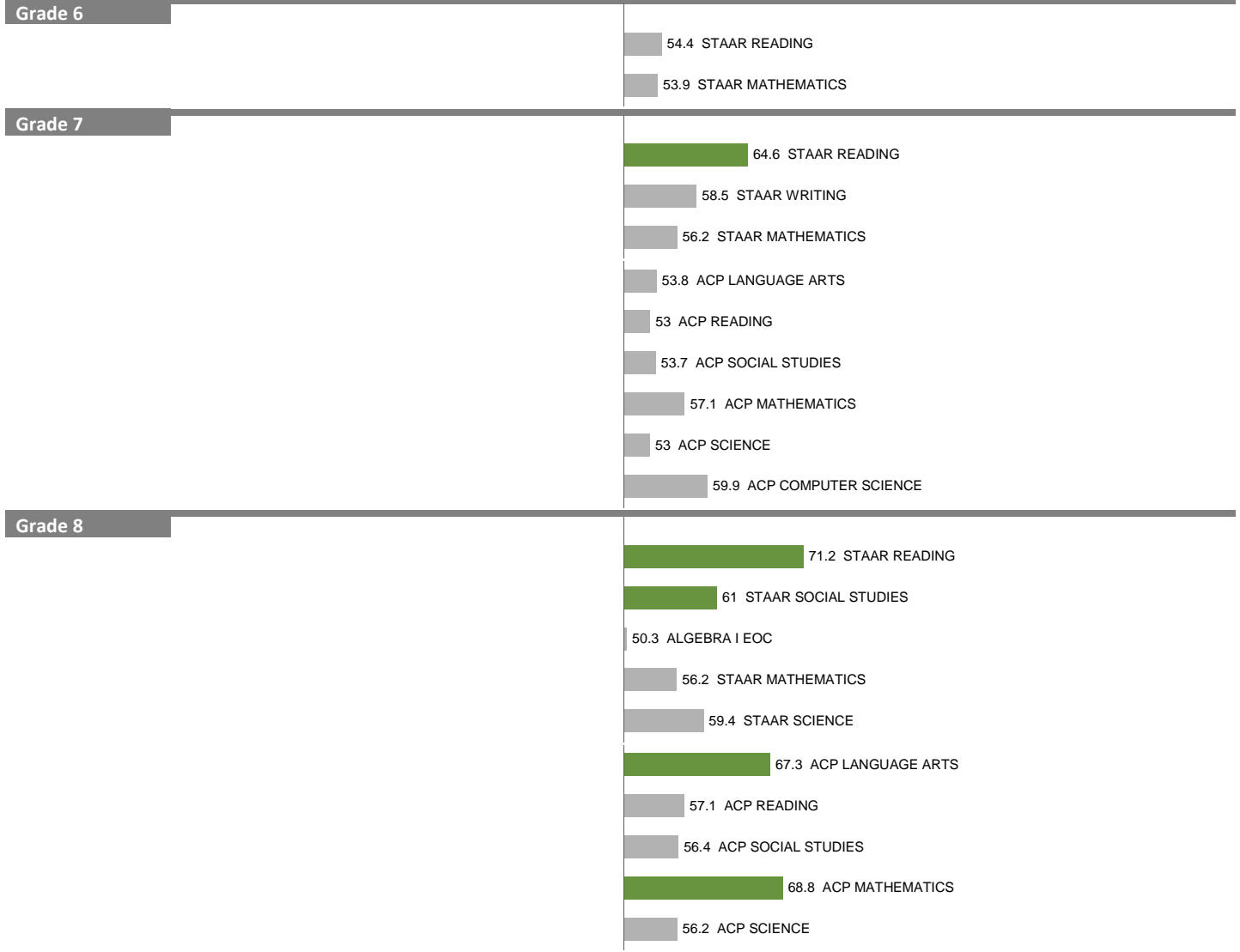
NOTES: "Overall SEI" has an average of 50 and standard deviation of 5; the range for an "average" overall SEI is 45 to 55. Component SEIs (i.e., "Grade 5 STAAR READING" or "PSAT WRITING") each have an average of 50 and standard deviation of 10. The range for an "average" component SEI is 40 to 60. Component SEIs are computed only if at least eight students are included.

2011-12 School Effectiveness Index (SEI) Analysis

73-H. W. LONGFELLOW ACADEMY

Overall SEI: 58.1

2012-13 DIVISION 1 (MAGNETS)

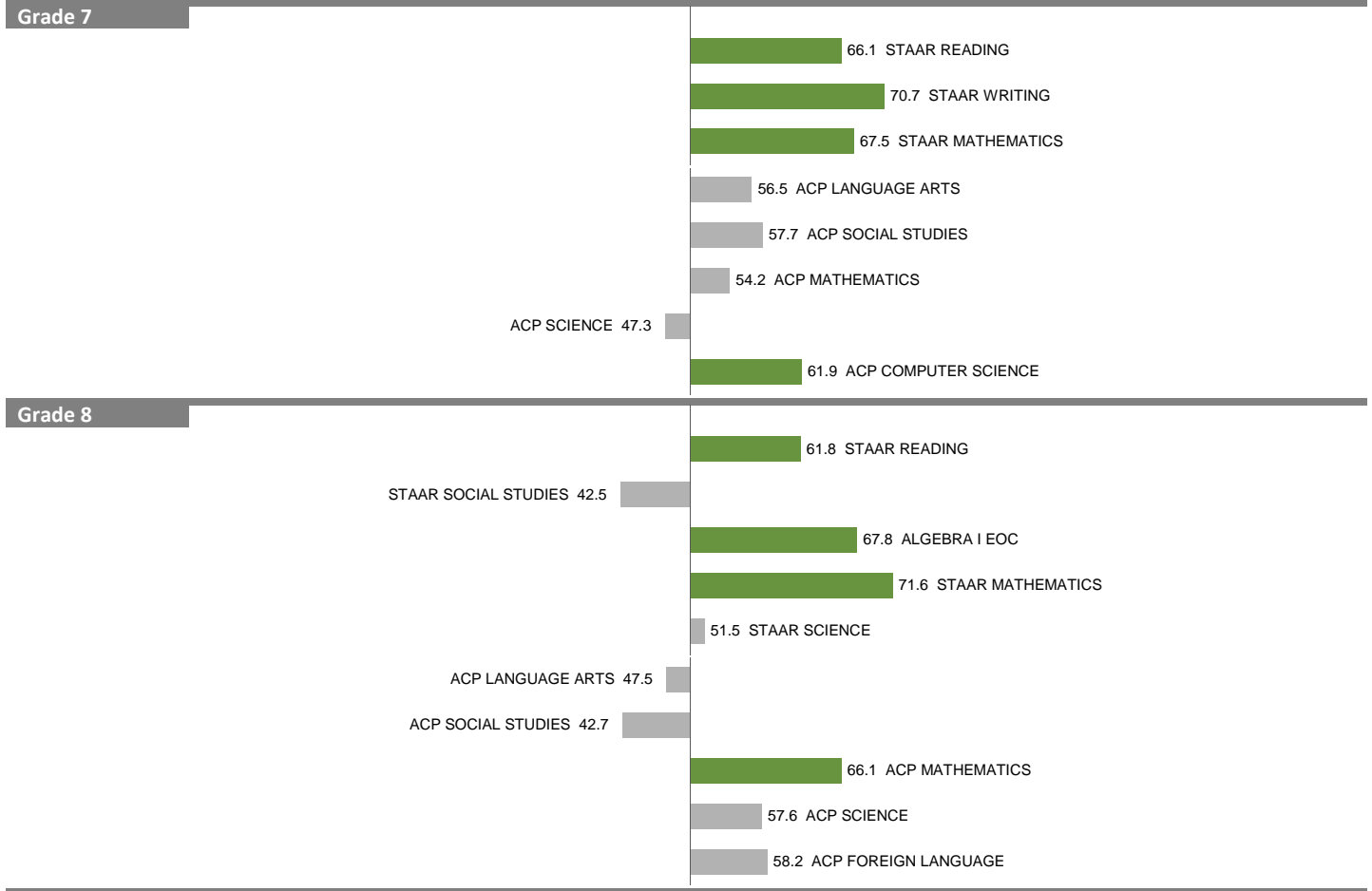


NOTES: "Overall SEI" has an average of 50 and standard deviation of 5; the range for an "average" overall SEI is 45 to 55. Component SEIs (i.e., "Grade 5 STAAR READING" or "PSAT WRITING") each have an average of 50 and standard deviation of 10. The range for an "average" component SEI is 40 to 60. Component SEIs are computed only if at least eight students are included.

2011-12 School Effectiveness Index (SEI) Analysis

75-GEORGE B. DEALEY (MS)
2012-13 DIVISION 2 (MAGNETS)

Overall SEI: 60.4



NOTES: "Overall SEI" has an average of 50 and standard deviation of 5; the range for an "average" overall SEI is 45 to 55. Component SEIs (i.e., "Grade 5 STAAR READING" or "PSAT WRITING") each have an average of 50 and standard deviation of 10. The range for an "average" component SEI is 40 to 60. Component SEIs are computed only if at least eight students are included.

2011-12 School Effectiveness Index (SEI) Analysis

134–GEORGE B. DEALEY (ES)

Overall SEI: 51.1

2012-13 DIVISION 2 (MAGNETS)



NOTES: "Overall SEI" has an average of 50 and standard deviation of 5; the range for an "average" overall SEI is 45 to 55. Component SEIs (i.e., "Grade 5 STAAR READING" or "PSAT WRITING") each have an average of 50 and standard deviation of 10. The range for an "average" component SEI is 40 to 60. Component SEIs are computed only if at least eight students are included.

2011-12 School Effectiveness Index (SEI) Analysis

212-HARRY STONE MONTESSORI (ES)

Overall SEI: 48.9

2012-13 DIVISION 4 (MAGNETS)



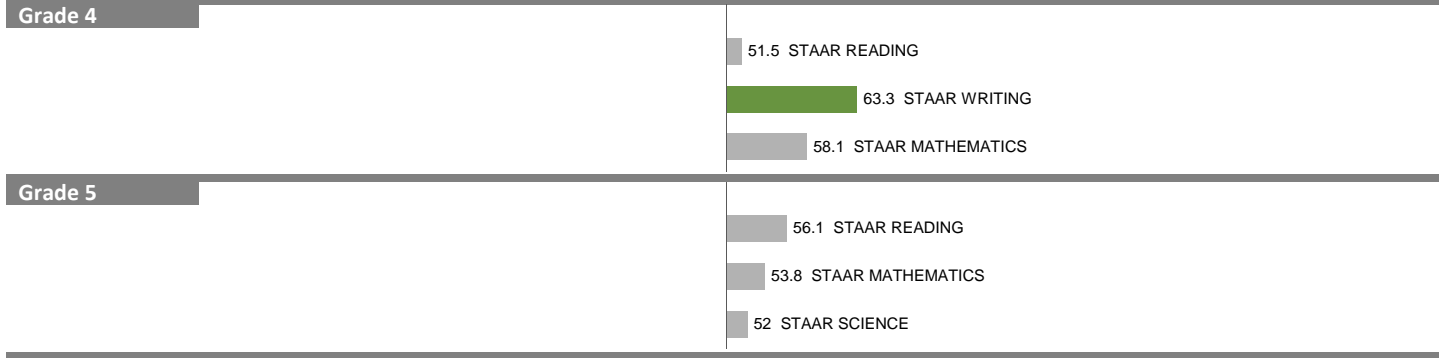
NOTES: "Overall SEI" has an average of 50 and standard deviation of 5; the range for an "average" overall SEI is 45 to 55. Component SEIs (i.e., "Grade 5 STAAR READING" or "PSAT WRITING") each have an average of 50 and standard deviation of 10. The range for an "average" component SEI is 40 to 60. Component SEIs are computed only if at least eight students are included.

2011-12 School Effectiveness Index (SEI) Analysis

217–WILLIAM B. TRAVIS VANGUARD

Overall SEI: 55.4

2012-13 DIVISION 3 (MAGNETS)



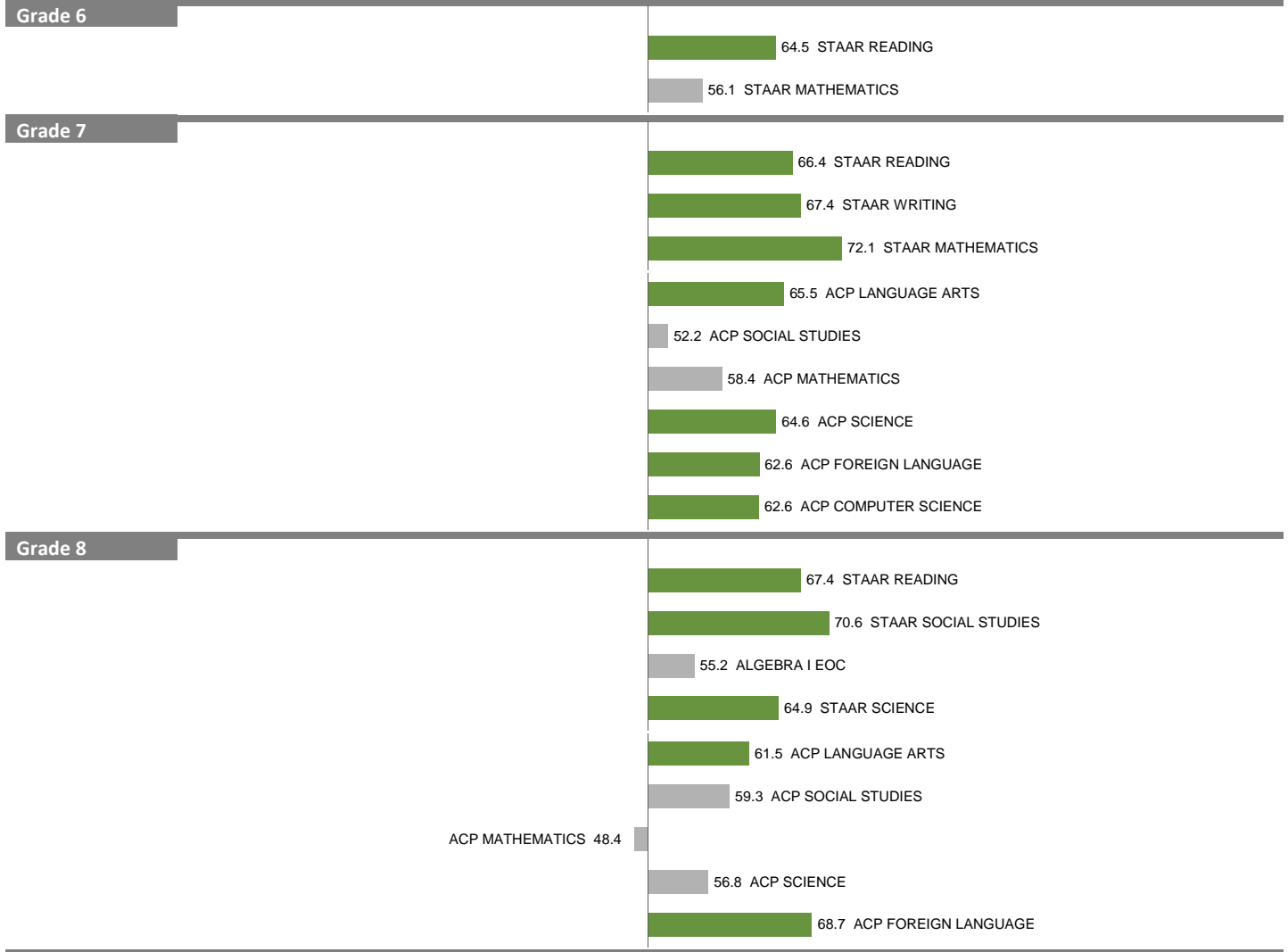
NOTES: "Overall SEI" has an average of 50 and standard deviation of 5; the range for an "average" overall SEI is 45 to 55. Component SEIs (i.e., "Grade 5 STAAR READING" or "PSAT WRITING") each have an average of 50 and standard deviation of 10. The range for an "average" component SEI is 40 to 60. Component SEIs are computed only if at least eight students are included.

2011-12 School Effectiveness Index (SEI) Analysis

356–IRMA L. RANGEL LEADERSHIP ACADEMY (MS)

Overall SEI: 63.6

2012-13 DIVISION 4 (MAGNETS)



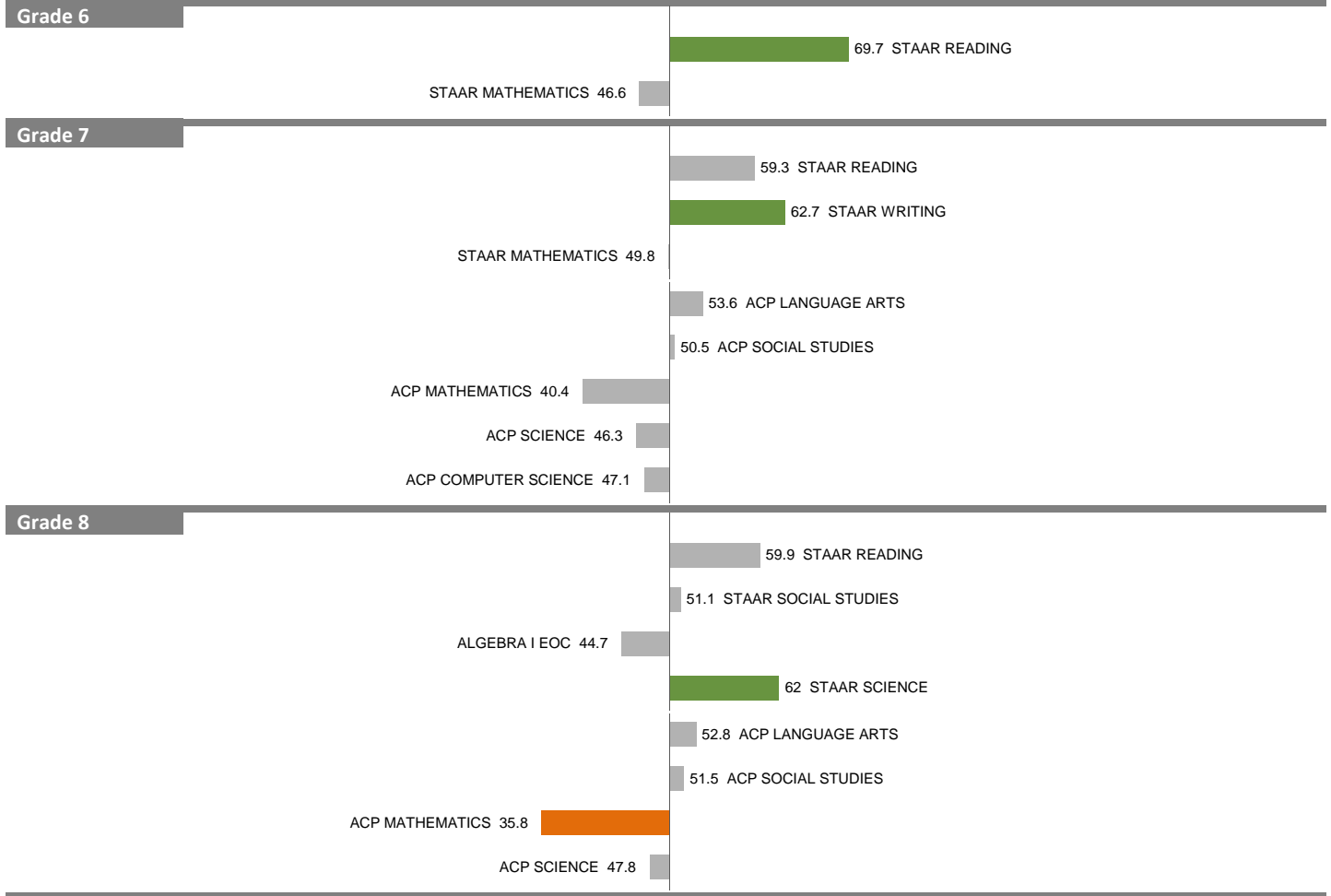
NOTES: "Overall SEI" has an average of 50 and standard deviation of 5; the range for an "average" overall SEI is 45 to 55. Component SEIs (i.e., "Grade 5 STAAR READING" or "PSAT WRITING") each have an average of 50 and standard deviation of 10. The range for an "average" component SEI is 40 to 60. Component SEIs are computed only if at least eight students are included.

2011-12 School Effectiveness Index (SEI) Analysis

357–BARACK OBAMA MALE LEADERSHIP ACADEMY (MS)

Overall SEI: 54.0

2012-13 DIVISION 4 (MAGNETS)



NOTES: "Overall SEI" has an average of 50 and standard deviation of 5; the range for an "average" overall SEI is 45 to 55. Component SEIs (i.e., "Grade 5 STAAR READING" or "PSAT WRITING") each have an average of 50 and standard deviation of 10. The range for an "average" component SEI is 40 to 60. Component SEIs are computed only if at least eight students are included.