

2013-14 School Effectiveness Index (SEI) Detail

1-BRYAN ADAMS HIGH SCHOOL

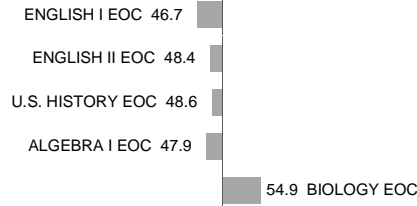
2014-15 DIVISION 5

Overall SEI: 48.7

AEIS Rating: Met Standard

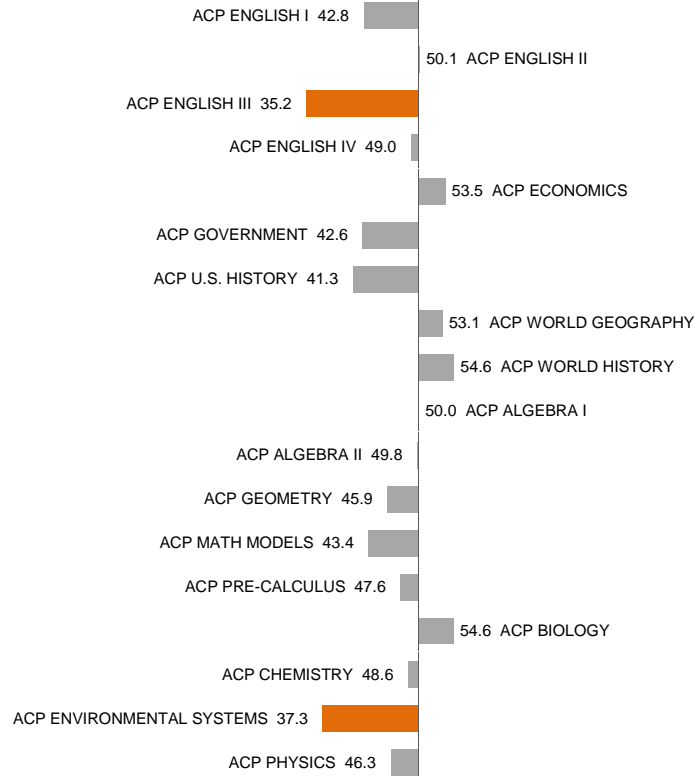
STAAR

Schoolwide



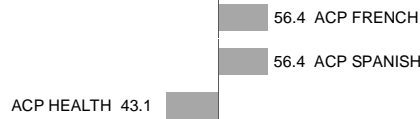
Core ACP

Schoolwide



Other ACP

Schoolwide



NOTES: "Overall SEI" has an average of 50 and standard deviation of 5; the range for an "average" overall SEI is 45 to 55. Component SEIs (e.g. Grade 5 STAAR READING or PSAT WRITING) each have an average of 50 and standard deviation of 10; the range for an "average" component SEI is 40 to 60. Component SEIs are computed only if at least eight tests are included.

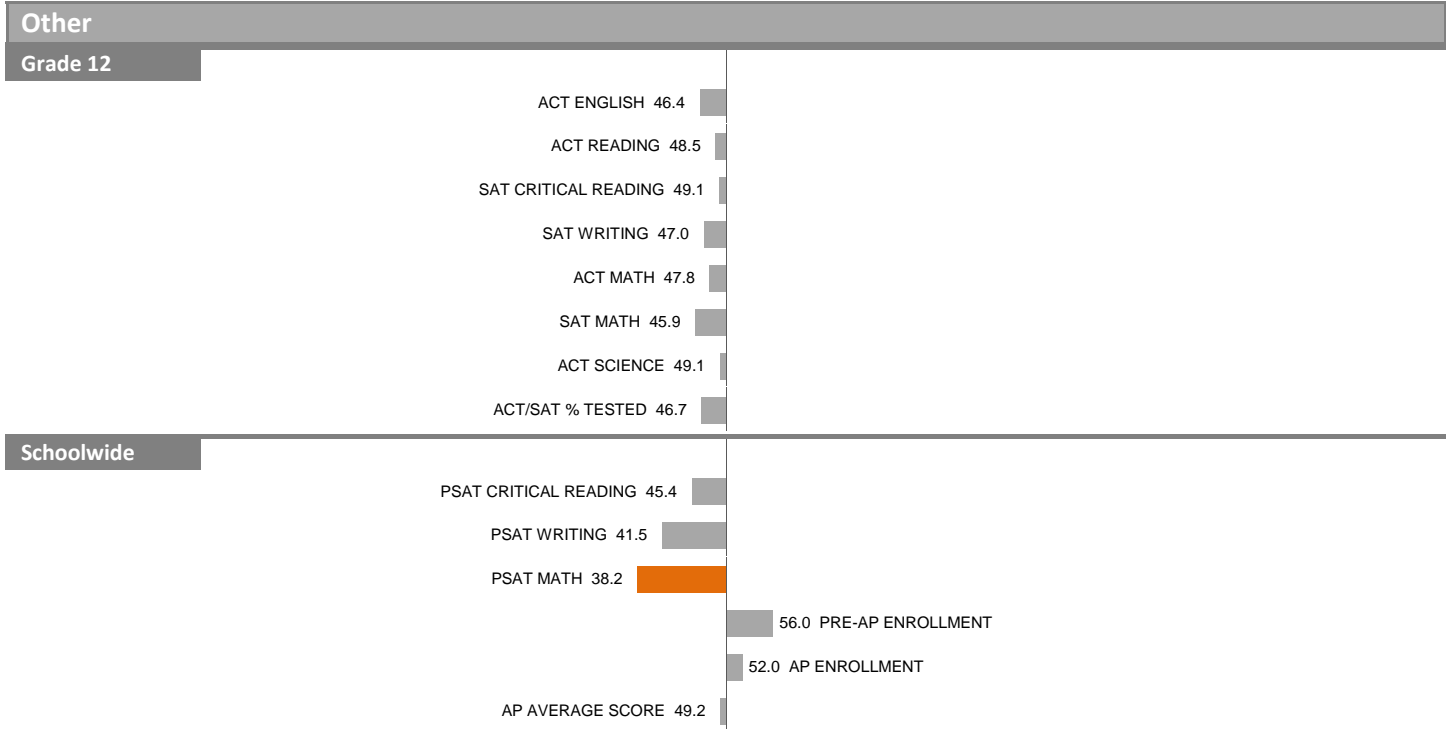
2013-14 School Effectiveness Index (SEI) Detail

1-BRYAN ADAMS HIGH SCHOOL

2014-15 DIVISION 5

Overall SEI: 48.7

AEIS Rating: Met Standard



NOTES: "Overall SEI" has an average of 50 and standard deviation of 5; the range for an "average" overall SEI is 45 to 55. Component SEIs (e.g. Grade 5 STAAR READING or PSAT WRITING) each have an average of 50 and standard deviation of 10; the range for an "average" component SEI is 40 to 60. Component SEIs are computed only if at least eight tests are included.

2013-14 School Effectiveness Index (SEI) Detail

2-W.H. ADAMSON HIGH SCHOOL

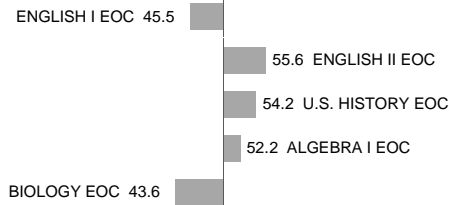
Overall SEI: 50.8

2014-15 DIVISION 5

AEIS Rating: Met Standard

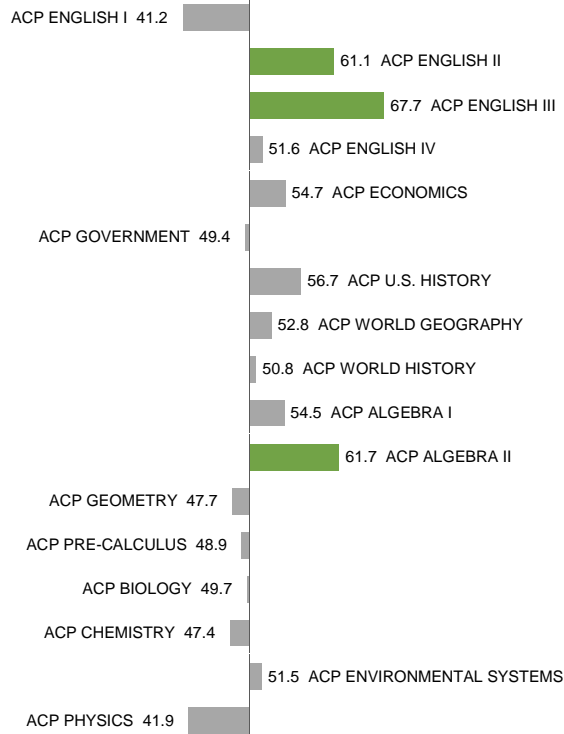
STAAR

Schoolwide



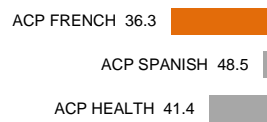
Core ACP

Schoolwide



Other ACP

Schoolwide



NOTES: "Overall SEI" has an average of 50 and standard deviation of 5; the range for an "average" overall SEI is 45 to 55. Component SEIs (e.g. Grade 5 STAAR READING or PSAT WRITING) each have an average of 50 and standard deviation of 10; the range for an "average" component SEI is 40 to 60. Component SEIs are computed only if at least eight tests are included.

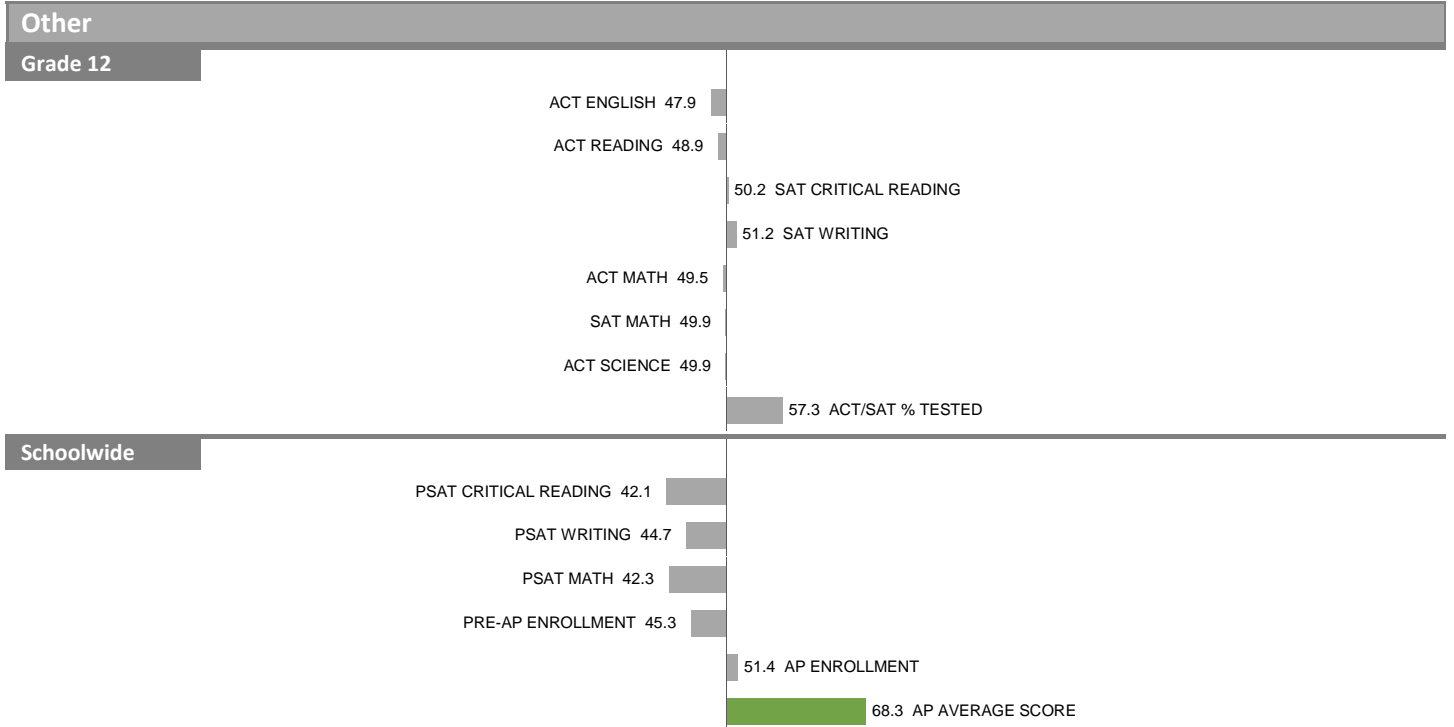
2013-14 School Effectiveness Index (SEI) Detail

2–W.H. ADAMSON HIGH SCHOOL

2014-15 DIVISION 5

Overall SEI: 50.8

AEIS Rating: Met Standard



NOTES: "Overall SEI" has an average of 50 and standard deviation of 5; the range for an "average" overall SEI is 45 to 55. Component SEIs (e.g. Grade 5 STAAR READING or PSAT WRITING) each have an average of 50 and standard deviation of 10; the range for an "average" component SEI is 40 to 60. Component SEIs are computed only if at least eight tests are included.

2013-14 School Effectiveness Index (SEI) Detail

5-MOISES E. MOLINA HIGH SCHOOL

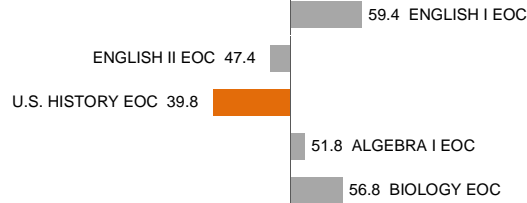
2014-15 DIVISION 3

Overall SEI: 50.8

AEIS Rating: Met Standard

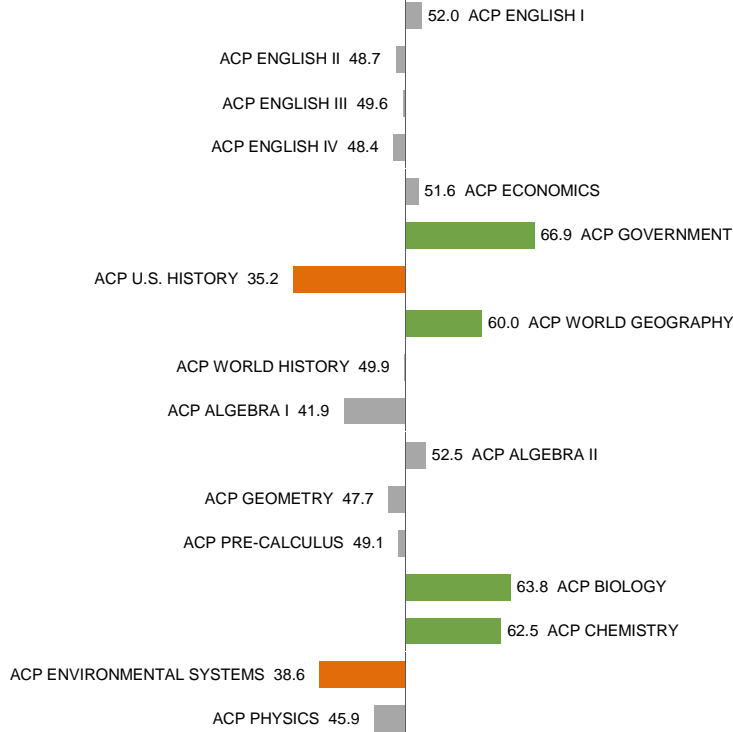
STAAR

Schoolwide



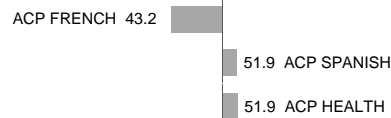
Core ACP

Schoolwide



Other ACP

Schoolwide



NOTES: "Overall SEI" has an average of 50 and standard deviation of 5; the range for an "average" overall SEI is 45 to 55. Component SEIs (e.g. Grade 5 STAAR READING or PSAT WRITING) each have an average of 50 and standard deviation of 10; the range for an "average" component SEI is 40 to 60. Component SEIs are computed only if at least eight tests are included.


2013-14 School Effectiveness Index (SEI) Detail

5-MOISES E. MOLINA HIGH SCHOOL

2014-15 DIVISION 3

Overall SEI: 50.8

AEIS Rating: Met Standard



NOTES: "Overall SEI" has an average of 50 and standard deviation of 5; the range for an "average" overall SEI is 45 to 55. Component SEIs (e.g. Grade 5 STAAR READING or PSAT WRITING) each have an average of 50 and standard deviation of 10; the range for an "average" component SEI is 40 to 60. Component SEIs are computed only if at least eight tests are included.

2013-14 School Effectiveness Index (SEI) Detail

6-HILLCREST HIGH SCHOOL

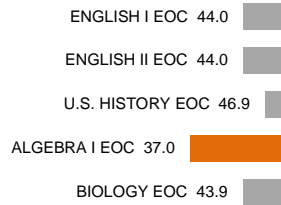
2014-15 DIVISION 3

Overall SEI: 46.1

AEIS Rating: Met Standard


STAAR

Schoolwide



Core ACP

Schoolwide



Other ACP

Schoolwide



NOTES: "Overall SEI" has an average of 50 and standard deviation of 5; the range for an "average" overall SEI is 45 to 55. Component SEIs (e.g. Grade 5 STAAR READING or PSAT WRITING) each have an average of 50 and standard deviation of 10; the range for an "average" component SEI is 40 to 60. Component SEIs are computed only if at least eight tests are included.

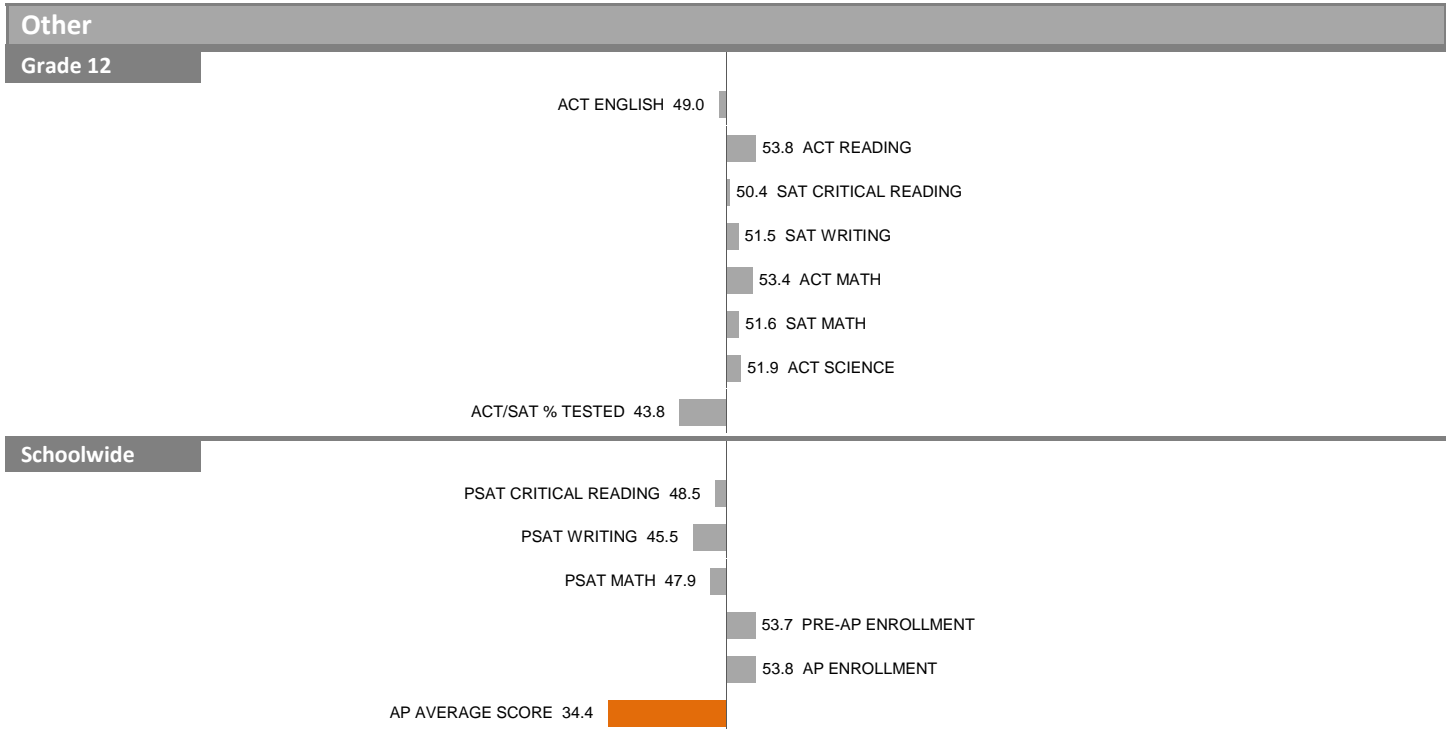
2013-14 School Effectiveness Index (SEI) Detail

6-HILLCREST HIGH SCHOOL

2014-15 DIVISION 3

Overall SEI: 46.1

AEIS Rating: Met Standard



NOTES: "Overall SEI" has an average of 50 and standard deviation of 5; the range for an "average" overall SEI is 45 to 55. Component SEIs (e.g. Grade 5 STAAR READING or PSAT WRITING) each have an average of 50 and standard deviation of 10; the range for an "average" component SEI is 40 to 60. Component SEIs are computed only if at least eight tests are included.

2013-14 School Effectiveness Index (SEI) Detail

7–THOMAS JEFFERSON HIGH SCHOOL

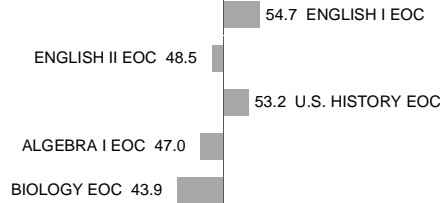
2014-15 DIVISION 1

Overall SEI: 46.1

AEIS Rating: Met Standard


STAAR

Schoolwide



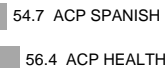
Core ACP

Schoolwide




Other ACP

Schoolwide



Other

Grade 12



NOTES: "Overall SEI" has an average of 50 and standard deviation of 5; the range for an "average" overall SEI is 45 to 55. Component SEIs (e.g. Grade 5 STAAR READING or PSAT WRITING) each have an average of 50 and standard deviation of 10; the range for an "average" component SEI is 40 to 60. Component SEIs are computed only if at least eight tests are included.

2013-14 School Effectiveness Index (SEI) Detail

7–THOMAS JEFFERSON HIGH SCHOOL

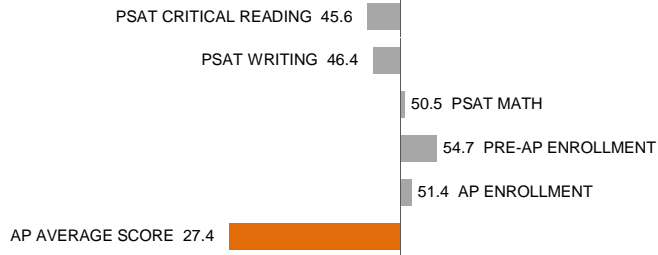
Overall SEI: 46.1

2014-15 DIVISION 1

AEIS Rating: Met Standard

Other

Schoolwide



NOTES: "Overall SEI" has an average of 50 and standard deviation of 5; the range for an "average" overall SEI is 45 to 55. Component SEIs (e.g. Grade 5 STAAR READING or PSAT WRITING) each have an average of 50 and standard deviation of 10; the range for an "average" component SEI is 40 to 60. Component SEIs are computed only if at least eight tests are included.

2013-14 School Effectiveness Index (SEI) Detail

8--JUSTIN F. KIMBALL HIGH SCHOOL


2014-15 DIVISION 1

Overall SEI: 50.7

AEIS Rating: Met Standard


STAAR

Schoolwide



Core ACP

Schoolwide



Other ACP

Schoolwide



NOTES: "Overall SEI" has an average of 50 and standard deviation of 5; the range for an "average" overall SEI is 45 to 55. Component SEIs (e.g. Grade 5 STAAR READING or PSAT WRITING) each have an average of 50 and standard deviation of 10; the range for an "average" component SEI is 40 to 60. Component SEIs are computed only if at least eight tests are included.

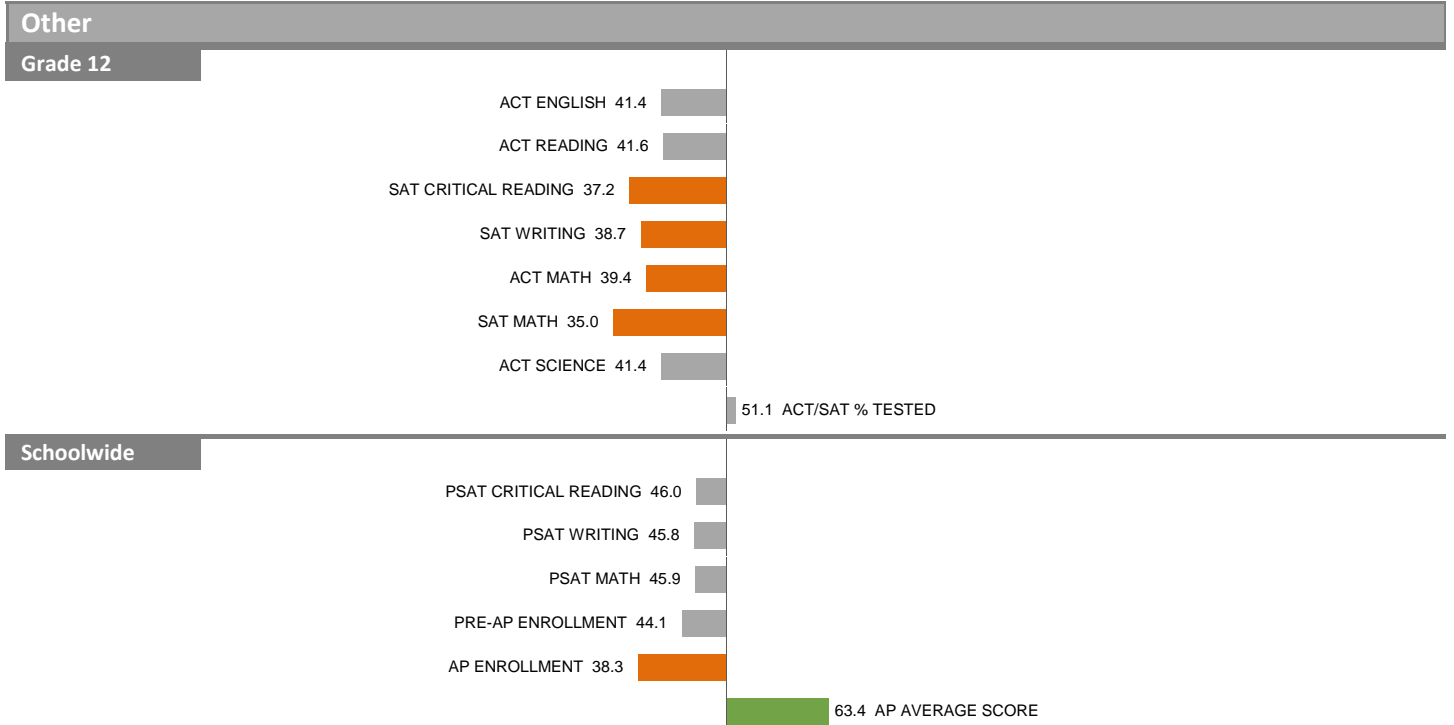
2013-14 School Effectiveness Index (SEI) Detail

8--JUSTIN F. KIMBALL HIGH SCHOOL

2014-15 DIVISION 1

Overall SEI: 50.7

AEIS Rating: Met Standard



NOTES: "Overall SEI" has an average of 50 and standard deviation of 5; the range for an "average" overall SEI is 45 to 55. Component SEIs (e.g. Grade 5 STAAR READING or PSAT WRITING) each have an average of 50 and standard deviation of 10; the range for an "average" component SEI is 40 to 60. Component SEIs are computed only if at least eight tests are included.

2013-14 School Effectiveness Index (SEI) Detail

9—LINCOLN HIGH SCHOOL

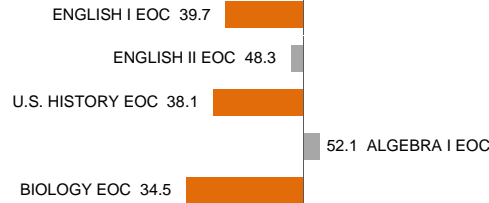
2014-15 DIVISION 5

Overall SEI: 43.7

AEIS Rating: Improvement Required

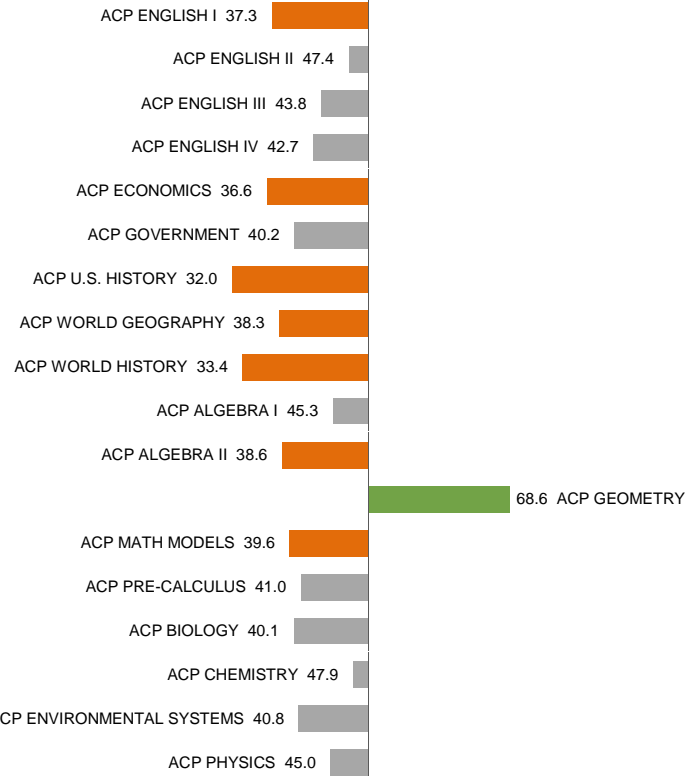
STAAR

Schoolwide



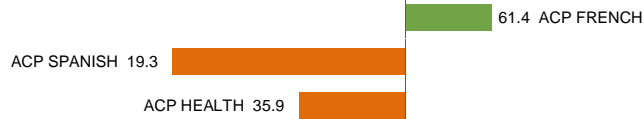
Core ACP

Schoolwide



Other ACP

Schoolwide



NOTES: "Overall SEI" has an average of 50 and standard deviation of 5; the range for an "average" overall SEI is 45 to 55. Component SEIs (e.g. Grade 5 STAAR READING or PSAT WRITING) each have an average of 50 and standard deviation of 10; the range for an "average" component SEI is 40 to 60. Component SEIs are computed only if at least eight tests are included.

2013-14 School Effectiveness Index (SEI) Detail

9—LINCOLN HIGH SCHOOL

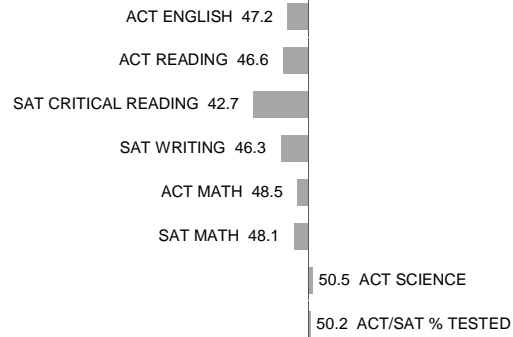
Overall SEI: 43.7

2014-15 DIVISION 5

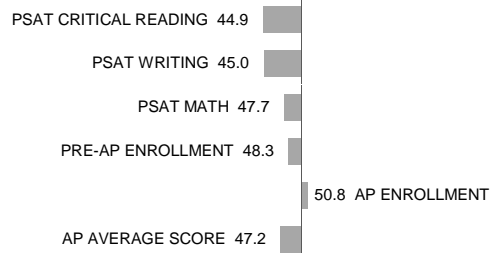
AEIS Rating: Improvement Required

Other

Grade 12



Schoolwide



NOTES: "Overall SEI" has an average of 50 and standard deviation of 5; the range for an "average" overall SEI is 45 to 55. Component SEIs (e.g. Grade 5 STAAR READING or PSAT WRITING) each have an average of 50 and standard deviation of 10; the range for an "average" component SEI is 40 to 60. Component SEIs are computed only if at least eight tests are included.

2013-14 School Effectiveness Index (SEI) Detail

12--L.G. PINKSTON HIGH SCHOOL

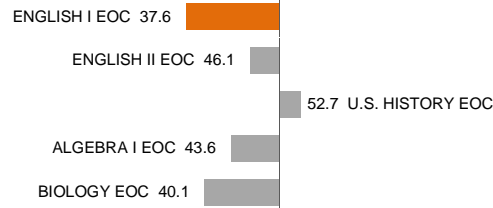
Overall SEI: 42.9

2014-15 DIVISION 3

AEIS Rating: Improvement Required

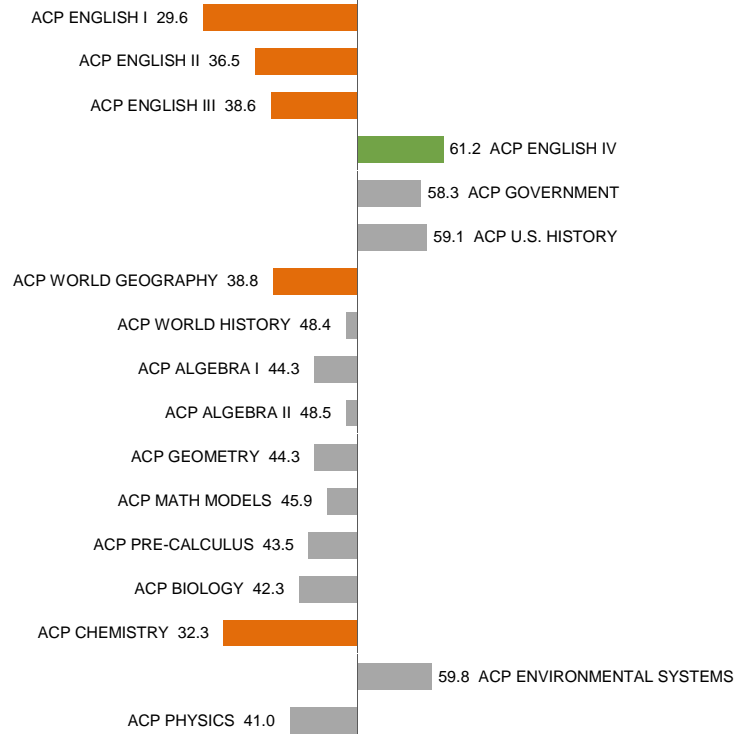
STAAR

Schoolwide



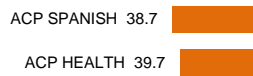
Core ACP

Schoolwide



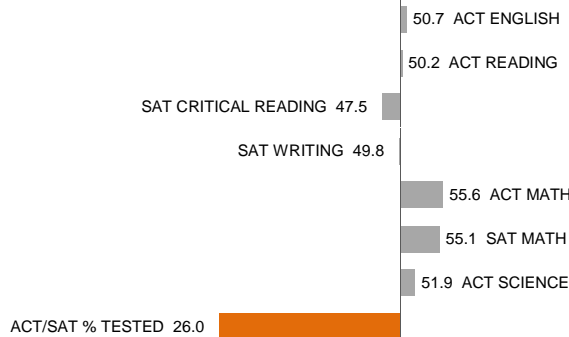
Other ACP

Schoolwide



Other

Grade 12



NOTES: "Overall SEI" has an average of 50 and standard deviation of 5; the range for an "average" overall SEI is 45 to 55. Component SEIs (e.g. Grade 5 STAAR READING or PSAT WRITING) each have an average of 50 and standard deviation of 10; the range for an "average" component SEI is 40 to 60. Component SEIs are computed only if at least eight tests are included.

2013-14 School Effectiveness Index (SEI) Detail

12--L.G. PINKSTON HIGH SCHOOL

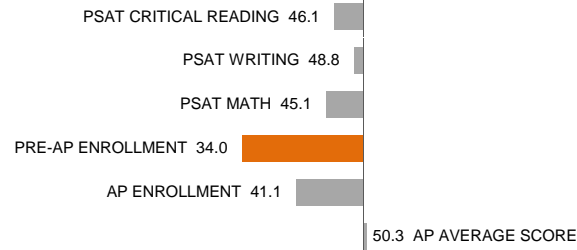
Overall SEI: 42.9

2014-15 DIVISION 3

AEIS Rating: Improvement Required

Other

Schoolwide



NOTES: "Overall SEI" has an average of 50 and standard deviation of 5; the range for an "average" overall SEI is 45 to 55. Component SEIs (e.g. Grade 5 STAAR READING or PSAT WRITING) each have an average of 50 and standard deviation of 10; the range for an "average" component SEI is 40 to 60. Component SEIs are computed only if at least eight tests are included.

2013-14 School Effectiveness Index (SEI) Detail

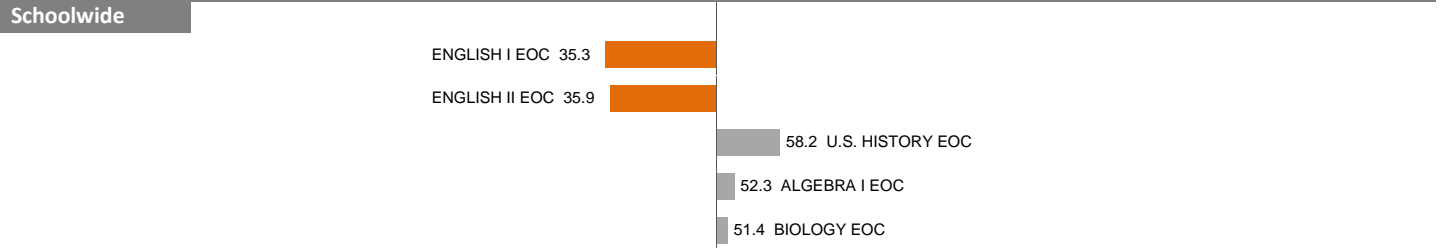
13-FRANKLIN D. ROOSEVELT HIGH SCHOOL

Overall SEI: 47.8

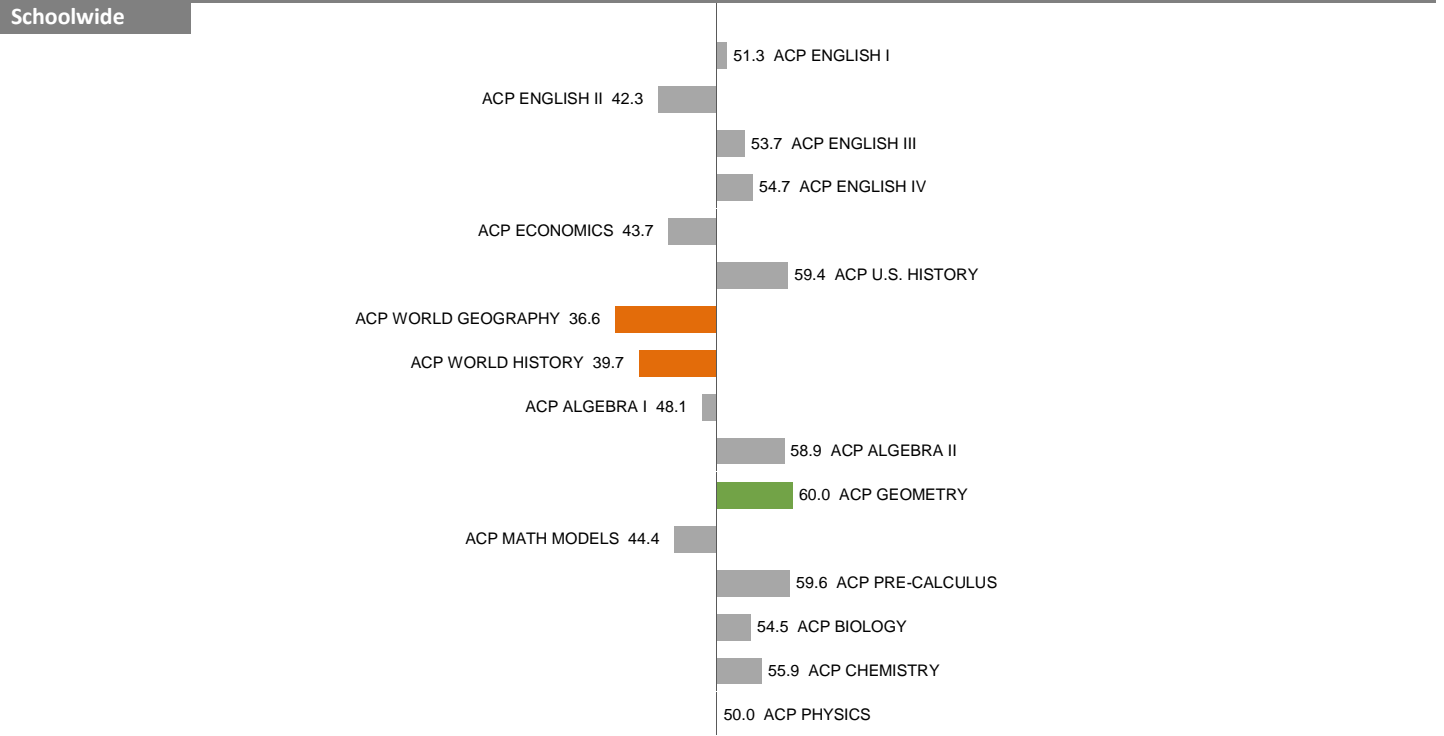
2014-15 DIVISION 2

AEIS Rating: Improvement Required

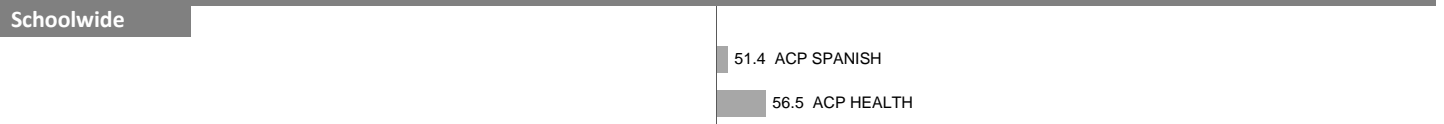
STAAR



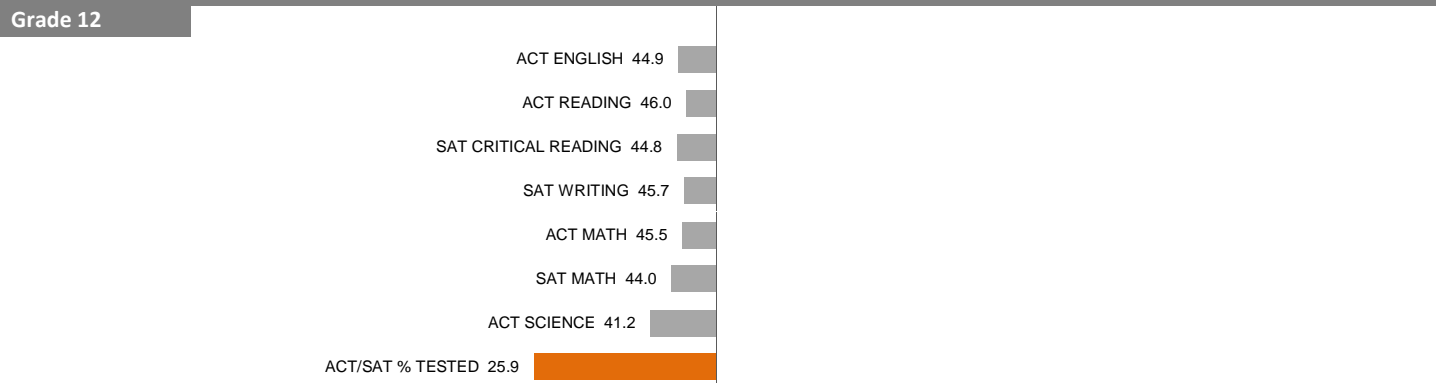
Core ACP



Other ACP



Other



NOTES: "Overall SEI" has an average of 50 and standard deviation of 5; the range for an "average" overall SEI is 45 to 55. Component SEIs (e.g. Grade 5 STAAR READING or PSAT WRITING) each have an average of 50 and standard deviation of 10; the range for an "average" component SEI is 40 to 60. Component SEIs are computed only if at least eight tests are included.

2013-14 School Effectiveness Index (SEI) Detail

13-FRANKLIN D. ROOSEVELT HIGH SCHOOL

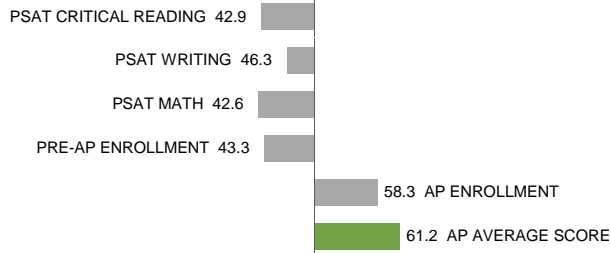
Overall SEI: 47.8

2014-15 DIVISION 2

AEIS Rating: Improvement Required

Other

Schoolwide



NOTES: "Overall SEI" has an average of 50 and standard deviation of 5; the range for an "average" overall SEI is 45 to 55. Component SEIs (e.g. Grade 5 STAAR READING or PSAT WRITING) each have an average of 50 and standard deviation of 10; the range for an "average" component SEI is 40 to 60. Component SEIs are computed only if at least eight tests are included.

2013-14 School Effectiveness Index (SEI) Detail

14-W.W. SAMUELL HIGH SCHOOL

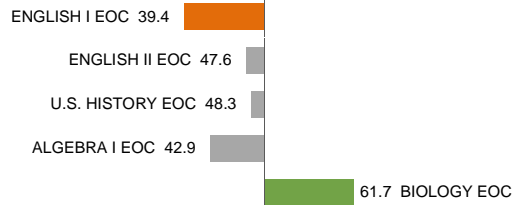
Overall SEI: 50.7

2014-15 DIVISION 2

AEIS Rating: Improvement Required

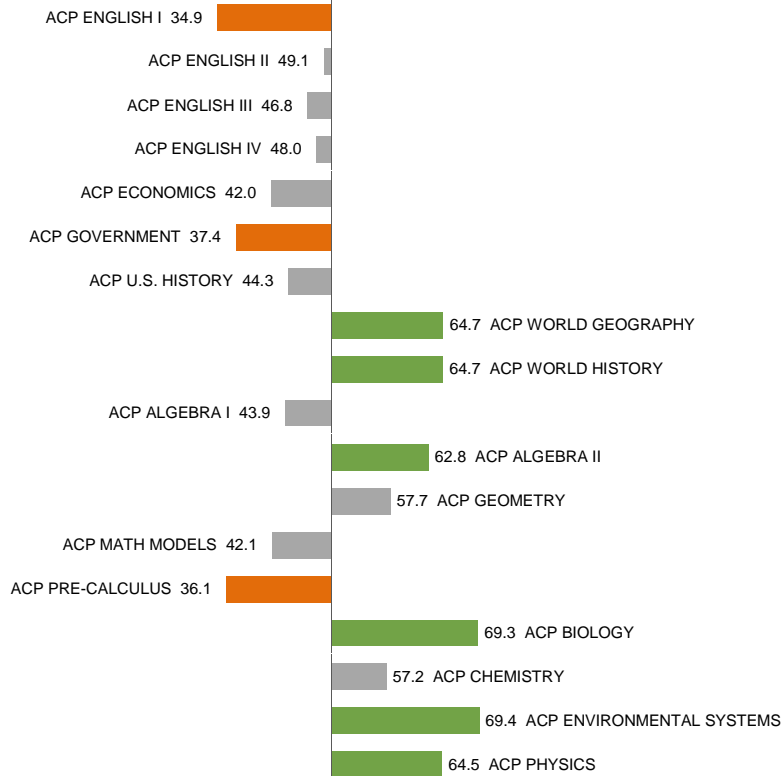
STAAR

Schoolwide



Core ACP

Schoolwide



Other ACP

Schoolwide



NOTES: "Overall SEI" has an average of 50 and standard deviation of 5; the range for an "average" overall SEI is 45 to 55. Component SEIs (e.g. Grade 5 STAAR READING or PSAT WRITING) each have an average of 50 and standard deviation of 10; the range for an "average" component SEI is 40 to 60. Component SEIs are computed only if at least eight tests are included.

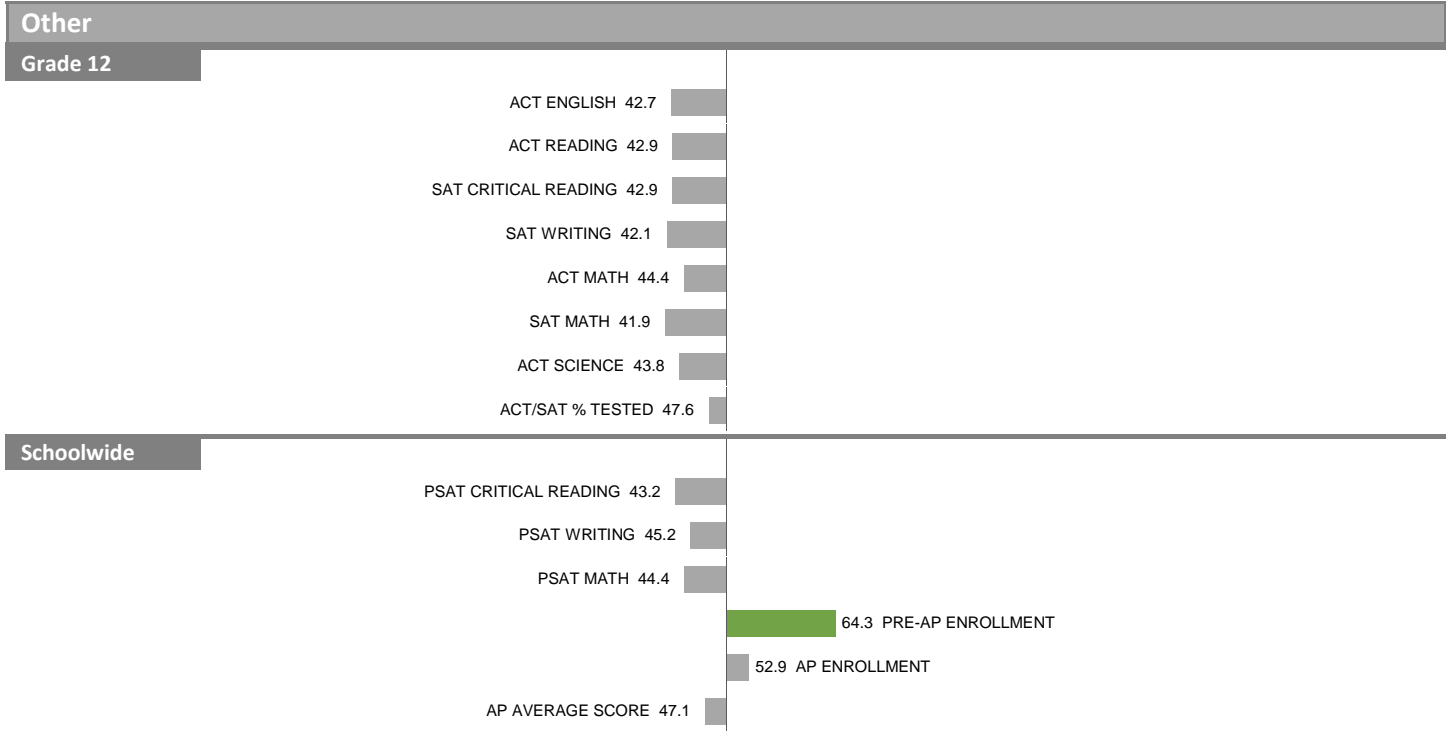
2013-14 School Effectiveness Index (SEI) Detail

14–W.W. SAMUELL HIGH SCHOOL

Overall SEI: 50.7

2014-15 DIVISION 2

AEIS Rating: Improvement Required



NOTES: "Overall SEI" has an average of 50 and standard deviation of 5; the range for an "average" overall SEI is 45 to 55. Component SEIs (e.g. Grade 5 STAAR READING or PSAT WRITING) each have an average of 50 and standard deviation of 10; the range for an "average" component SEI is 40 to 60. Component SEIs are computed only if at least eight tests are included.

2013-14 School Effectiveness Index (SEI) Detail

15--SEAGOVILLE HIGH SCHOOL

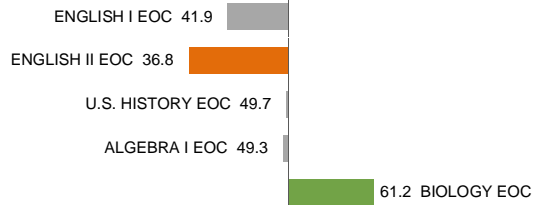
2014-15 DIVISION 5

Overall SEI: 50.4

AEIS Rating: Met Standard

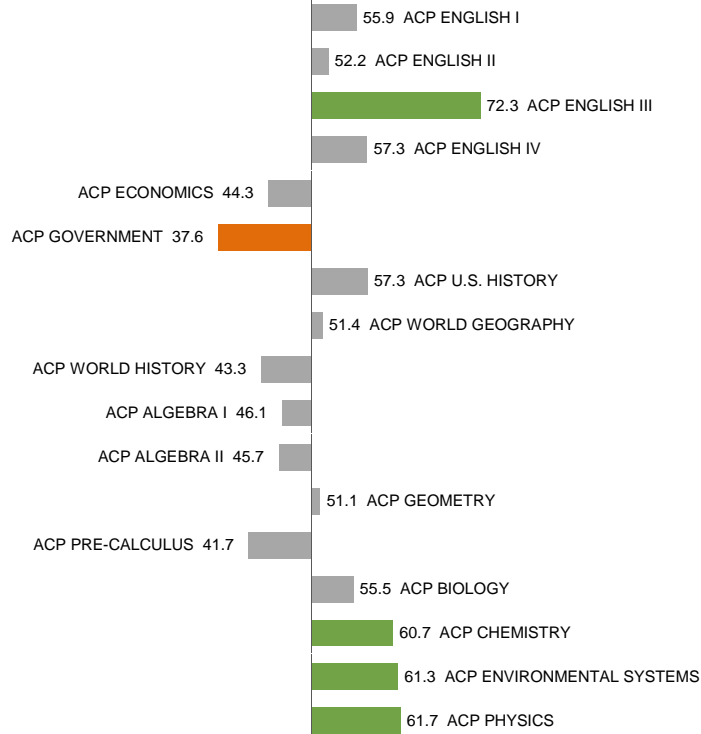
STAAR

Schoolwide



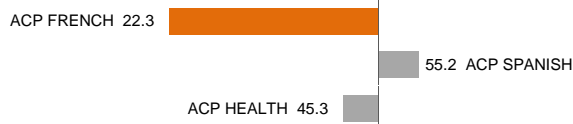
Core ACP

Schoolwide



Other ACP

Schoolwide



NOTES: "Overall SEI" has an average of 50 and standard deviation of 5; the range for an "average" overall SEI is 45 to 55. Component SEIs (e.g. Grade 5 STAAR READING or PSAT WRITING) each have an average of 50 and standard deviation of 10; the range for an "average" component SEI is 40 to 60. Component SEIs are computed only if at least eight tests are included.

2013-14 School Effectiveness Index (SEI) Detail

15--SEAGOVILLE HIGH SCHOOL

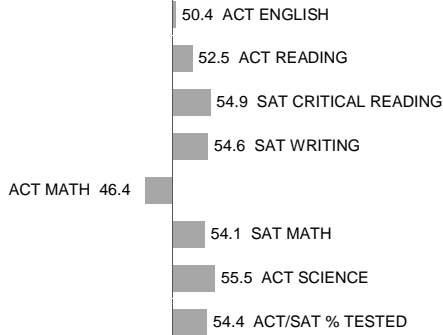
2014-15 DIVISION 5

Overall SEI: 50.4

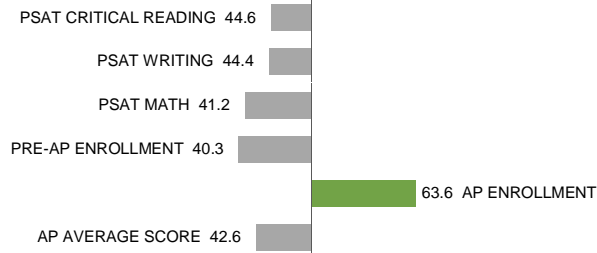
AEIS Rating: Met Standard

Other

Grade 12



Schoolwide



NOTES: "Overall SEI" has an average of 50 and standard deviation of 5; the range for an "average" overall SEI is 45 to 55. Component SEIs (e.g. Grade 5 STAAR READING or PSAT WRITING) each have an average of 50 and standard deviation of 10; the range for an "average" component SEI is 40 to 60. Component SEIs are computed only if at least eight tests are included.

2013-14 School Effectiveness Index (SEI) Detail

16--SOUTH OAK CLIFF HIGH SCHOOL

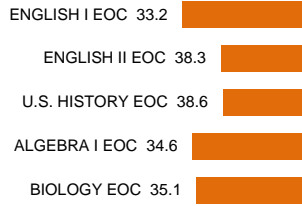
Overall SEI: 38.6

2014-15 DIVISION 4

AEIS Rating: Improvement Required

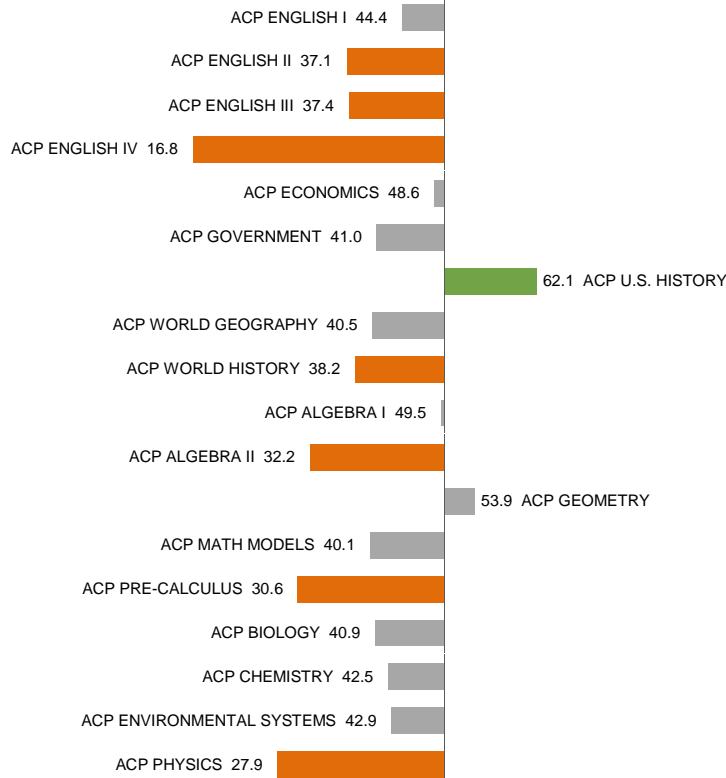
STAAR

Schoolwide



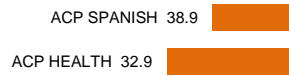
Core ACP

Schoolwide



Other ACP

Schoolwide



NOTES: "Overall SEI" has an average of 50 and standard deviation of 5; the range for an "average" overall SEI is 45 to 55. Component SEIs (e.g. Grade 5 STAAR READING or PSAT WRITING) each have an average of 50 and standard deviation of 10; the range for an "average" component SEI is 40 to 60. Component SEIs are computed only if at least eight tests are included.

2013-14 School Effectiveness Index (SEI) Detail

16--SOUTH OAK CLIFF HIGH SCHOOL


Overall SEI: 38.6

2014-15 DIVISION 4

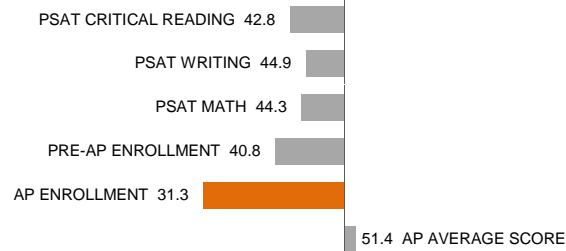
AEIS Rating: Improvement Required

Other

Grade 12



Schoolwide



NOTES: "Overall SEI" has an average of 50 and standard deviation of 5; the range for an "average" overall SEI is 45 to 55. Component SEIs (e.g. Grade 5 STAAR READING or PSAT WRITING) each have an average of 50 and standard deviation of 10; the range for an "average" component SEI is 40 to 60. Component SEIs are computed only if at least eight tests are included.

2013-14 School Effectiveness Index (SEI) Detail

17-H. GRADY SPRUCE HIGH SCHOOL

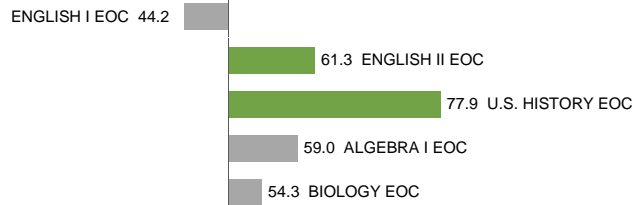
Overall SEI: 54.3

2014-15 DIVISION 5

AEIS Rating: Improvement Required

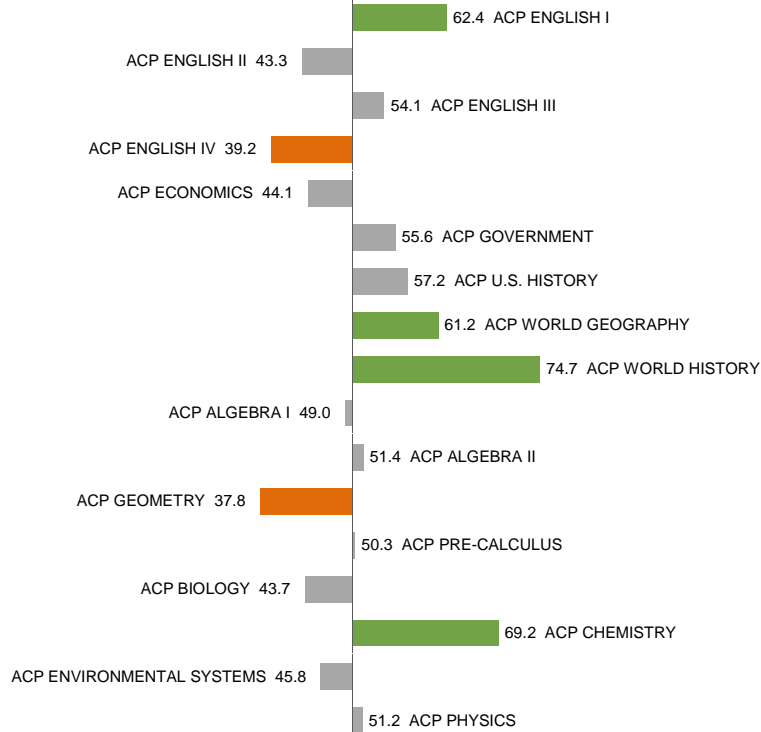
STAAR

Schoolwide



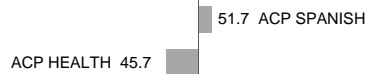
Core ACP

Schoolwide



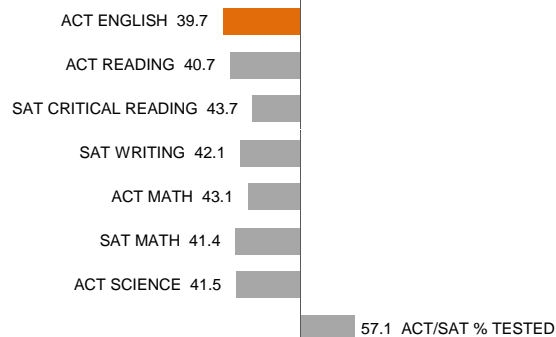
Other ACP

Schoolwide



Other

Grade 12



NOTES: "Overall SEI" has an average of 50 and standard deviation of 5; the range for an "average" overall SEI is 45 to 55. Component SEIs (e.g. Grade 5 STAAR READING or PSAT WRITING) each have an average of 50 and standard deviation of 10; the range for an "average" component SEI is 40 to 60. Component SEIs are computed only if at least eight tests are included.

2013-14 School Effectiveness Index (SEI) Detail

17-H. GRADY SPRUCE HIGH SCHOOL

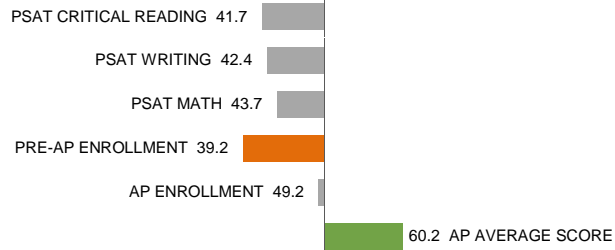
Overall SEI: 54.3

2014-15 DIVISION 5

AEIS Rating: Improvement Required

Other

Schoolwide



NOTES: "Overall SEI" has an average of 50 and standard deviation of 5; the range for an "average" overall SEI is 45 to 55. Component SEIs (e.g. Grade 5 STAAR READING or PSAT WRITING) each have an average of 50 and standard deviation of 10; the range for an "average" component SEI is 40 to 60. Component SEIs are computed only if at least eight tests are included.

2013-14 School Effectiveness Index (SEI) Detail

18-SUNSET HIGH SCHOOL

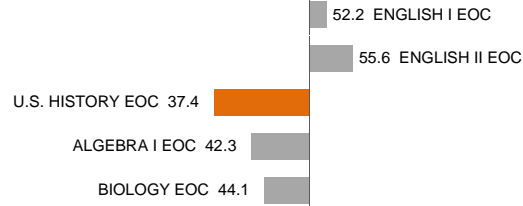
2014-15 DIVISION 1

Overall SEI: 48.5

AEIS Rating: Met Standard

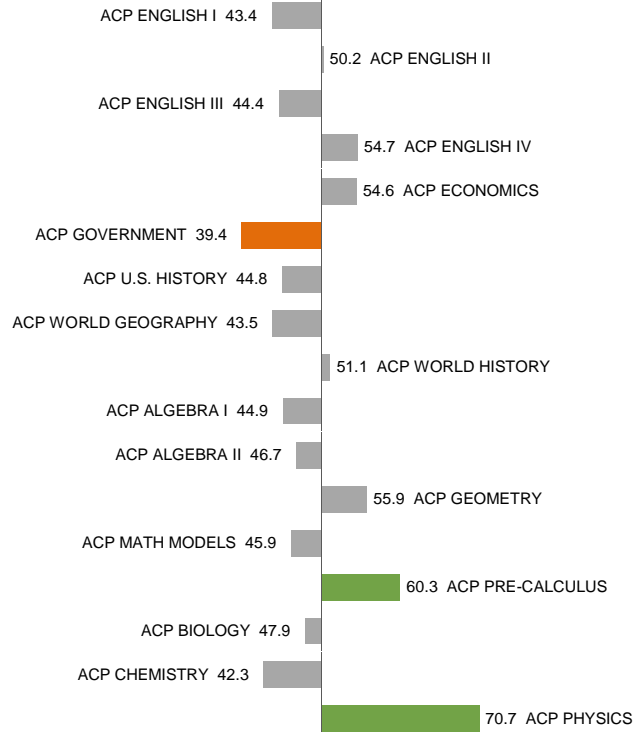
STAAR

Schoolwide



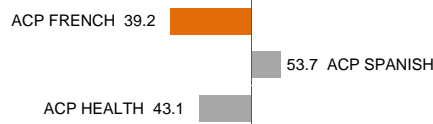
Core ACP

Schoolwide



Other ACP

Schoolwide



NOTES: "Overall SEI" has an average of 50 and standard deviation of 5; the range for an "average" overall SEI is 45 to 55. Component SEIs (e.g. Grade 5 STAAR READING or PSAT WRITING) each have an average of 50 and standard deviation of 10; the range for an "average" component SEI is 40 to 60. Component SEIs are computed only if at least eight tests are included.

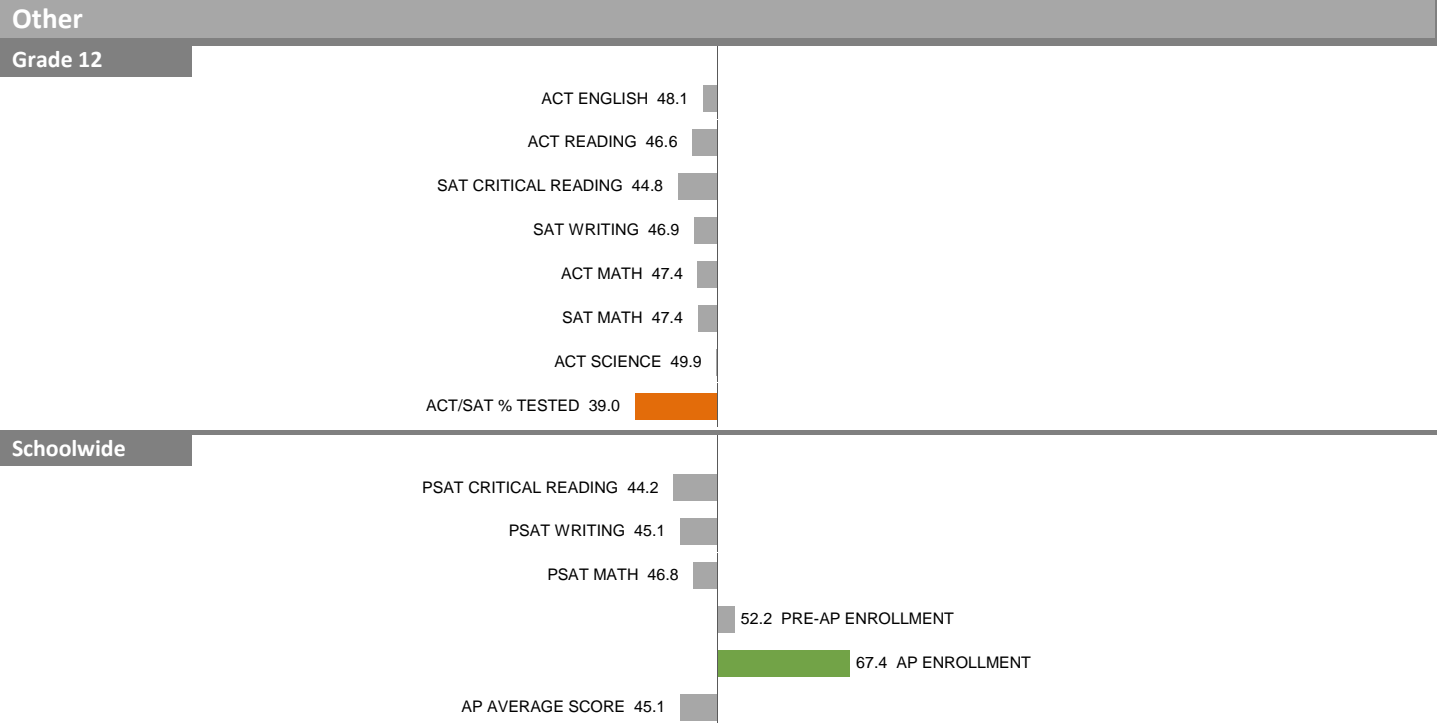
2013-14 School Effectiveness Index (SEI) Detail

18-SUNSET HIGH SCHOOL

2014-15 DIVISION 1

Overall SEI: 48.5

AEIS Rating: Met Standard



NOTES: "Overall SEI" has an average of 50 and standard deviation of 5; the range for an "average" overall SEI is 45 to 55. Component SEIs (e.g. Grade 5 STAAR READING or PSAT WRITING) each have an average of 50 and standard deviation of 10; the range for an "average" component SEI is 40 to 60. Component SEIs are computed only if at least eight tests are included.

2013-14 School Effectiveness Index (SEI) Detail

21-W.T. WHITE HIGH SCHOOL

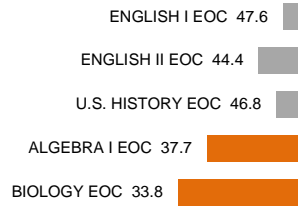
2014-15 DIVISION 2

Overall SEI: 48.5

AEIS Rating: Met Standard

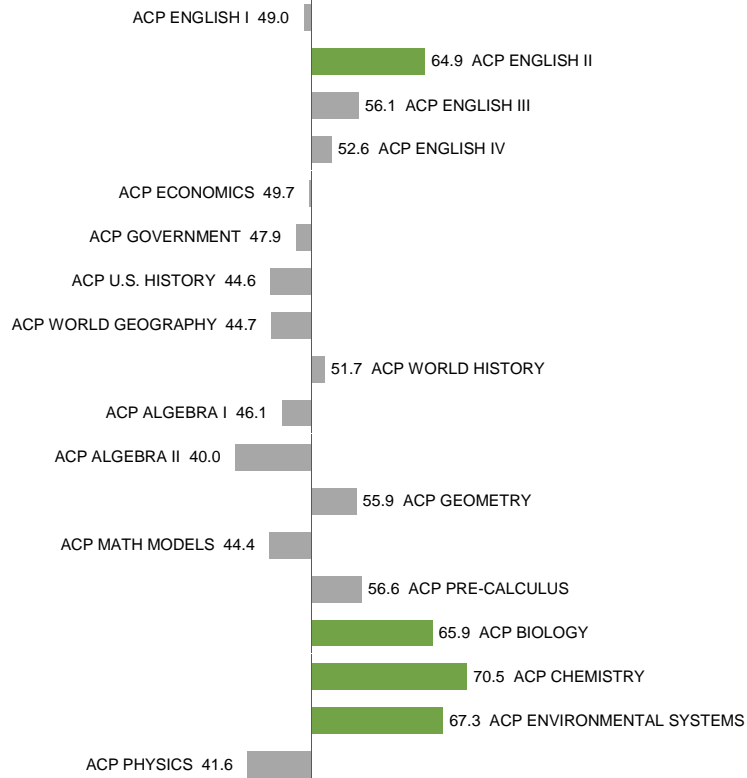
STAAR

Schoolwide



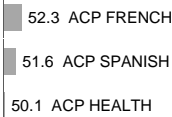
Core ACP

Schoolwide



Other ACP

Schoolwide



NOTES: "Overall SEI" has an average of 50 and standard deviation of 5; the range for an "average" overall SEI is 45 to 55. Component SEIs (e.g. Grade 5 STAAR READING or PSAT WRITING) each have an average of 50 and standard deviation of 10; the range for an "average" component SEI is 40 to 60. Component SEIs are computed only if at least eight tests are included.


2013-14 School Effectiveness Index (SEI) Detail

21-W.T. WHITE HIGH SCHOOL

2014-15 DIVISION 2

Overall SEI: 48.5

AEIS Rating: Met Standard



NOTES: "Overall SEI" has an average of 50 and standard deviation of 5; the range for an "average" overall SEI is 45 to 55. Component SEIs (e.g. Grade 5 STAAR READING or PSAT WRITING) each have an average of 50 and standard deviation of 10; the range for an "average" component SEI is 40 to 60. Component SEIs are computed only if at least eight tests are included.

2013-14 School Effectiveness Index (SEI) Detail

22-WOODROW WILSON HIGH SCHOOL

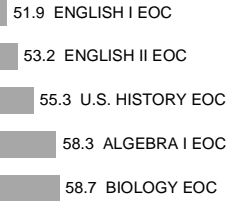
2014-15 DIVISION 4

Overall SEI: 55.7

AEIS Rating: Met Standard

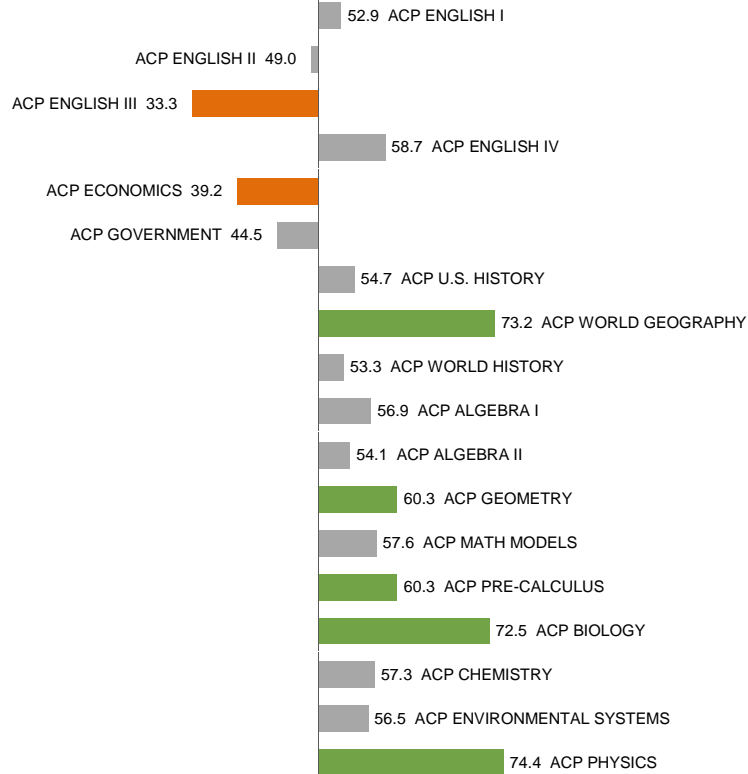
STAAR

Schoolwide



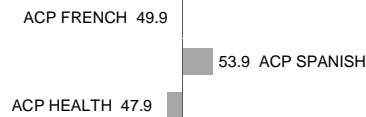
Core ACP

Schoolwide



Other ACP

Schoolwide



NOTES: "Overall SEI" has an average of 50 and standard deviation of 5; the range for an "average" overall SEI is 45 to 55. Component SEIs (e.g. Grade 5 STAAR READING or PSAT WRITING) each have an average of 50 and standard deviation of 10; the range for an "average" component SEI is 40 to 60. Component SEIs are computed only if at least eight tests are included.

2013-14 School Effectiveness Index (SEI) Detail

22–WOODROW WILSON HIGH SCHOOL

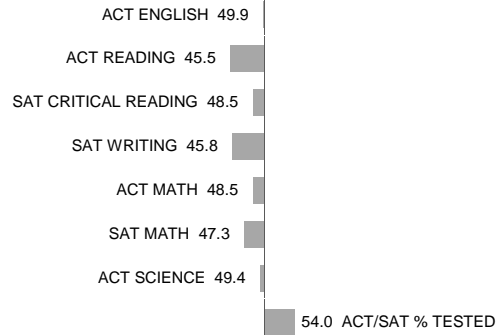
2014-15 DIVISION 4

Overall SEI: 55.7


AEIS Rating: Met Standard

Other

Grade 12



Schoolwide



NOTES: "Overall SEI" has an average of 50 and standard deviation of 5; the range for an "average" overall SEI is 45 to 55. Component SEIs (e.g. Grade 5 STAAR READING or PSAT WRITING) each have an average of 50 and standard deviation of 10; the range for an "average" component SEI is 40 to 60. Component SEIs are computed only if at least eight tests are included.

2013-14 School Effectiveness Index (SEI) Detail

23-DAVID W. CARTER HIGH SCHOOL

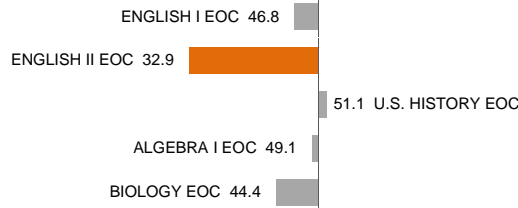
Overall SEI: 48.1

2014-15 DIVISION 1

AEIS Rating: Improvement Required

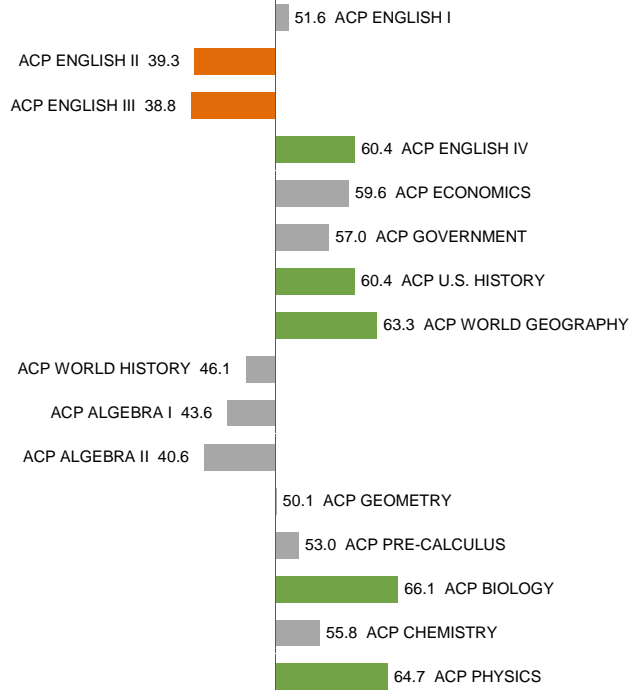
STAAR

Schoolwide



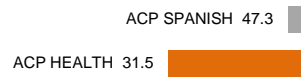
Core ACP

Schoolwide



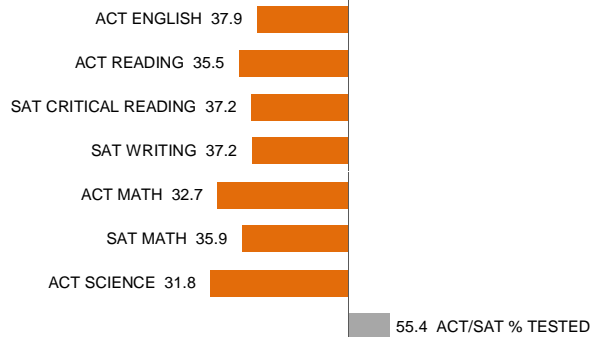
Other ACP

Schoolwide



Other

Grade 12



NOTES: "Overall SEI" has an average of 50 and standard deviation of 5; the range for an "average" overall SEI is 45 to 55. Component SEIs (e.g. Grade 5 STAAR READING or PSAT WRITING) each have an average of 50 and standard deviation of 10; the range for an "average" component SEI is 40 to 60. Component SEIs are computed only if at least eight tests are included.

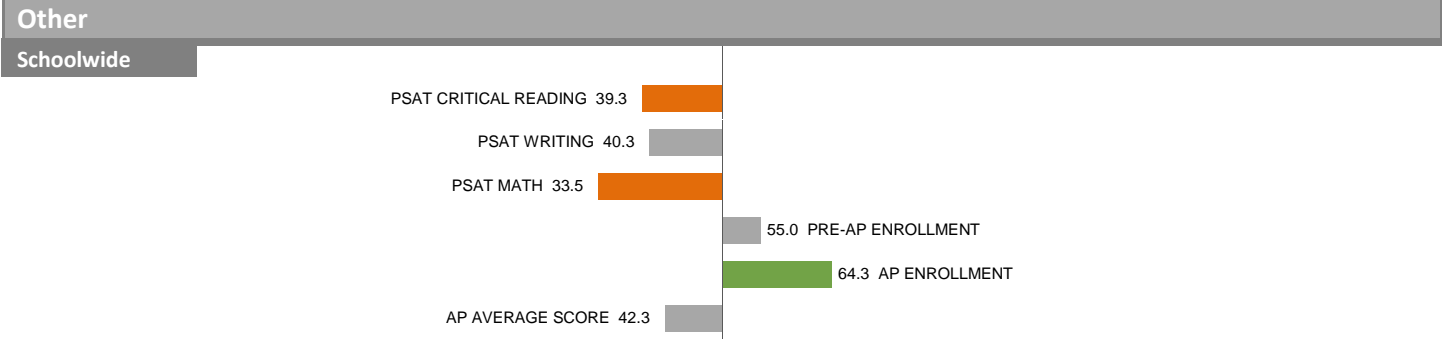
2013-14 School Effectiveness Index (SEI) Detail

23-DAVID W. CARTER HIGH SCHOOL

Overall SEI: 48.1

2014-15 DIVISION 1

AEIS Rating: Improvement Required



NOTES: "Overall SEI" has an average of 50 and standard deviation of 5; the range for an "average" overall SEI is 45 to 55. Component SEIs (e.g. Grade 5 STAAR READING or PSAT WRITING) each have an average of 50 and standard deviation of 10; the range for an "average" component SEI is 40 to 60. Component SEIs are computed only if at least eight tests are included.

2013-14 School Effectiveness Index (SEI) Detail

24-NORTH DALLAS HIGH SCHOOL

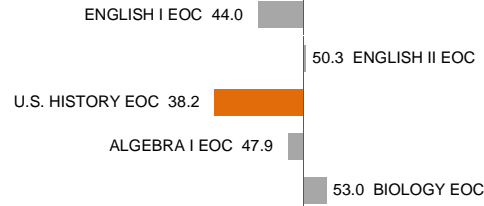
2014-15 DIVISION 3

Overall SEI: 46.5

AEIS Rating: Met Standard

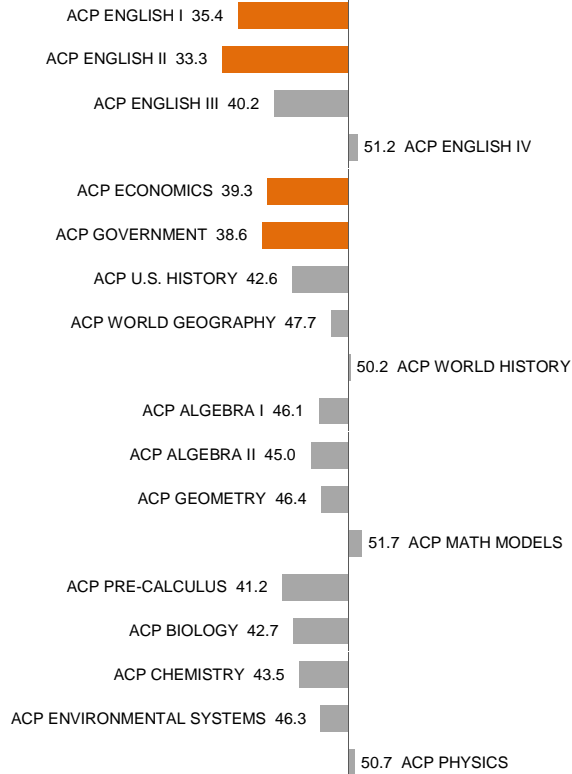
STAAR

Schoolwide



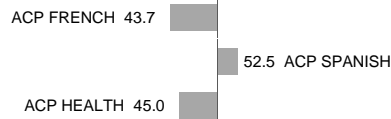
Core ACP

Schoolwide



Other ACP

Schoolwide



NOTES: "Overall SEI" has an average of 50 and standard deviation of 5; the range for an "average" overall SEI is 45 to 55. Component SEIs (e.g. Grade 5 STAAR READING or PSAT WRITING) each have an average of 50 and standard deviation of 10; the range for an "average" component SEI is 40 to 60. Component SEIs are computed only if at least eight tests are included.

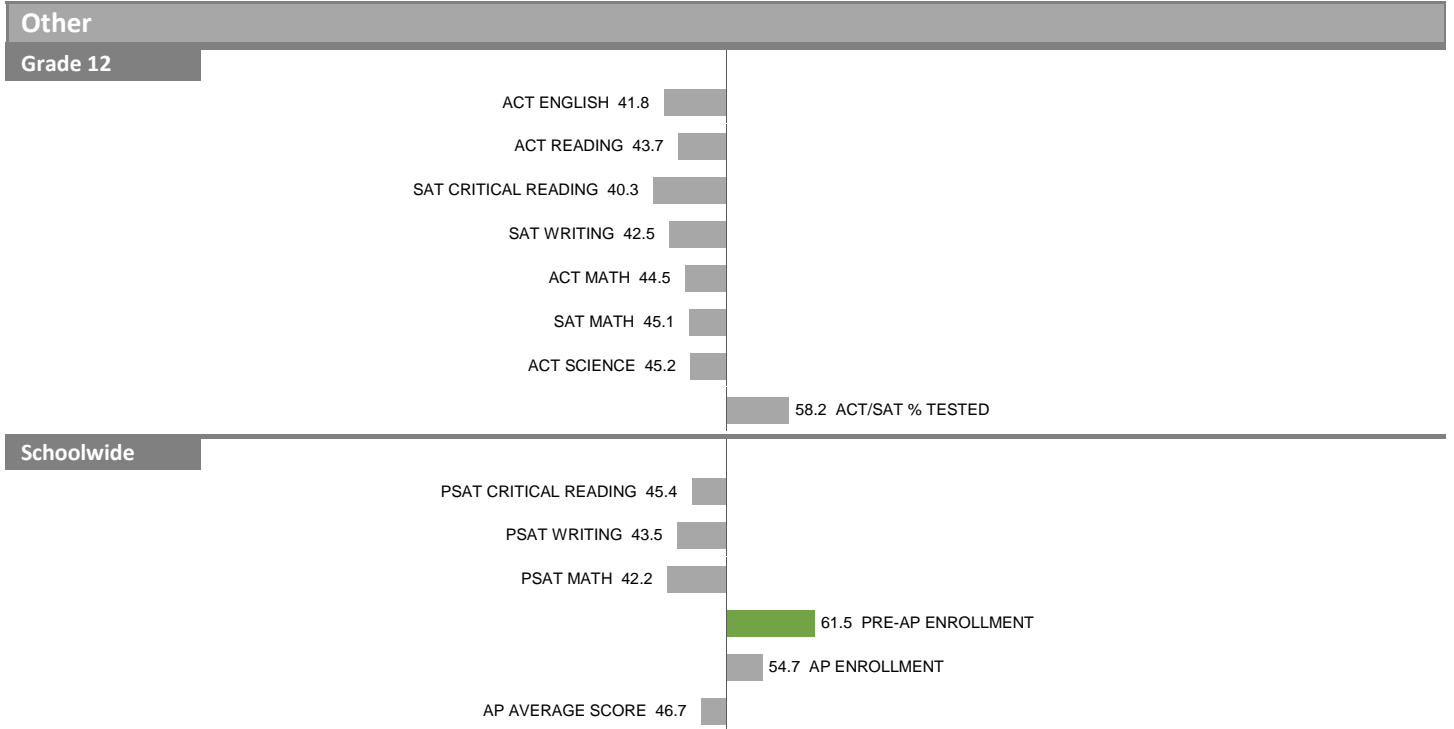
2013-14 School Effectiveness Index (SEI) Detail

24-NORTH DALLAS HIGH SCHOOL

2014-15 DIVISION 3

Overall SEI: 46.5

AEIS Rating: Met Standard



NOTES: "Overall SEI" has an average of 50 and standard deviation of 5; the range for an "average" overall SEI is 45 to 55. Component SEIs (e.g. Grade 5 STAAR READING or PSAT WRITING) each have an average of 50 and standard deviation of 10; the range for an "average" component SEI is 40 to 60. Component SEIs are computed only if at least eight tests are included.

2013-14 School Effectiveness Index (SEI) Detail

25--SKYLINE HIGH SCHOOL

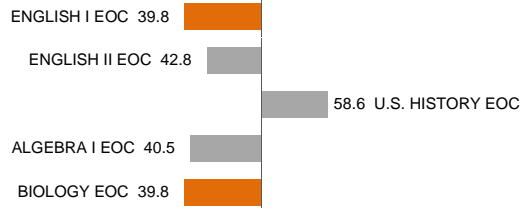
2014-15 DIVISION 4

Overall SEI: 46.5

AEIS Rating: Met Standard

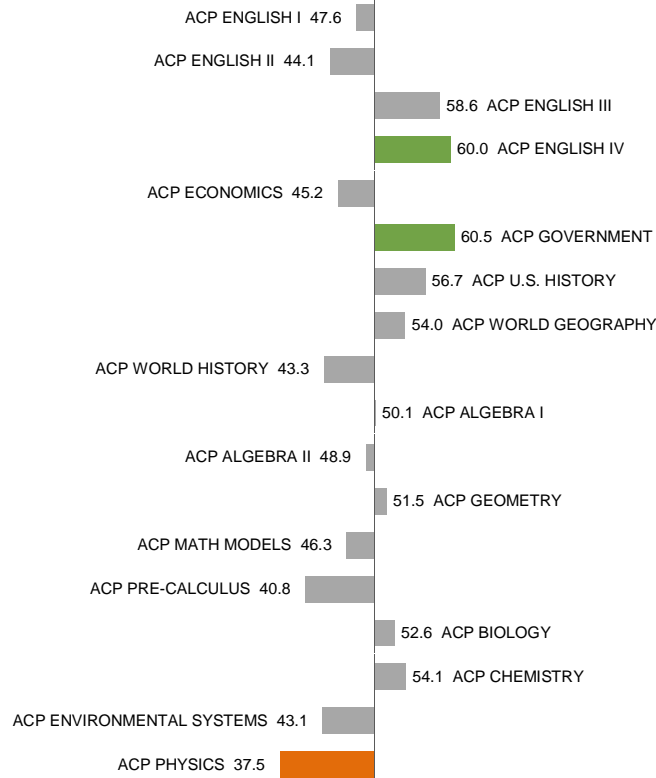
STAAR

Schoolwide



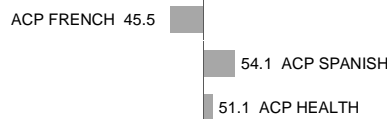
Core ACP

Schoolwide



Other ACP

Schoolwide



NOTES: "Overall SEI" has an average of 50 and standard deviation of 5; the range for an "average" overall SEI is 45 to 55. Component SEIs (e.g. Grade 5 STAAR READING or PSAT WRITING) each have an average of 50 and standard deviation of 10; the range for an "average" component SEI is 40 to 60. Component SEIs are computed only if at least eight tests are included.

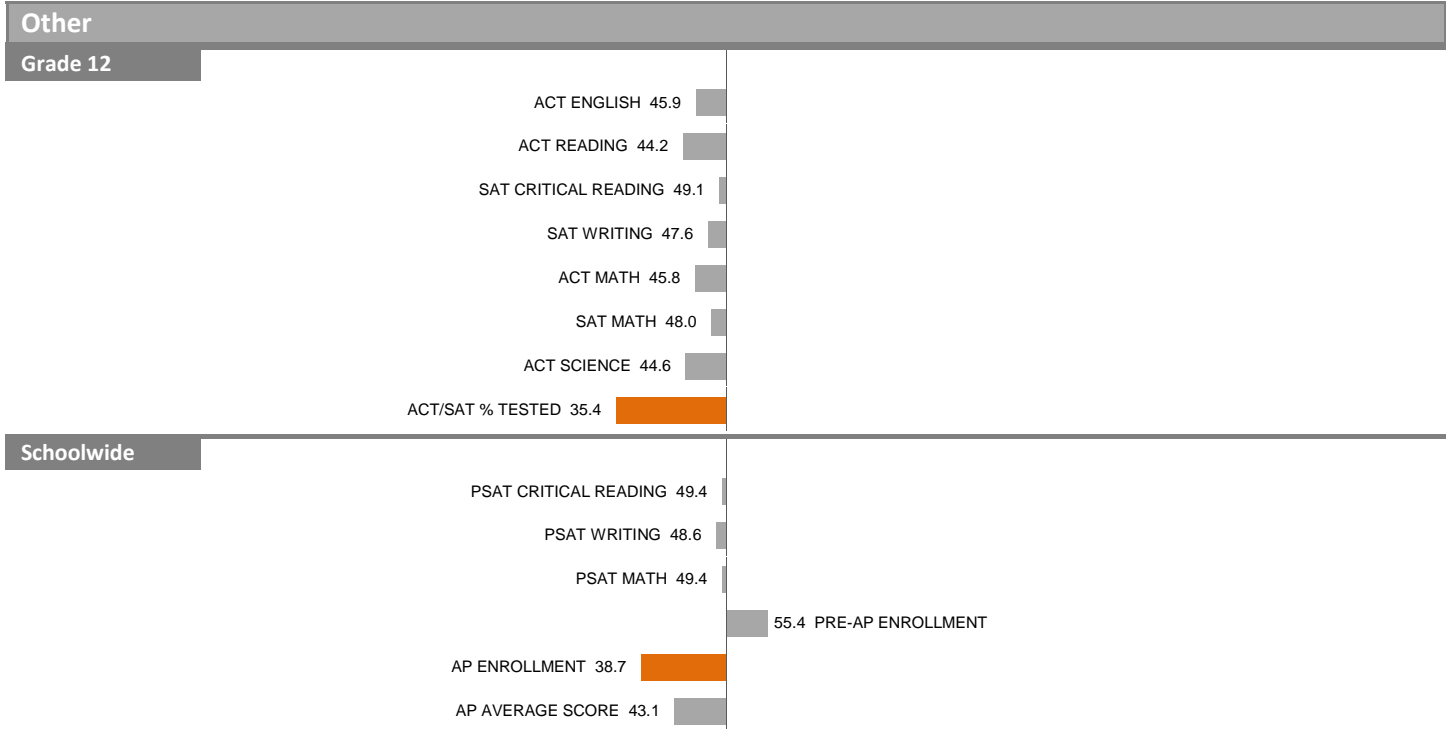
2013-14 School Effectiveness Index (SEI) Detail

25--SKYLINE HIGH SCHOOL

2014-15 DIVISION 4

Overall SEI: 46.5

AEIS Rating: Met Standard



NOTES: "Overall SEI" has an average of 50 and standard deviation of 5; the range for an "average" overall SEI is 45 to 55. Component SEIs (e.g. Grade 5 STAAR READING or PSAT WRITING) each have an average of 50 and standard deviation of 10; the range for an "average" component SEI is 40 to 60. Component SEIs are computed only if at least eight tests are included.

2013-14 School Effectiveness Index (SEI) Detail

28-EMMETT J. CONRAD HIGH SCHOOL

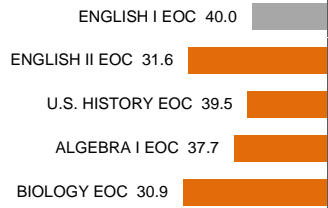
Overall SEI: 40.0

2014-15 DIVISION 2

AEIS Rating: Improvement Required

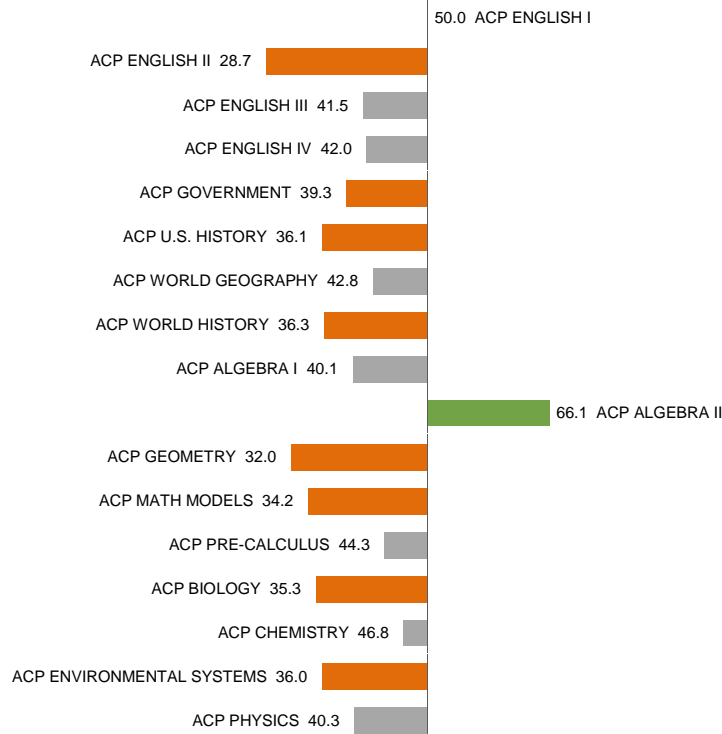
STAAR

Schoolwide



Core ACP

Schoolwide



Other ACP

Schoolwide



NOTES: "Overall SEI" has an average of 50 and standard deviation of 5; the range for an "average" overall SEI is 45 to 55. Component SEIs (e.g. Grade 5 STAAR READING or PSAT WRITING) each have an average of 50 and standard deviation of 10; the range for an "average" component SEI is 40 to 60. Component SEIs are computed only if at least eight tests are included.

2013-14 School Effectiveness Index (SEI) Detail

28-EMMETT J. CONRAD HIGH SCHOOL

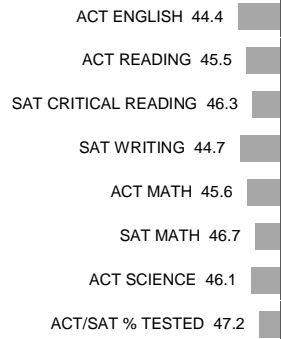
Overall SEI: 40.0

2014-15 DIVISION 2


AEIS Rating: Improvement Required

Other

Grade 12



Schoolwide



NOTES: "Overall SEI" has an average of 50 and standard deviation of 5; the range for an "average" overall SEI is 45 to 55. Component SEIs (e.g. Grade 5 STAAR READING or PSAT WRITING) each have an average of 50 and standard deviation of 10; the range for an "average" component SEI is 40 to 60. Component SEIs are computed only if at least eight tests are included.

2013-14 School Effectiveness Index (SEI) Detail

32-JAMES MADISON HIGH SCHOOL

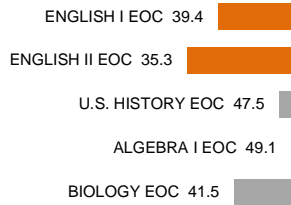
Overall SEI: 47.0

2014-15 DIVISION 4

AEIS Rating: Met Standard

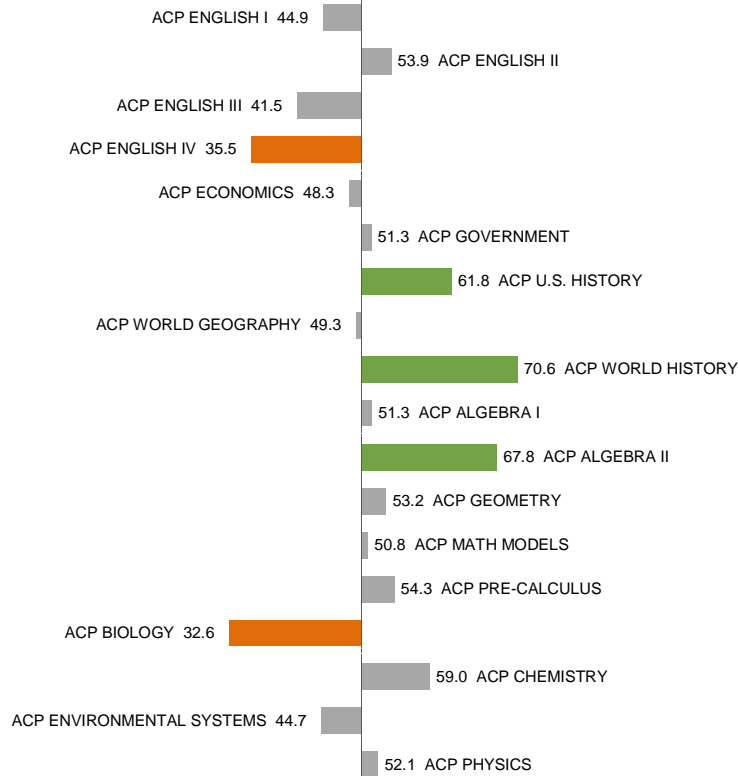
STAAR

Schoolwide



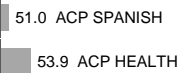
Core ACP

Schoolwide



Other ACP

Schoolwide



NOTES: "Overall SEI" has an average of 50 and standard deviation of 5; the range for an "average" overall SEI is 45 to 55. Component SEIs (e.g. Grade 5 STAAR READING or PSAT WRITING) each have an average of 50 and standard deviation of 10; the range for an "average" component SEI is 40 to 60. Component SEIs are computed only if at least eight tests are included.

2013-14 School Effectiveness Index (SEI) Detail

32--JAMES MADISON HIGH SCHOOL


Overall SEI: 47.0

2014-15 DIVISION 4

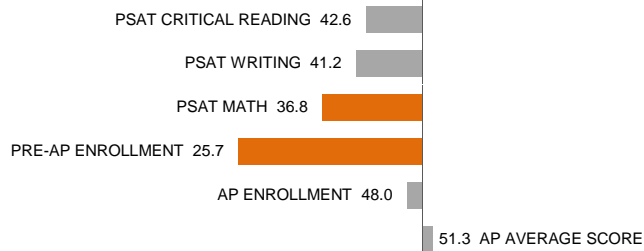
AEIS Rating: Met Standard

Other

Grade 12



Schoolwide



NOTES: "Overall SEI" has an average of 50 and standard deviation of 5; the range for an "average" overall SEI is 45 to 55. Component SEIs (e.g. Grade 5 STAAR READING or PSAT WRITING) each have an average of 50 and standard deviation of 10; the range for an "average" component SEI is 40 to 60. Component SEIs are computed only if at least eight tests are included.

2013-14 School Effectiveness Index (SEI) Detail

380-WILMER-HUTCHINS HIGH SCHOOL

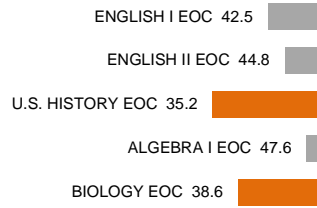
Overall SEI: 49.4

2014-15 DIVISION 5

AEIS Rating: Improvement Required

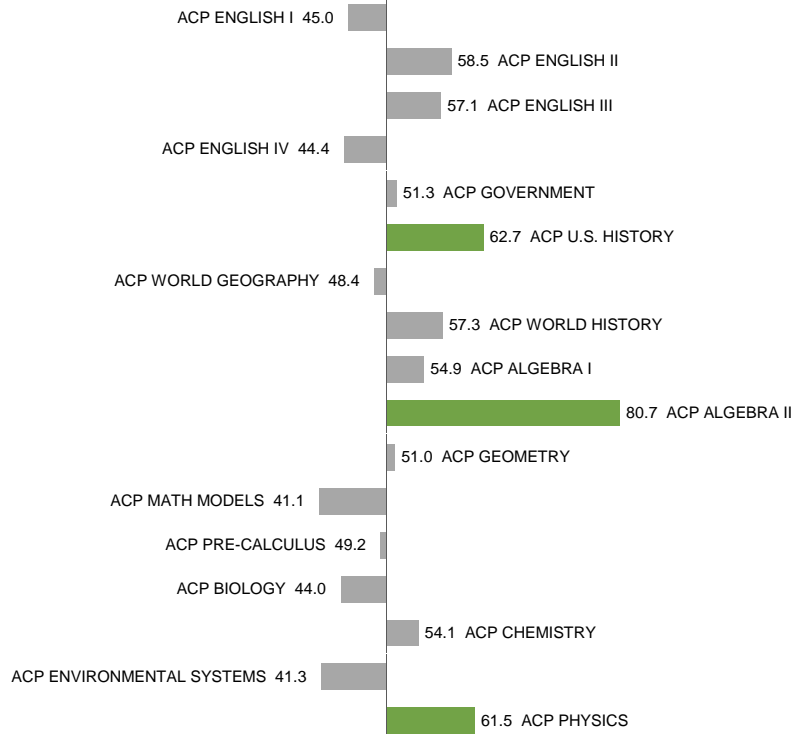
STAAR

Schoolwide



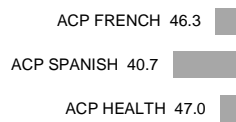
Core ACP

Schoolwide



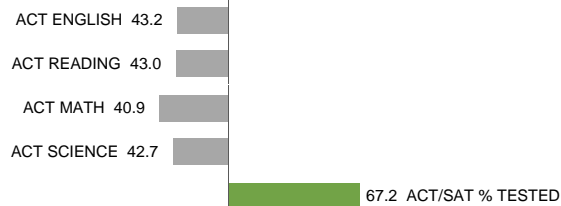
Other ACP

Schoolwide



Other

Grade 12



NOTES: "Overall SEI" has an average of 50 and standard deviation of 5; the range for an "average" overall SEI is 45 to 55. Component SEIs (e.g. Grade 5 STAAR READING or PSAT WRITING) each have an average of 50 and standard deviation of 10; the range for an "average" component SEI is 40 to 60. Component SEIs are computed only if at least eight tests are included.

2013-14 School Effectiveness Index (SEI) Detail

380-WILMER-HUTCHINS HIGH SCHOOL


Overall SEI: 49.4

2014-15 DIVISION 5

AEIS Rating: Improvement Required

Other

Schoolwide



NOTES: "Overall SEI" has an average of 50 and standard deviation of 5; the range for an "average" overall SEI is 45 to 55. Component SEIs (e.g. Grade 5 STAAR READING or PSAT WRITING) each have an average of 50 and standard deviation of 10; the range for an "average" component SEI is 40 to 60. Component SEIs are computed only if at least eight tests are included.