

2015-16 School Effectiveness Index (SEI) Detail

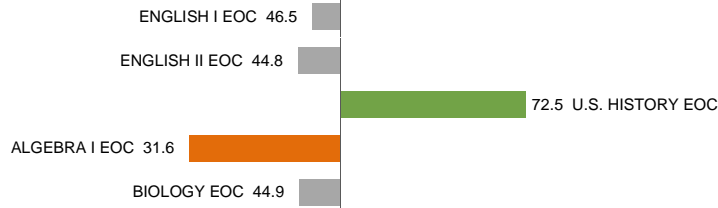
3-A. MACEO SMITH NEW TECH HIGH SCHOOL

Overall SEI: 42.0

State accountability rating: Met Standard

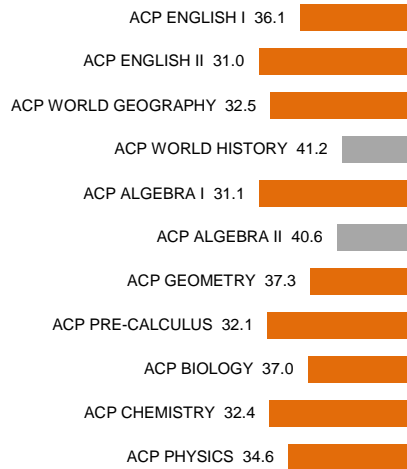
STAAR

Schoolwide




Core ACP

Schoolwide



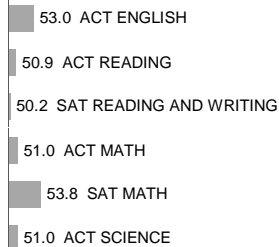
Other ACP

Schoolwide

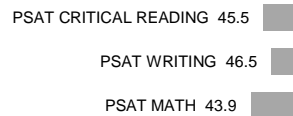


Other

Grade 12



Schoolwide



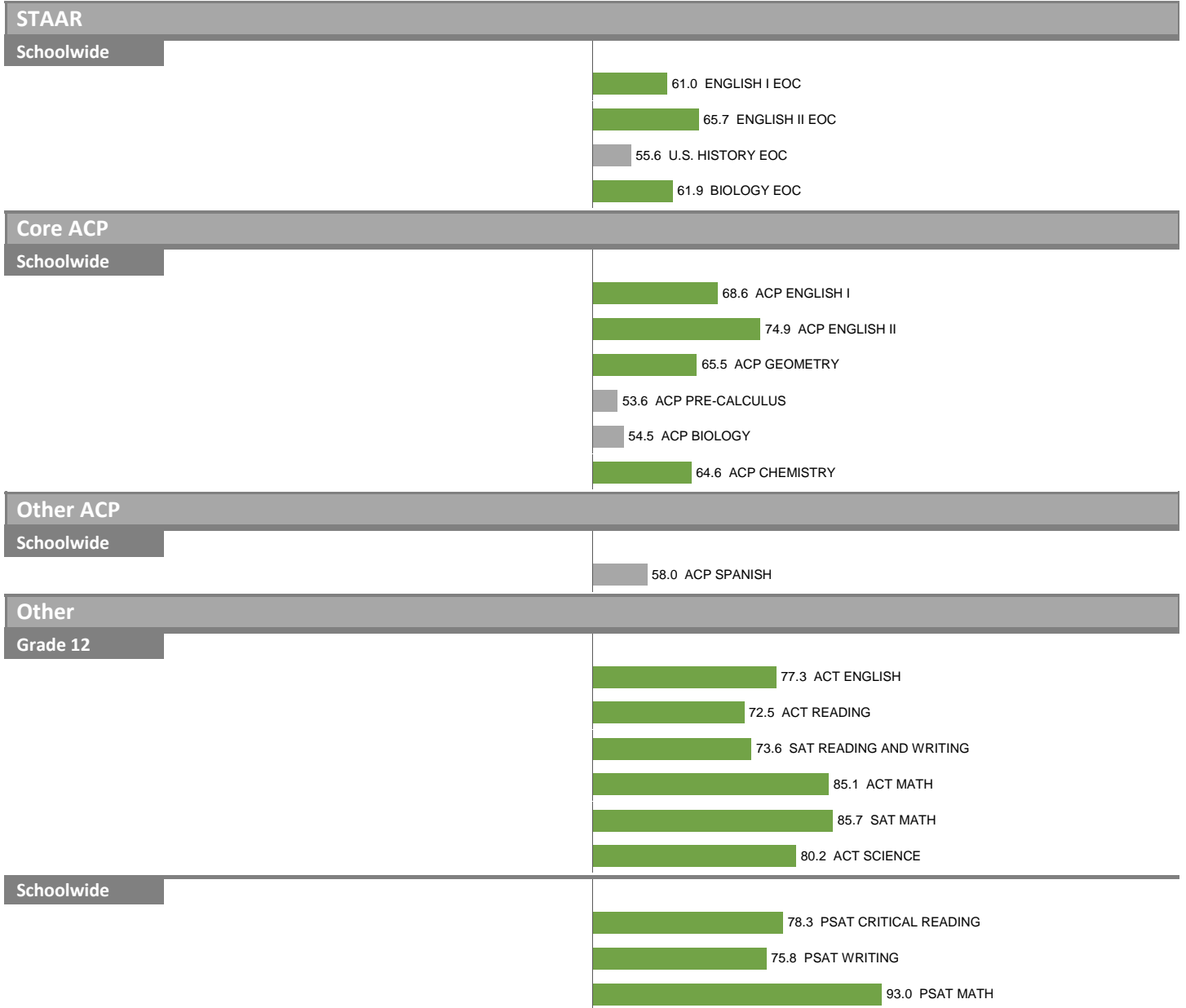
NOTES: "Overall SEI" has an average of 50 and standard deviation of 5; the range for an "average" overall SEI is 45 to 55. Component SEIs (e.g. Grade 5 STAAR READING or PSAT WRITING) each have an average of 50 and standard deviation of 10; the range for an "average" component SEI is 40 to 60. Component SEIs are computed only if at least eight tests are included.

2015-16 School Effectiveness Index (SEI) Detail

26--SCHOOL OF SCIENCE & ENGINEERING AT TOWNVIEW

Overall SEI: 65.7

State accountability rating: Met Standard




NOTES: "Overall SEI" has an average of 50 and standard deviation of 5; the range for an "average" overall SEI is 45 to 55. Component SEIs (e.g. Grade 5 STAAR READING or PSAT WRITING) each have an average of 50 and standard deviation of 10; the range for an "average" component SEI is 40 to 60. Component SEIs are computed only if at least eight tests are included.

2015-16 School Effectiveness Index (SEI) Detail

33—SCHOOL OF BUSINESS & MANAGEMENT AT TOWNVIEW

Overall SEI: 52.2

State accountability rating: Met Standard



NOTES: "Overall SEI" has an average of 50 and standard deviation of 5; the range for an "average" overall SEI is 45 to 55. Component SEIs (e.g. Grade 5 STAAR READING or PSAT WRITING) each have an average of 50 and standard deviation of 10; the range for an "average" component SEI is 40 to 60. Component SEIs are computed only if at least eight tests are included.

2015-16 School Effectiveness Index (SEI) Detail

33-SCHOOL OF BUSINESS & MANAGEMENT AT TOWNVIEW

Overall SEI: 52.2

State accountability rating: Met Standard

Other

Schoolwide

52.4 PSAT CRITICAL READING

54.8 PSAT WRITING

53.8 PSAT MATH

NOTES: "Overall SEI" has an average of 50 and standard deviation of 5; the range for an "average" overall SEI is 45 to 55. Component SEIs (e.g. Grade 5 STAAR READING or PSAT WRITING) each have an average of 50 and standard deviation of 10; the range for an "average" component SEI is 40 to 60. Component SEIs are computed only if at least eight tests are included.

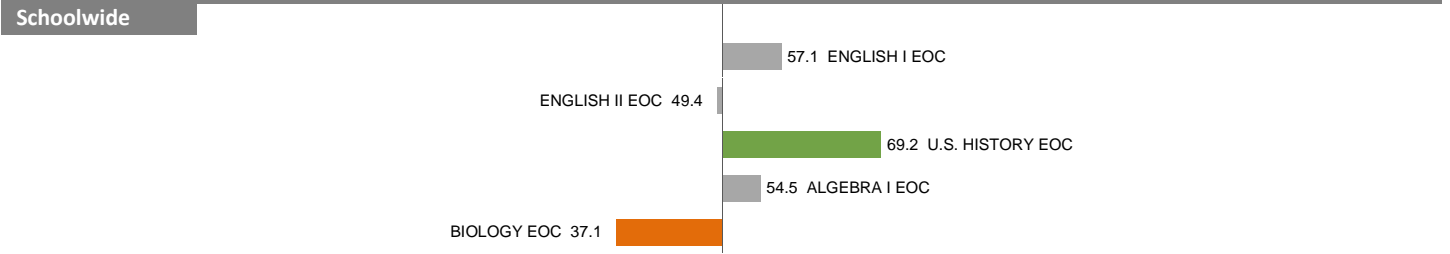
2015-16 School Effectiveness Index (SEI) Detail

34-BOOKER T. WASHINGTON HIGH SCHOOL FOR THE ARTS

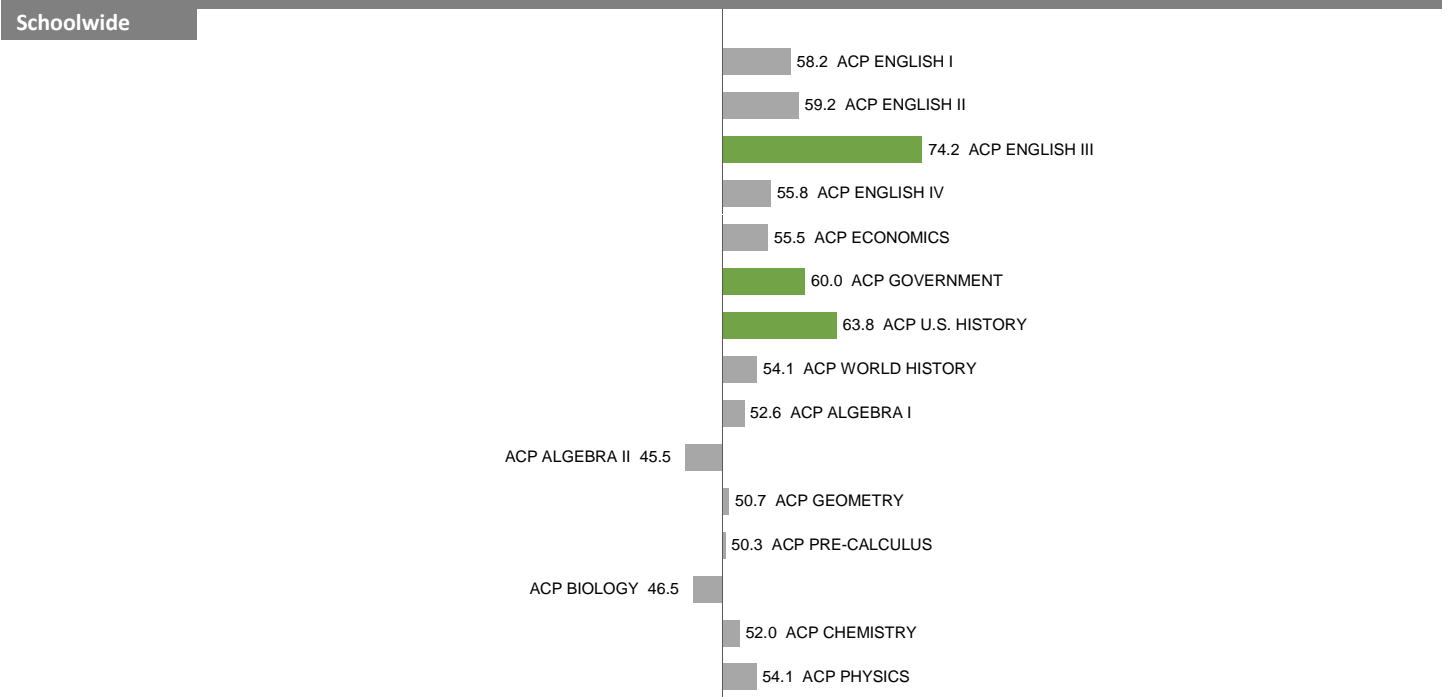
Overall SEI: 54.8

State accountability rating: Met Standard


STAAR



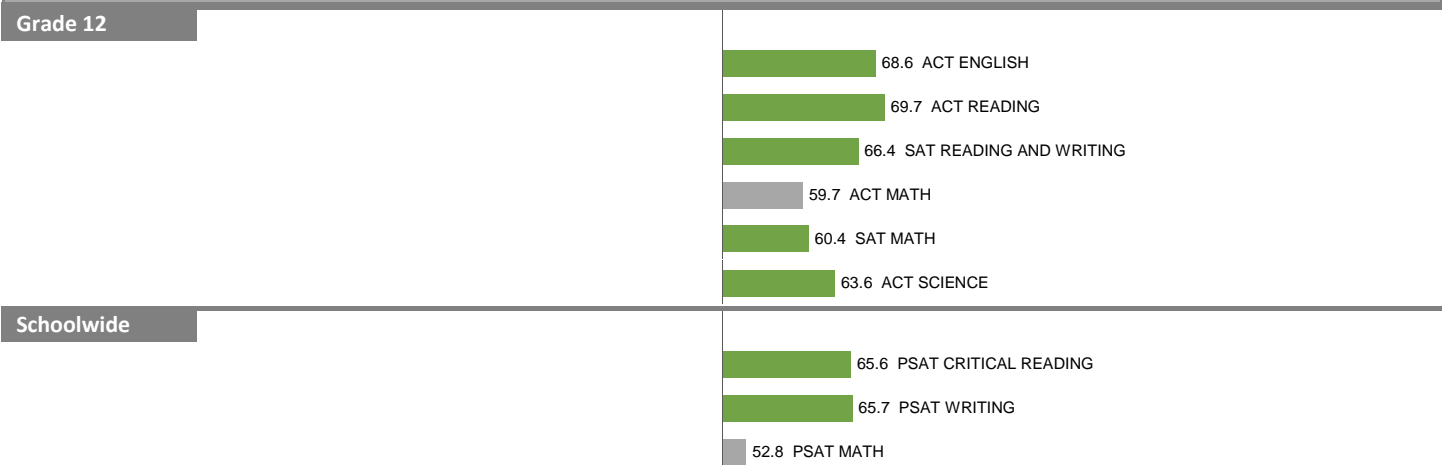
Core ACP



Other ACP



Other



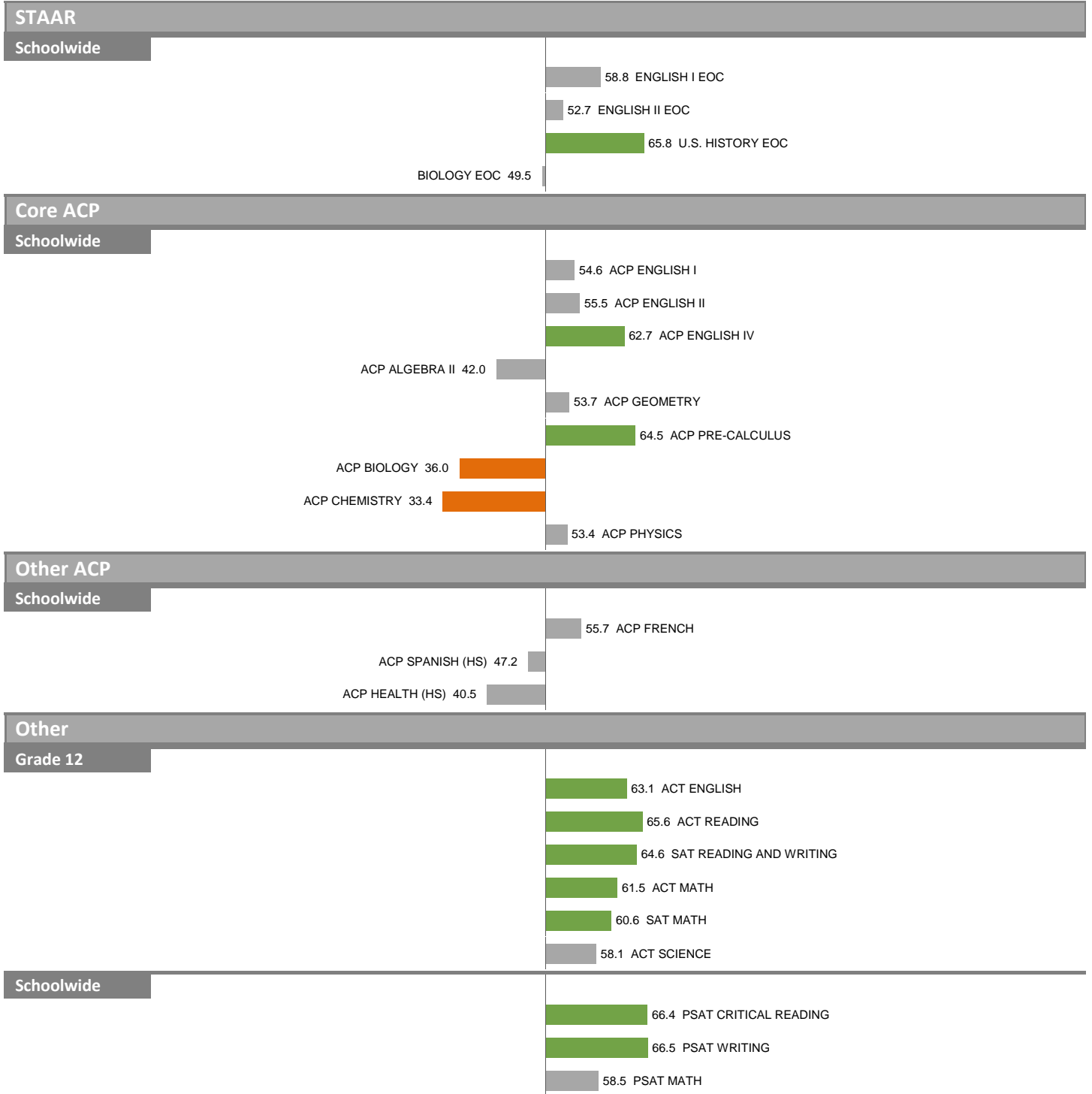
NOTES: "Overall SEI" has an average of 50 and standard deviation of 5; the range for an "average" overall SEI is 45 to 55. Component SEIs (e.g. Grade 5 STAAR READING or PSAT WRITING) each have an average of 50 and standard deviation of 10; the range for an "average" component SEI is 40 to 60. Component SEIs are computed only if at least eight tests are included.

2015-16 School Effectiveness Index (SEI) Detail

35-IRMA L. RANGEL YOUNG WOMENS LEADERSHIP SCHOOL (H)

Overall SEI: 53.9

State accountability rating: Met Standard



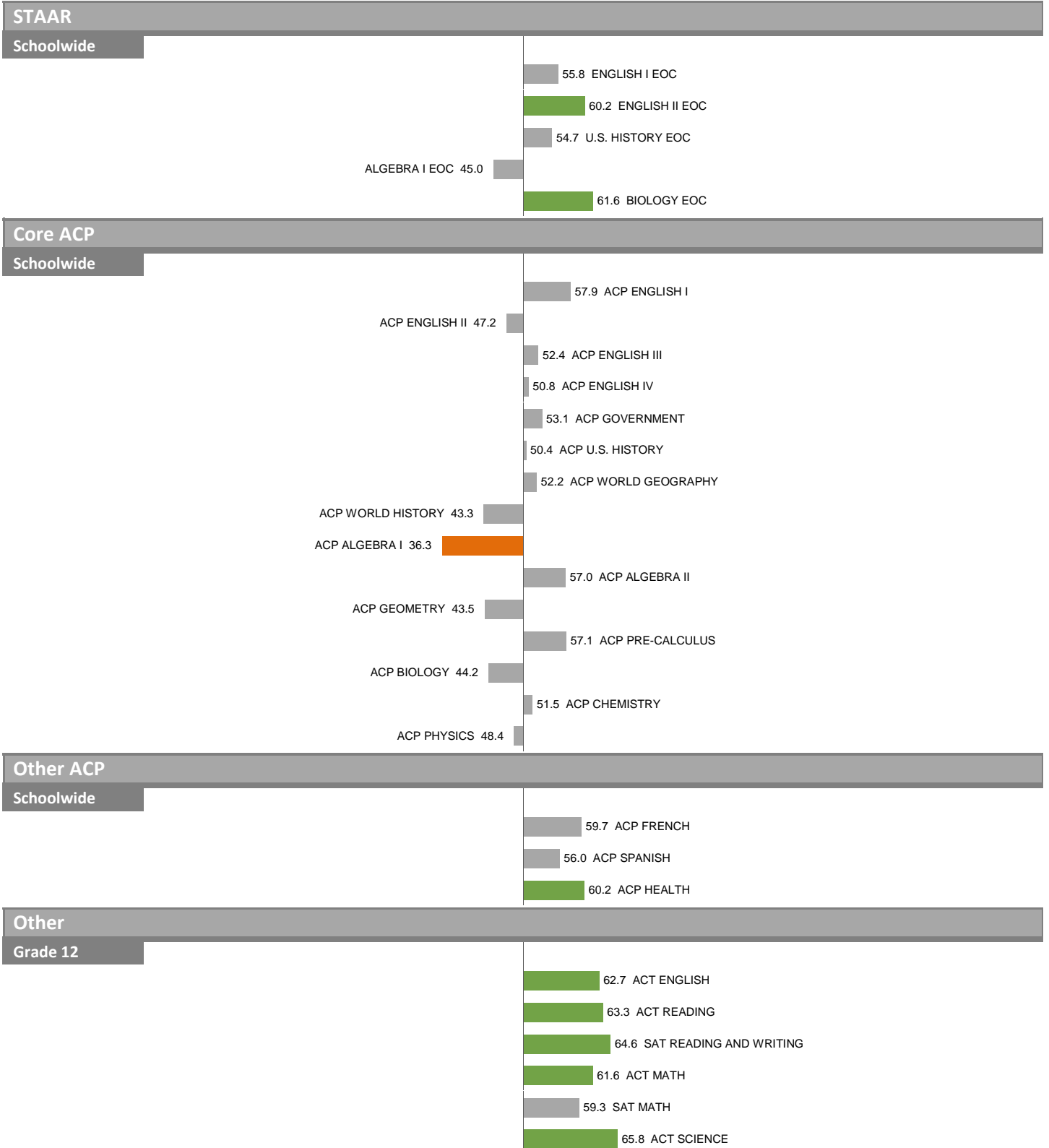
NOTES: "Overall SEI" has an average of 50 and standard deviation of 5; the range for an "average" overall SEI is 45 to 55. Component SEIs (e.g. Grade 5 STAAR READING or PSAT WRITING) each have an average of 50 and standard deviation of 10; the range for an "average" component SEI is 40 to 60. Component SEIs are computed only if at least eight tests are included.

2015-16 School Effectiveness Index (SEI) Detail

36-SCHOOL OF HEALTH PROFESSIONS AT TOWNVIEW

Overall SEI: 53.7

State accountability rating: Met Standard



NOTES: "Overall SEI" has an average of 50 and standard deviation of 5; the range for an "average" overall SEI is 45 to 55. Component SEIs (e.g. Grade 5 STAAR READING or PSAT WRITING) each have an average of 50 and standard deviation of 10; the range for an "average" component SEI is 40 to 60. Component SEIs are computed only if at least eight tests are included.

2015-16 School Effectiveness Index (SEI) Detail

36--SCHOOL OF HEALTH PROFESSIONS AT TOWNVIEW

Overall SEI: 53.7

State accountability rating: Met Standard

Other

Schoolwide

50.3 PSAT CRITICAL READING

53.2 PSAT WRITING

50.2 PSAT MATH

NOTES: "Overall SEI" has an average of 50 and standard deviation of 5; the range for an "average" overall SEI is 45 to 55. Component SEIs (e.g. Grade 5 STAAR READING or PSAT WRITING) each have an average of 50 and standard deviation of 10; the range for an "average" component SEI is 40 to 60. Component SEIs are computed only if at least eight tests are included.

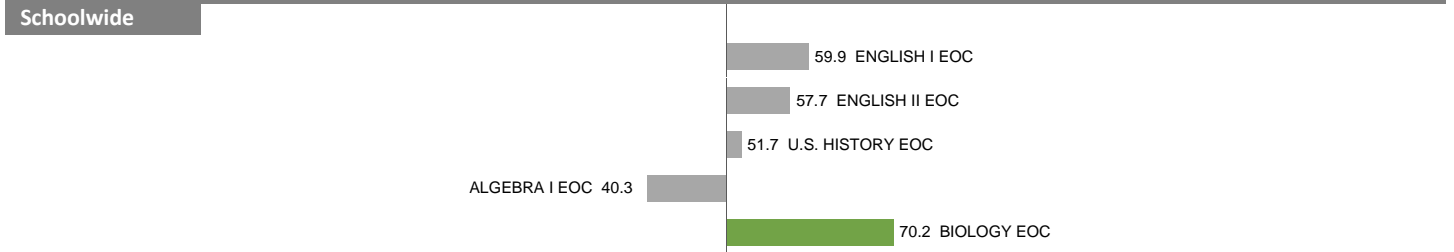
2015-16 School Effectiveness Index (SEI) Detail

37-ROSIE M. COLLINS SORRELLS SCHOOL OF EDUCATION


Overall SEI: 53.5

State accountability rating: Met Standard

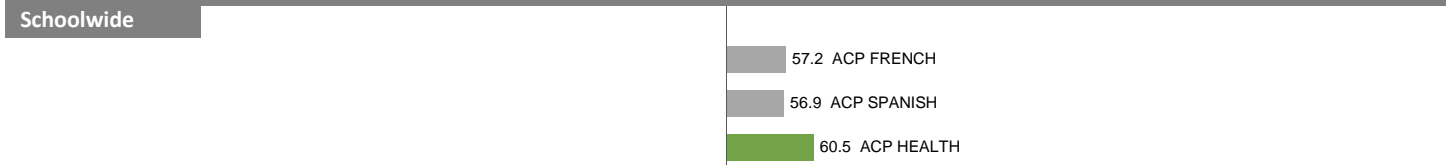
STAAR




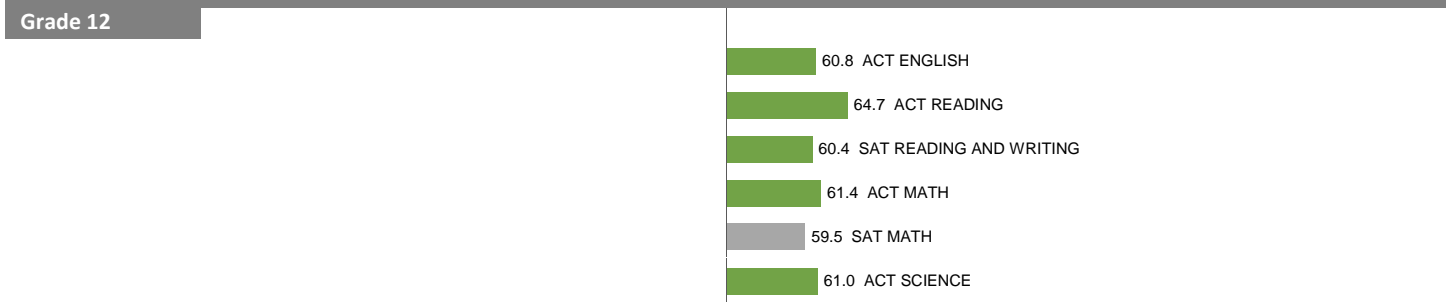
Core ACP



Other ACP



Other



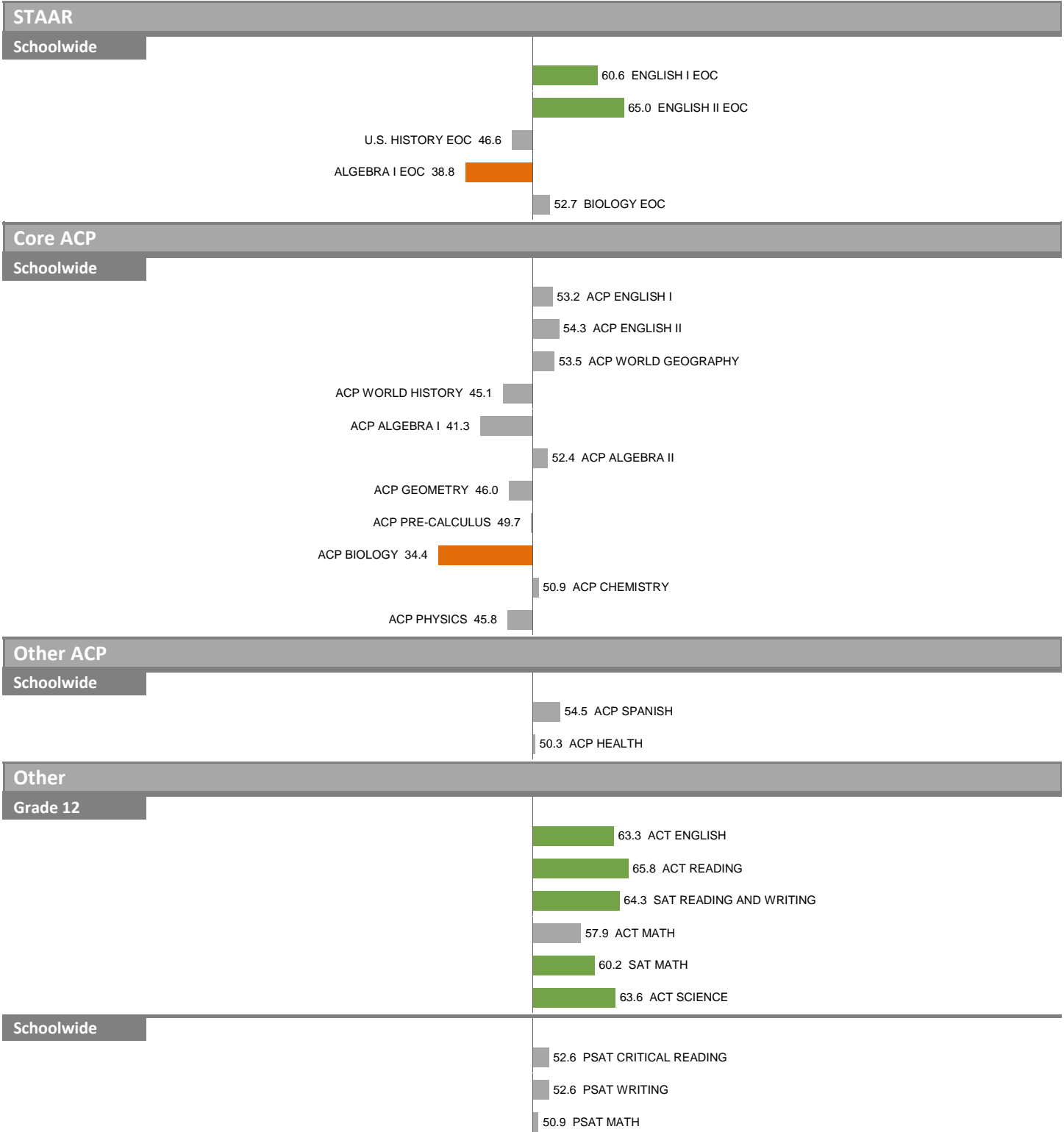
NOTES: "Overall SEI" has an average of 50 and standard deviation of 5; the range for an "average" overall SEI is 45 to 55. Component SEIs (e.g. Grade 5 STAAR READING or PSAT WRITING) each have an average of 50 and standard deviation of 10; the range for an "average" component SEI is 40 to 60. Component SEIs are computed only if at least eight tests are included.

2015-16 School Effectiveness Index (SEI) Detail

38—JUDGE BAREFOOT SANDERS MAGNET CENTER FOR PUBLIC SERVICE

Overall SEI: 52.2

State accountability rating: Met Standard



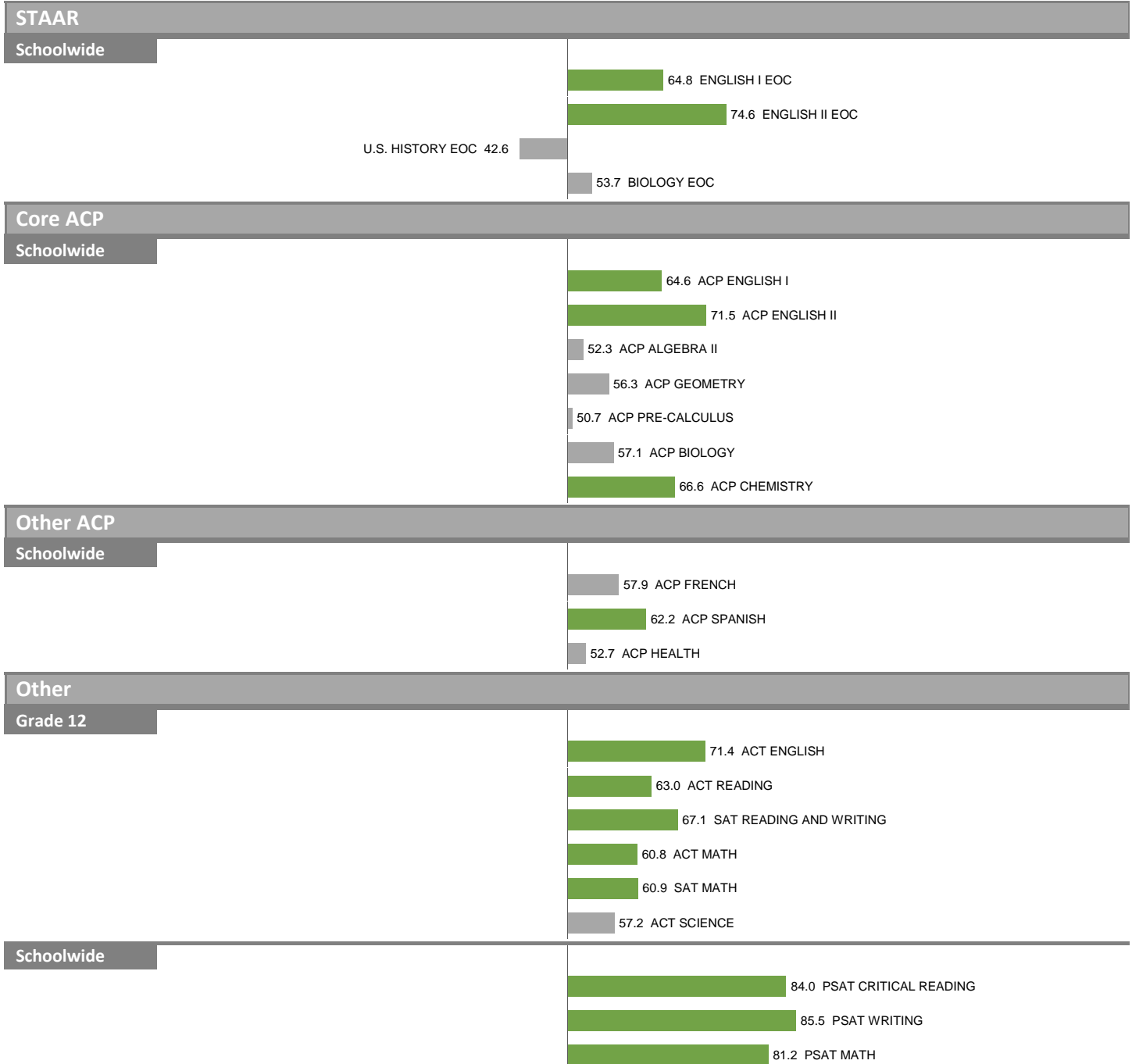
NOTES: "Overall SEI" has an average of 50 and standard deviation of 5; the range for an "average" overall SEI is 45 to 55. Component SEIs (e.g. Grade 5 STAAR READING or PSAT WRITING) each have an average of 50 and standard deviation of 10; the range for an "average" component SEI is 40 to 60. Component SEIs are computed only if at least eight tests are included.

2015-16 School Effectiveness Index (SEI) Detail

39--SCHOOL FOR THE TALENTED & GIFTED AT TOWNVIEW

Overall SEI: 61.4

State accountability rating: Met Standard




NOTES: "Overall SEI" has an average of 50 and standard deviation of 5; the range for an "average" overall SEI is 45 to 55. Component SEIs (e.g. Grade 5 STAAR READING or PSAT WRITING) each have an average of 50 and standard deviation of 10; the range for an "average" component SEI is 40 to 60. Component SEIs are computed only if at least eight tests are included.

2015-16 School Effectiveness Index (SEI) Detail

57–WILLIAM B. TRAVIS ACADEMY FOR TALENTED AND GIFTED

Overall SEI: 53.8

State accountability rating: Met Standard




NOTES: "Overall SEI" has an average of 50 and standard deviation of 5; the range for an "average" overall SEI is 45 to 55. Component SEIs (e.g. Grade 5 STAAR READING or PSAT WRITING) each have an average of 50 and standard deviation of 10; the range for an "average" component SEI is 40 to 60. Component SEIs are computed only if at least eight tests are included.

2015-16 School Effectiveness Index (SEI) Detail

66--HARRY STONE MONTESSORI ACADEMY

Overall SEI: 52.7

State accountability rating: Met Standard



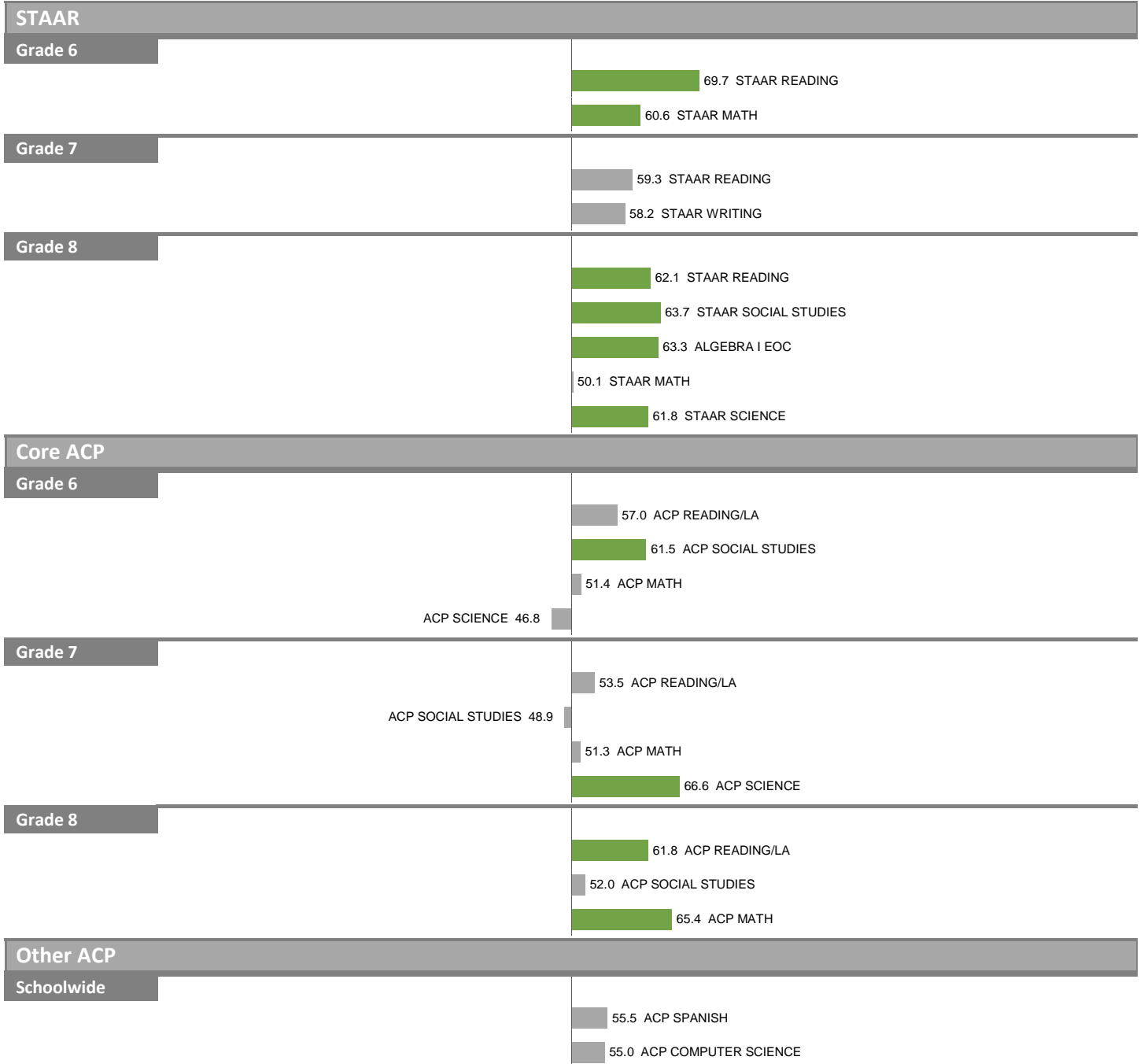
NOTES: "Overall SEI" has an average of 50 and standard deviation of 5; the range for an "average" overall SEI is 45 to 55. Component SEIs (e.g. Grade 5 STAAR READING or PSAT WRITING) each have an average of 50 and standard deviation of 10; the range for an "average" component SEI is 40 to 60. Component SEIs are computed only if at least eight tests are included.

2015-16 School Effectiveness Index (SEI) Detail

71-DALLAS ENVIRONMENTAL SCIENCE ACADEMY

Overall SEI: 58.0

State accountability rating: Met Standard



NOTES: "Overall SEI" has an average of 50 and standard deviation of 5; the range for an "average" overall SEI is 45 to 55. Component SEIs (e.g. Grade 5 STAAR READING or PSAT WRITING) each have an average of 50 and standard deviation of 10; the range for an "average" component SEI is 40 to 60. Component SEIs are computed only if at least eight tests are included.

2015-16 School Effectiveness Index (SEI) Detail

73--H.W. LONGFELLOW CAREER EXPLORATION ACADEMY

Overall SEI: 52.8

State accountability rating: Met Standard



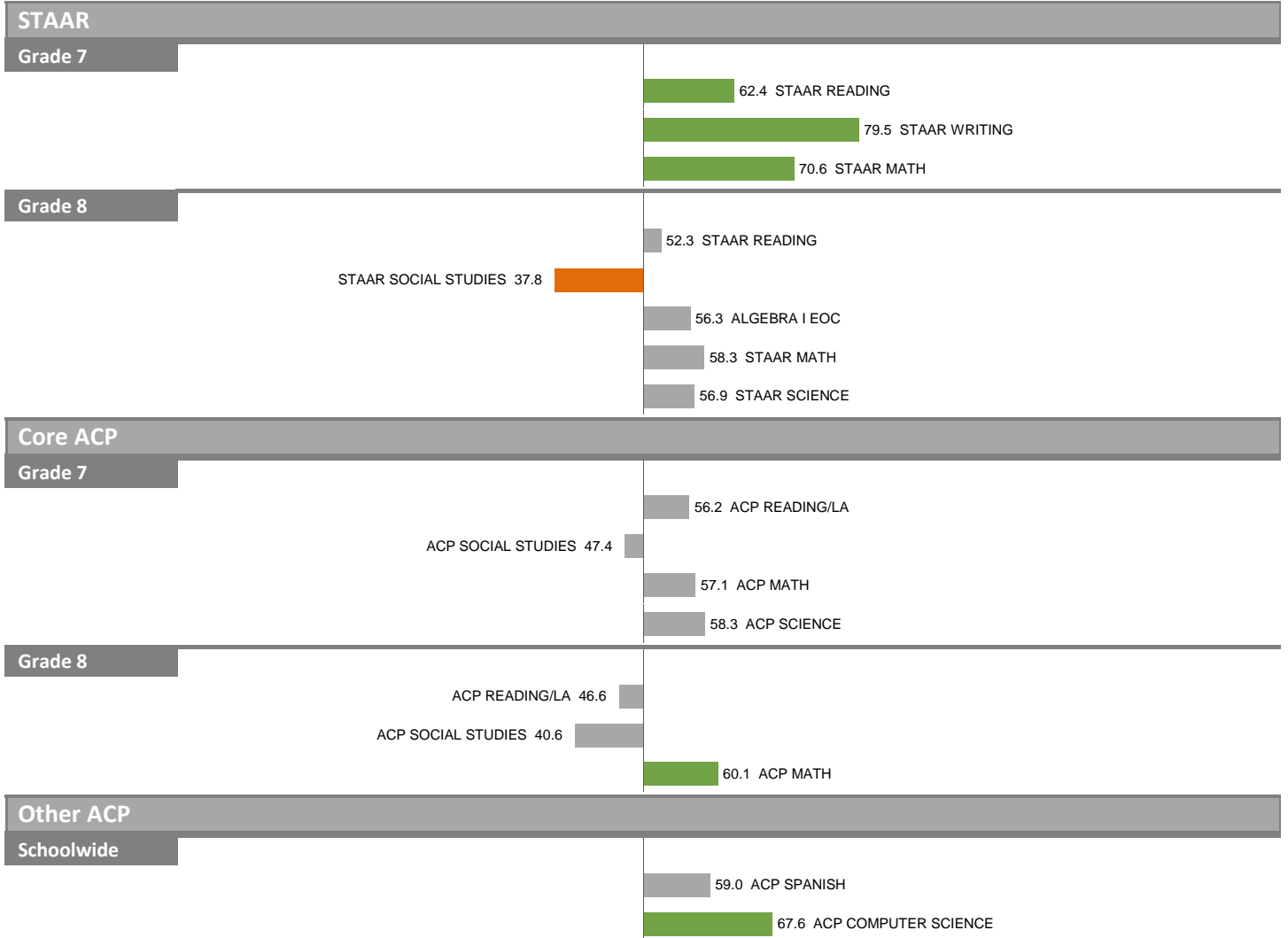
NOTES: "Overall SEI" has an average of 50 and standard deviation of 5; the range for an "average" overall SEI is 45 to 55. Component SEIs (e.g. Grade 5 STAAR READING or PSAT WRITING) each have an average of 50 and standard deviation of 10; the range for an "average" component SEI is 40 to 60. Component SEIs are computed only if at least eight tests are included.

2015-16 School Effectiveness Index (SEI) Detail

75—GEORGE B. DEALEY MONTESSORI ACADEMY

Overall SEI: 55.7

State accountability rating: Met Standard



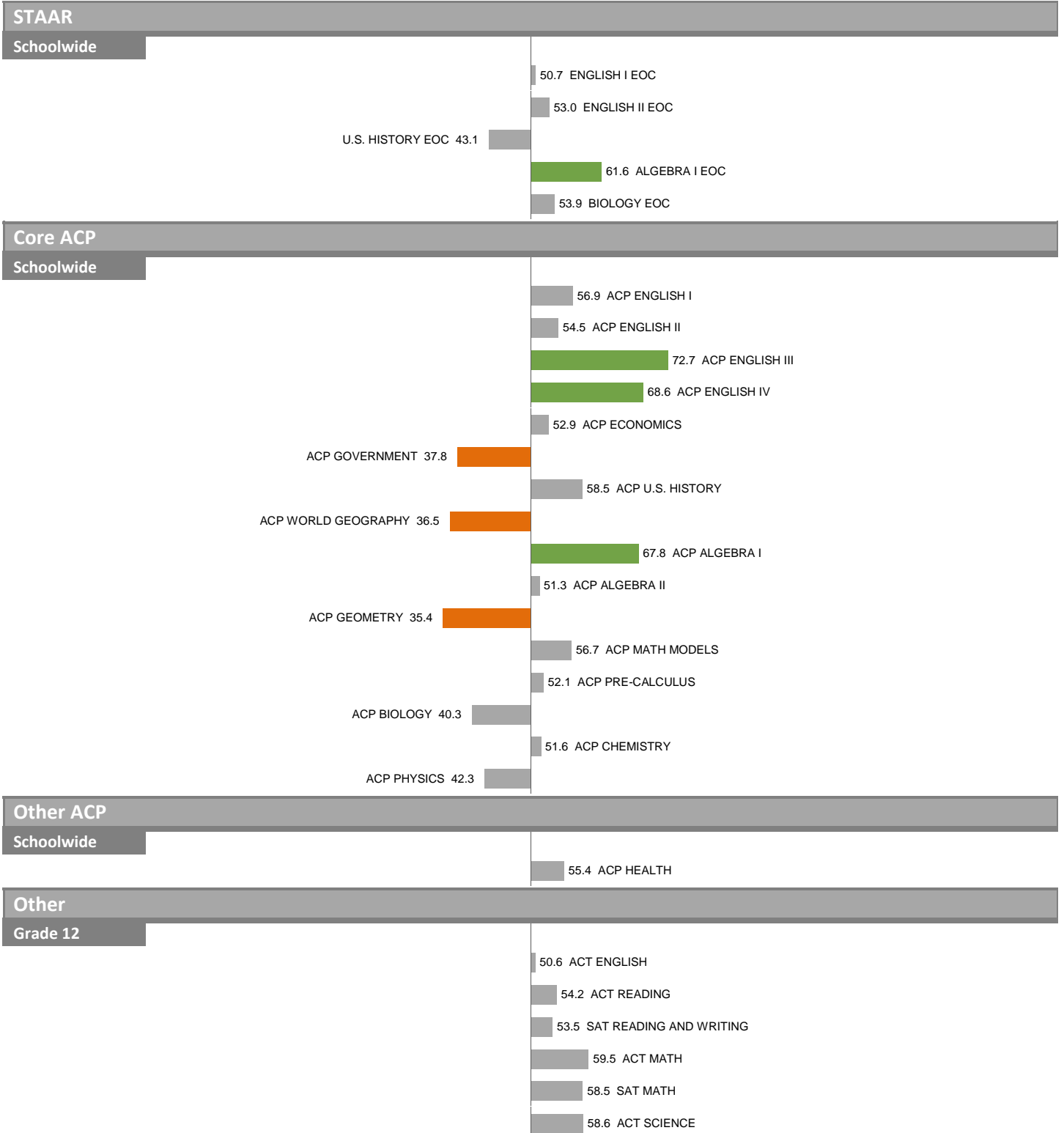
NOTES: "Overall SEI" has an average of 50 and standard deviation of 5; the range for an "average" overall SEI is 45 to 55. Component SEIs (e.g. Grade 5 STAAR READING or PSAT WRITING) each have an average of 50 and standard deviation of 10; the range for an "average" component SEI is 40 to 60. Component SEIs are computed only if at least eight tests are included.

2015-16 School Effectiveness Index (SEI) Detail

85-KATHLYN J. GILLIAM COLLEGIATE ACADEMY

Overall SEI: 51.3

State accountability rating: Met Standard




NOTES: "Overall SEI" has an average of 50 and standard deviation of 5; the range for an "average" overall SEI is 45 to 55. Component SEIs (e.g. Grade 5 STAAR READING or PSAT WRITING) each have an average of 50 and standard deviation of 10; the range for an "average" component SEI is 40 to 60. Component SEIs are computed only if at least eight tests are included.

2015-16 School Effectiveness Index (SEI) Detail

85--KATHLYN J. GILLIAM COLLEGIATE ACADEMY

Overall SEI: 51.3

State accountability rating: Met Standard



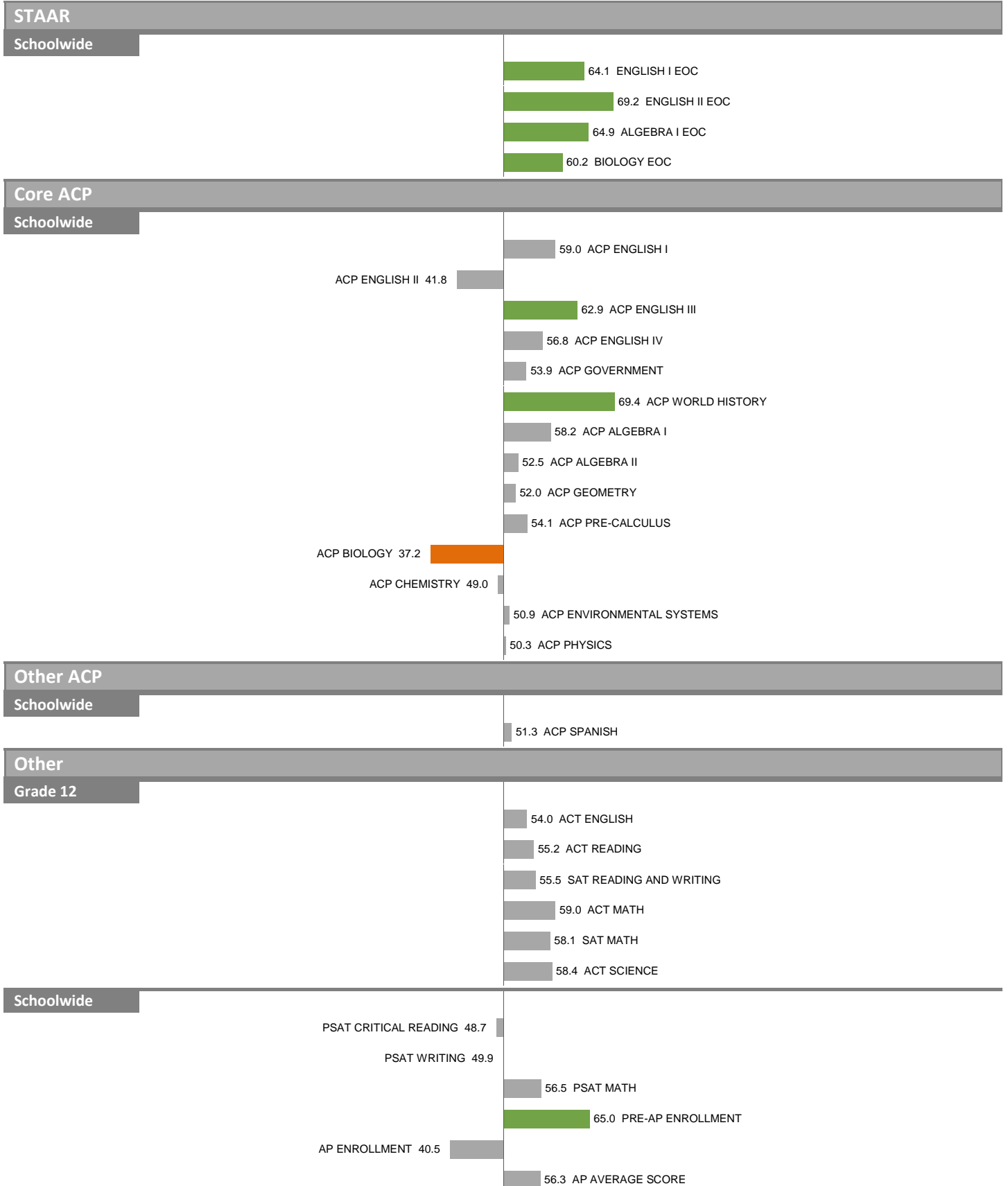
NOTES: "Overall SEI" has an average of 50 and standard deviation of 5; the range for an "average" overall SEI is 45 to 55. Component SEIs (e.g. Grade 5 STAAR READING or PSAT WRITING) each have an average of 50 and standard deviation of 10; the range for an "average" component SEI is 40 to 60. Component SEIs are computed only if at least eight tests are included.

2015-16 School Effectiveness Index (SEI) Detail

88–TRINIDAD GARZA EARLY COLLEGE HIGH SCHOOL

Overall SEI: 57.8

State accountability rating: Met Standard



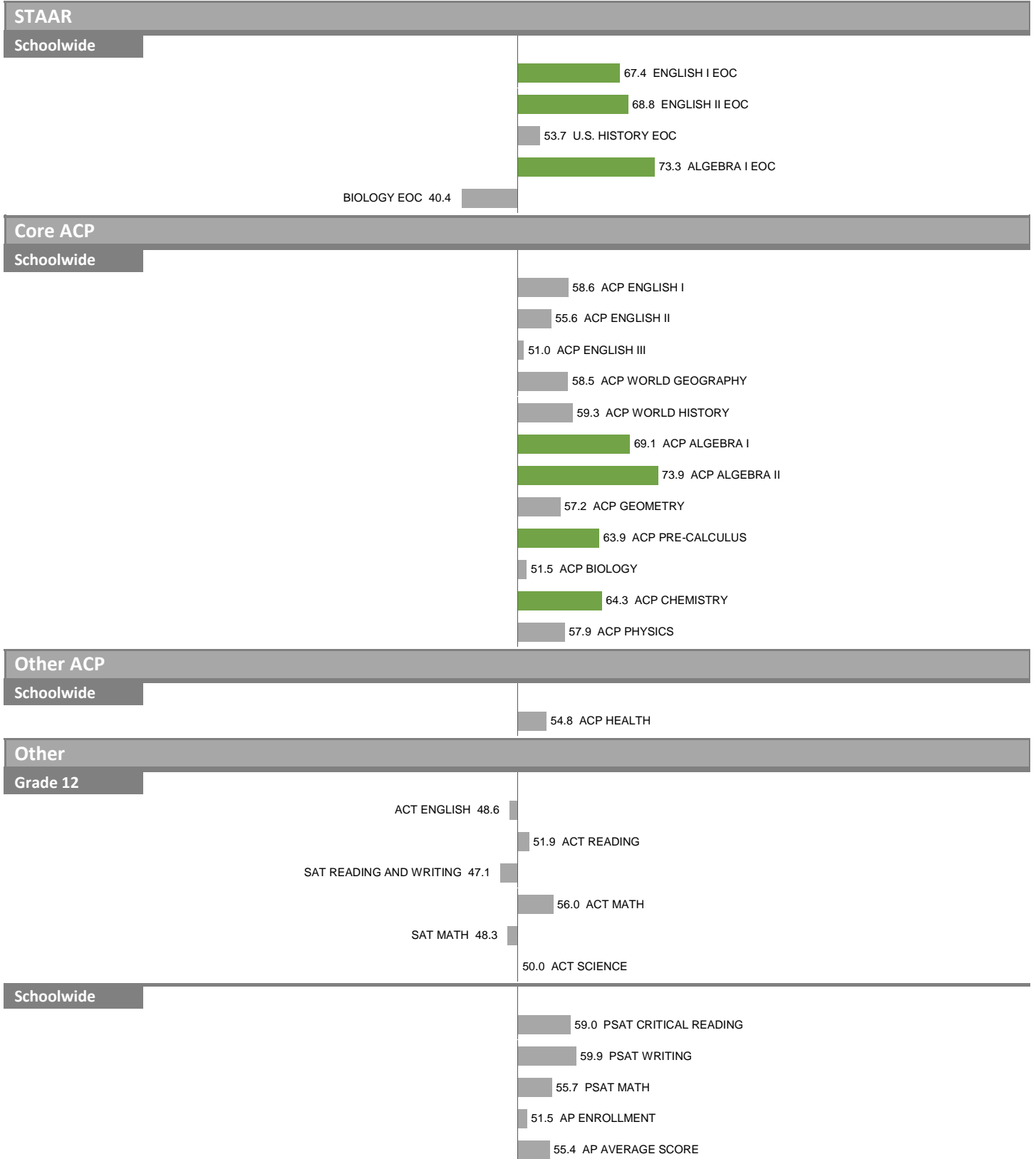
NOTES: "Overall SEI" has an average of 50 and standard deviation of 5; the range for an "average" overall SEI is 45 to 55. Component SEIs (e.g. Grade 5 STAAR READING or PSAT WRITING) each have an average of 50 and standard deviation of 10; the range for an "average" component SEI is 40 to 60. Component SEIs are computed only if at least eight tests are included.

2015-16 School Effectiveness Index (SEI) Detail

90–W.L. LASSITER, JR. EARLY COLLEGE HIGH SCHOOL

Overall SEI: 58.7

State accountability rating: Met Standard



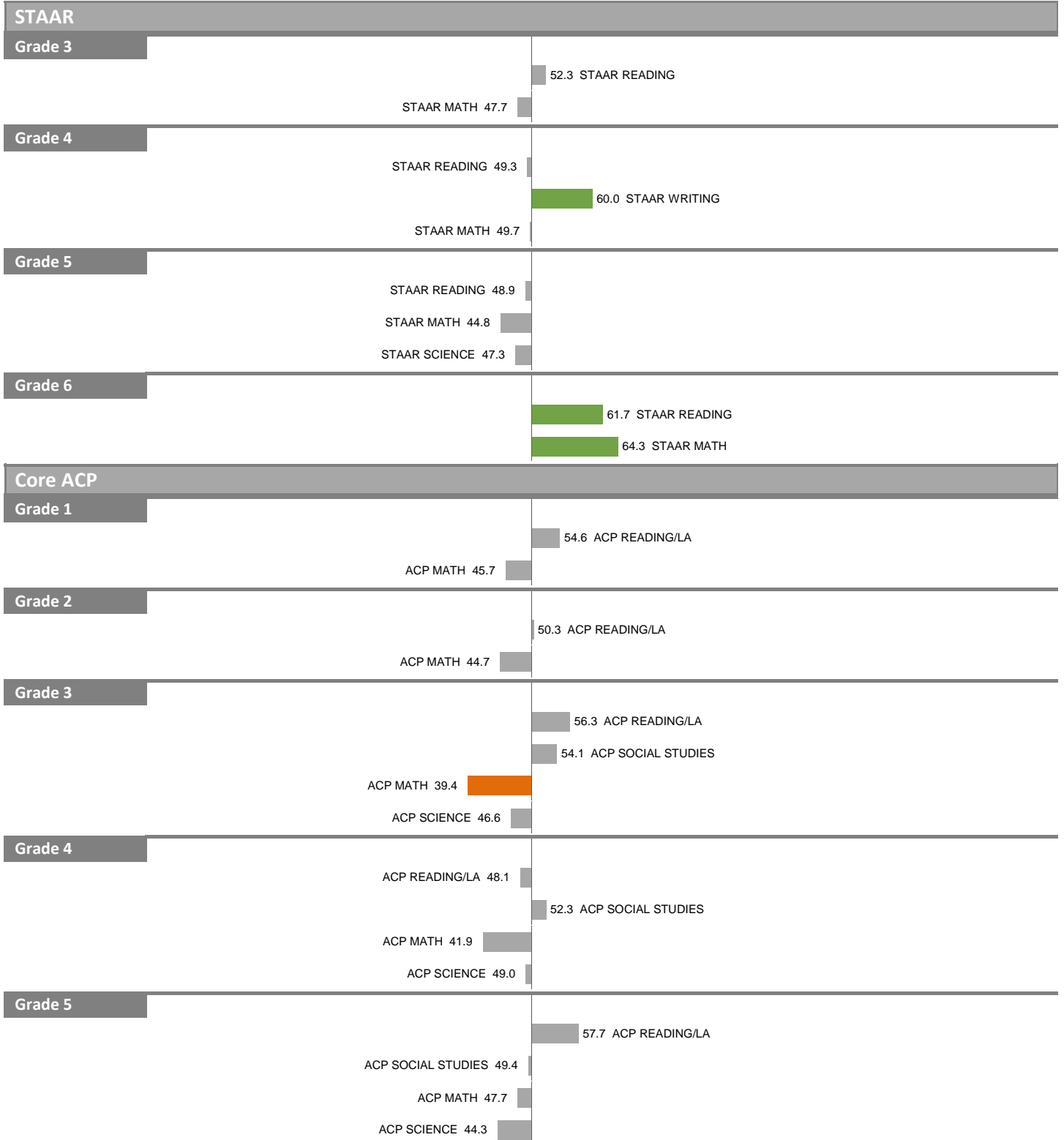
NOTES: "Overall SEI" has an average of 50 and standard deviation of 5; the range for an "average" overall SEI is 45 to 55. Component SEIs (e.g. Grade 5 STAAR READING or PSAT WRITING) each have an average of 50 and standard deviation of 10; the range for an "average" component SEI is 40 to 60. Component SEIs are computed only if at least eight tests are included.

2015-16 School Effectiveness Index (SEI) Detail

134—GEORGE B. DEALEY MONTESSORI VANGUARD

Overall SEI: 52.1

State accountability rating: Met Standard



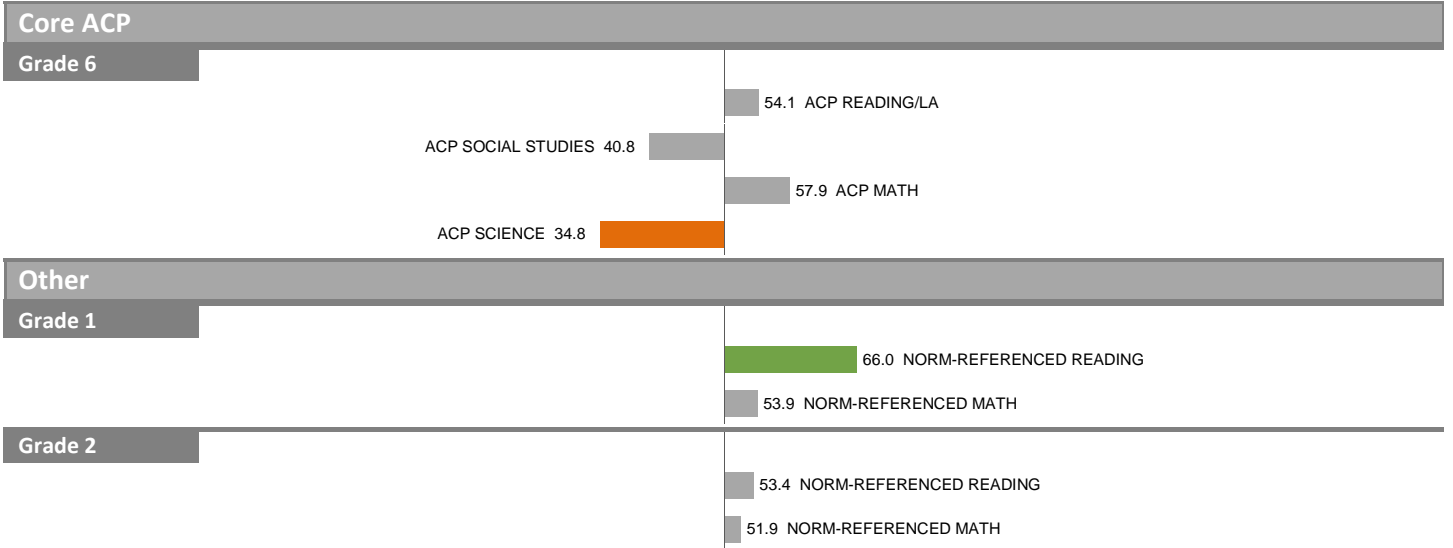
NOTES: "Overall SEI" has an average of 50 and standard deviation of 5; the range for an "average" overall SEI is 45 to 55. Component SEIs (e.g. Grade 5 STAAR READING or PSAT WRITING) each have an average of 50 and standard deviation of 10; the range for an "average" component SEI is 40 to 60. Component SEIs are computed only if at least eight tests are included.

2015-16 School Effectiveness Index (SEI) Detail

134—GEORGE B. DEALEY MONTESSORI VANGUARD

Overall SEI: 52.1

State accountability rating: Met Standard



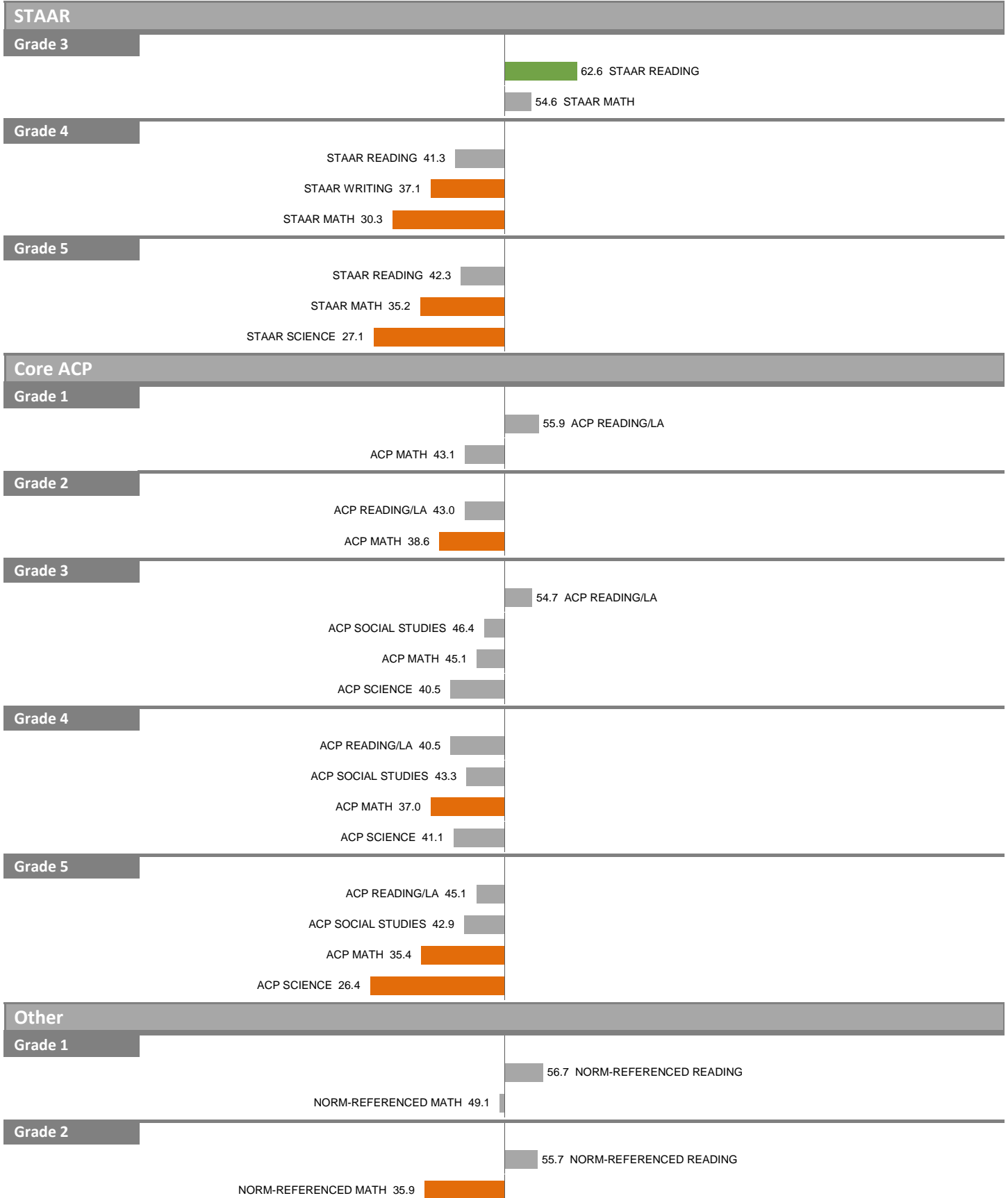
NOTES: "Overall SEI" has an average of 50 and standard deviation of 5; the range for an "average" overall SEI is 45 to 55. Component SEIs (e.g. Grade 5 STAAR READING or PSAT WRITING) each have an average of 50 and standard deviation of 10; the range for an "average" component SEI is 40 to 60. Component SEIs are computed only if at least eight tests are included.

2015-16 School Effectiveness Index (SEI) Detail

212-HARRY STONE MONTESSORI VANGUARD

Overall SEI: 44.1

State accountability rating: Met Standard




NOTES: "Overall SEI" has an average of 50 and standard deviation of 5; the range for an "average" overall SEI is 45 to 55. Component SEIs (e.g. Grade 5 STAAR READING or PSAT WRITING) each have an average of 50 and standard deviation of 10; the range for an "average" component SEI is 40 to 60. Component SEIs are computed only if at least eight tests are included.

2015-16 School Effectiveness Index (SEI) Detail

217–WILLIAM B. TRAVIS VANGUARD FOR TALENTED AND GIFTED

Overall SEI: 49.4

State accountability rating: Met Standard



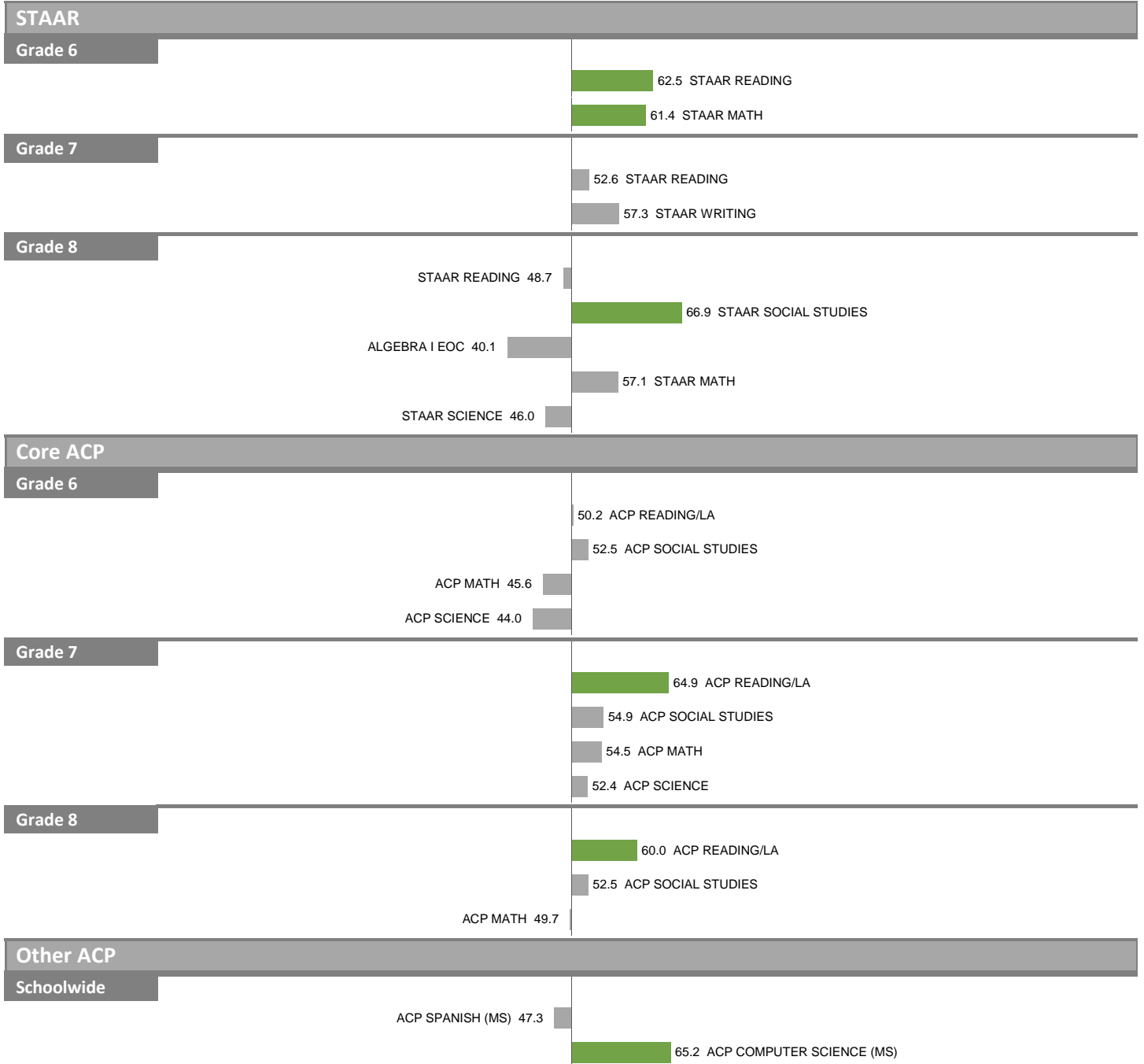
NOTES: "Overall SEI" has an average of 50 and standard deviation of 5; the range for an "average" overall SEI is 45 to 55. Component SEIs (e.g. Grade 5 STAAR READING or PSAT WRITING) each have an average of 50 and standard deviation of 10; the range for an "average" component SEI is 40 to 60. Component SEIs are computed only if at least eight tests are included.

2015-16 School Effectiveness Index (SEI) Detail

356-IRMA L. RANGEL YOUNG WOMENS LEADERSHIP SCHOOL (M)

Overall SEI: 54.4

State accountability rating: Met Standard



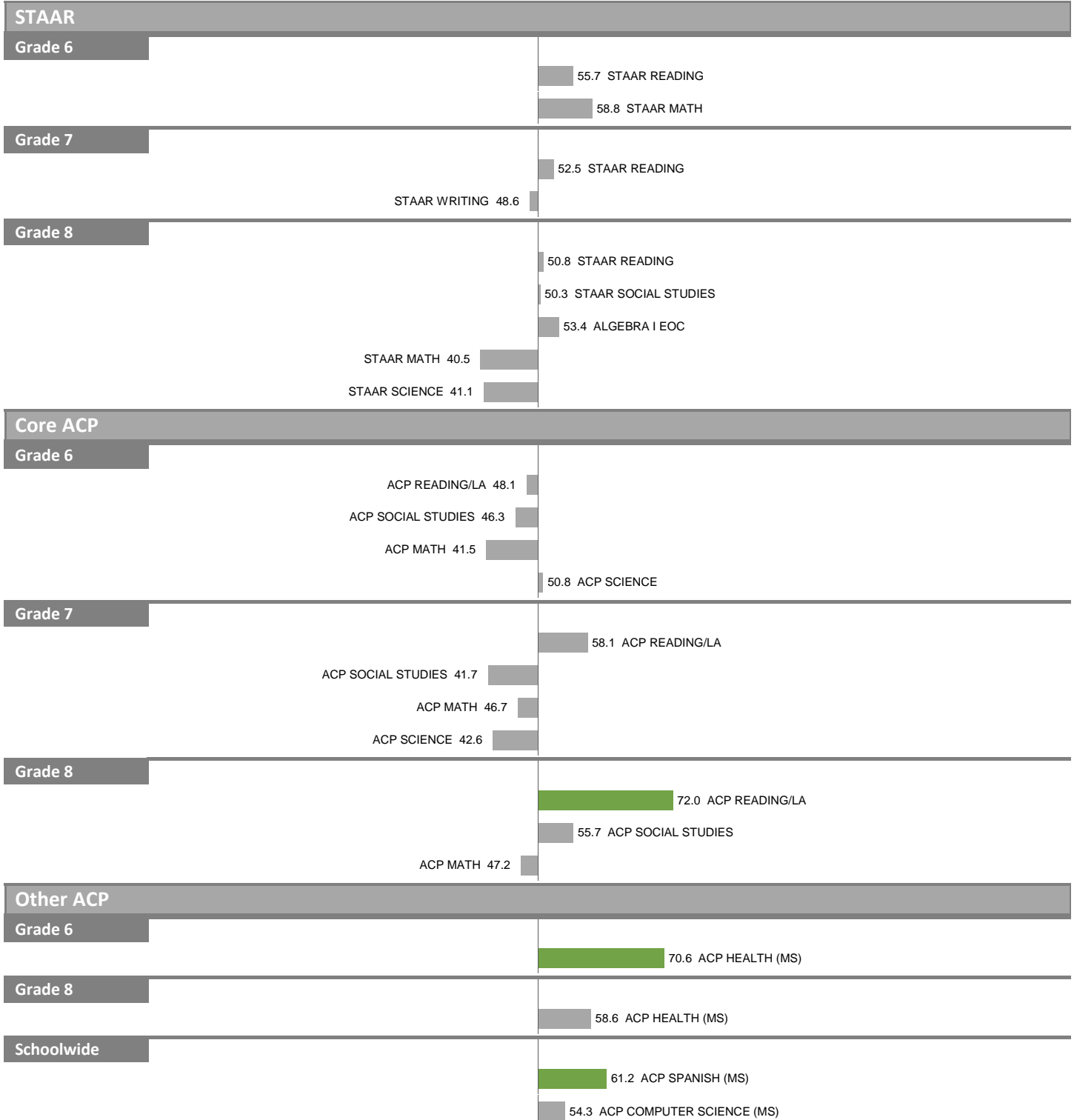
NOTES: "Overall SEI" has an average of 50 and standard deviation of 5; the range for an "average" overall SEI is 45 to 55. Component SEIs (e.g. Grade 5 STAAR READING or PSAT WRITING) each have an average of 50 and standard deviation of 10; the range for an "average" component SEI is 40 to 60. Component SEIs are computed only if at least eight tests are included.

2015-16 School Effectiveness Index (SEI) Detail

357-BARACK OBAMA MALE LEADERSHIP ACADEMY (MIDDLE)

Overall SEI: 51.2

State accountability rating: Met Standard



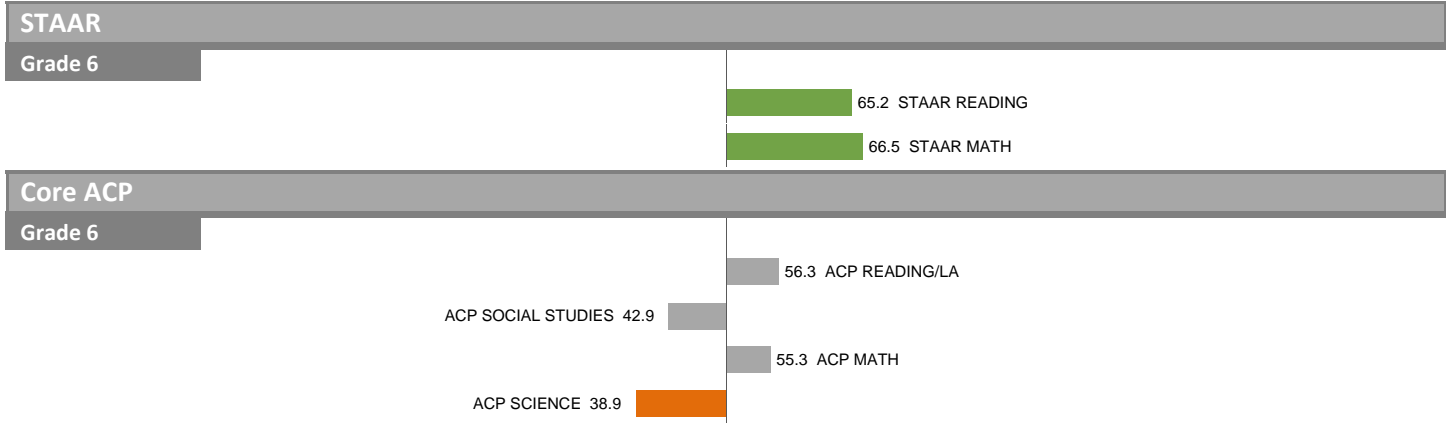
NOTES: "Overall SEI" has an average of 50 and standard deviation of 5; the range for an "average" overall SEI is 45 to 55. Component SEIs (e.g. Grade 5 STAAR READING or PSAT WRITING) each have an average of 50 and standard deviation of 10; the range for an "average" component SEI is 40 to 60. Component SEIs are computed only if at least eight tests are included.

2015-16 School Effectiveness Index (SEI) Detail

360-STEAM MIDDLE SCHOOL AT D.A. HULCY

Overall SEI: 59.1

State accountability rating: Met Standard



NOTES: "Overall SEI" has an average of 50 and standard deviation of 5; the range for an "average" overall SEI is 45 to 55. Component SEIs (e.g. Grade 5 STAAR READING or PSAT WRITING) each have an average of 50 and standard deviation of 10; the range for an "average" component SEI is 40 to 60. Component SEIs are computed only if at least eight tests are included.

2015-16 School Effectiveness Index (SEI) Detail

381-BARACK OBAMA MALE LEADERSHIP ACADEMY (HIGH)

Overall SEI: 49.9

State accountability rating: Met Standard



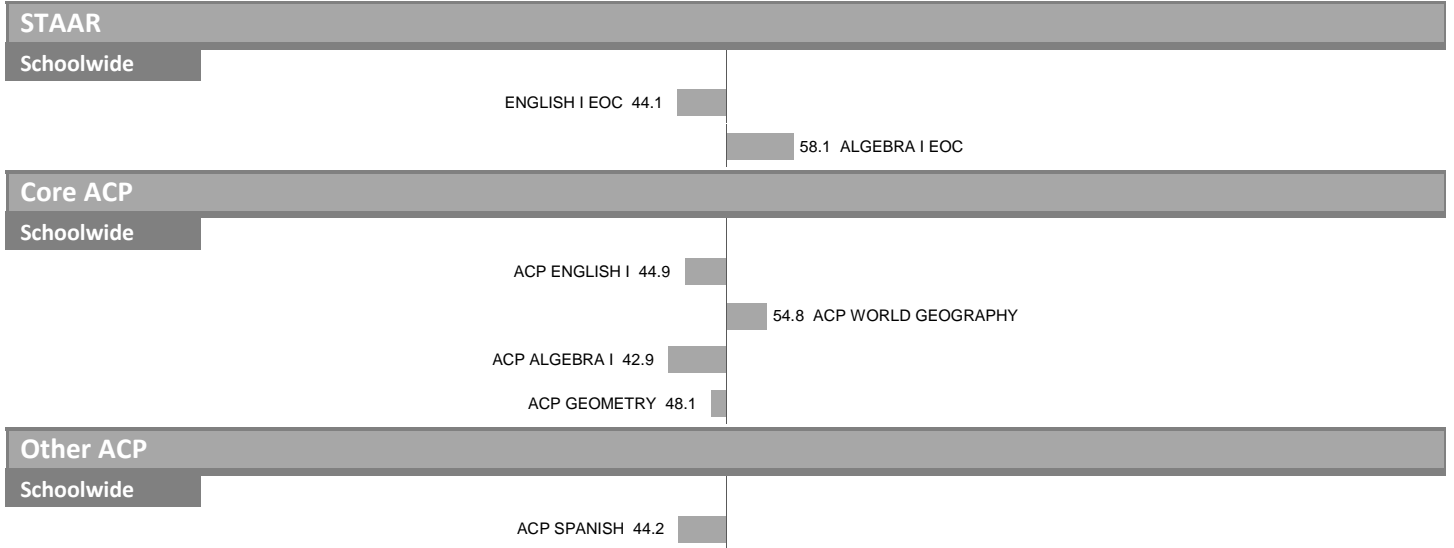
NOTES: "Overall SEI" has an average of 50 and standard deviation of 5; the range for an "average" overall SEI is 45 to 55. Component SEIs (e.g. Grade 5 STAAR READING or PSAT WRITING) each have an average of 50 and standard deviation of 10; the range for an "average" component SEI is 40 to 60. Component SEIs are computed only if at least eight tests are included.

2015-16 School Effectiveness Index (SEI) Detail

382-INNOVATION, DESIGN, ENTREPRENEURSHIP ACADEMY AT J.W. FANNIN

Overall SEI: 48.3

State accountability rating: Met Standard



NOTES: "Overall SEI" has an average of 50 and standard deviation of 5; the range for an "average" overall SEI is 45 to 55. Component SEIs (e.g. Grade 5 STAAR READING or PSAT WRITING) each have an average of 50 and standard deviation of 10; the range for an "average" component SEI is 40 to 60. Component SEIs are computed only if at least eight tests are included.