

# 2016-17 School Effectiveness Index (SEI) Detail

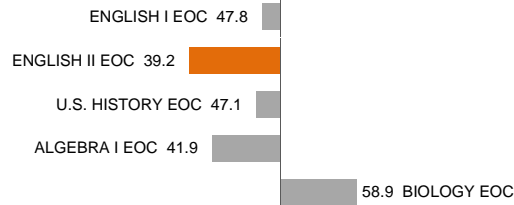
1--BRYAN ADAMS HIGH SCHOOL

Overall SEI: 46.4

State accountability rating: Met Standard

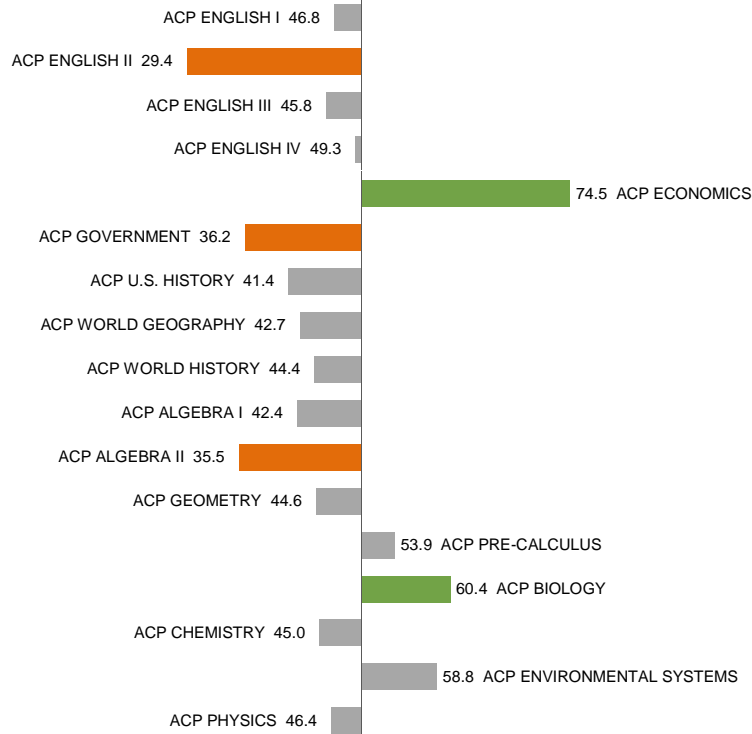
## STAAR

Schoolwide



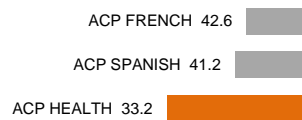
## Core ACP

Schoolwide




## Other ACP

Schoolwide



## Other

Grade 12




NOTES: "Overall SEI" has an average of 50 and standard deviation of 5; the range for an "average" overall SEI is 45 to 55. Component SEIs (e.g. Grade 5 STAAR READING or PSAT WRITING) each have an average of 50 and standard deviation of 10; the range for an "average" component SEI is 40 to 60. Component SEIs are computed only if at least eight tests are included.

# 2016-17 School Effectiveness Index (SEI) Detail

1-BRYAN ADAMS HIGH SCHOOL

Overall SEI: 46.4

State accountability rating: Met Standard



NOTES: "Overall SEI" has an average of 50 and standard deviation of 5; the range for an "average" overall SEI is 45 to 55. Component SEIs (e.g. Grade 5 STAAR READING or PSAT WRITING) each have an average of 50 and standard deviation of 10; the range for an "average" component SEI is 40 to 60. Component SEIs are computed only if at least eight tests are included.

# 2016-17 School Effectiveness Index (SEI) Detail

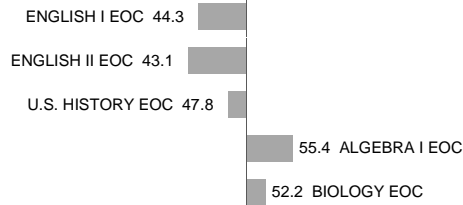
2--W.H. ADAMSON HIGH SCHOOL

Overall SEI: 47.7

State accountability rating: Met Standard

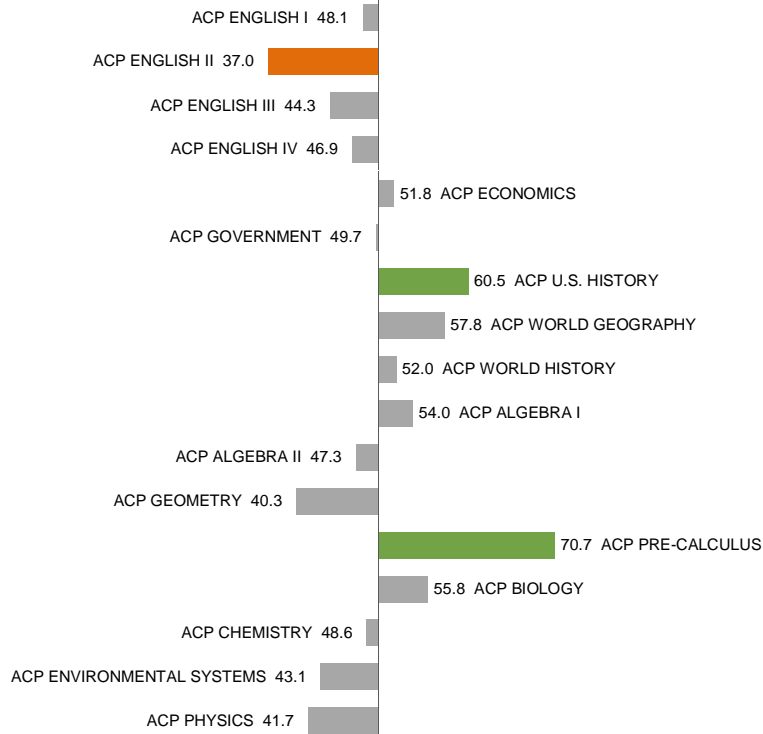
## STAAR

### Schoolwide



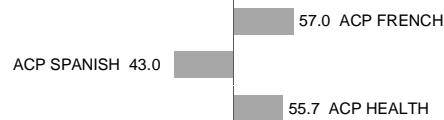
## Core ACP

### Schoolwide



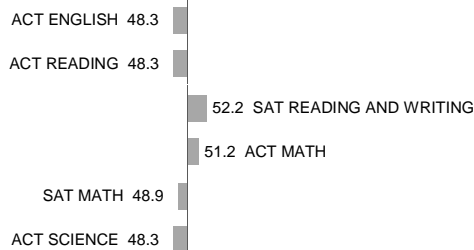
## Other ACP

### Schoolwide



## Other

### Grade 12



NOTES: "Overall SEI" has an average of 50 and standard deviation of 5; the range for an "average" overall SEI is 45 to 55. Component SEIs (e.g. Grade 5 STAAR READING or PSAT WRITING) each have an average of 50 and standard deviation of 10; the range for an "average" component SEI is 40 to 60. Component SEIs are computed only if at least eight tests are included.

# 2016-17 School Effectiveness Index (SEI) Detail

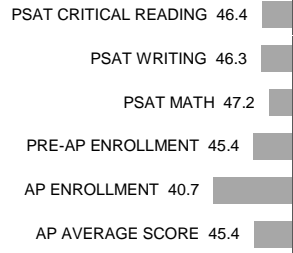
2-W.H. ADAMSON HIGH SCHOOL

Overall SEI: 47.7

State accountability rating: Met Standard

## Other

### Schoolwide



NOTES: "Overall SEI" has an average of 50 and standard deviation of 5; the range for an "average" overall SEI is 45 to 55. Component SEIs (e.g. Grade 5 STAAR READING or PSAT WRITING) each have an average of 50 and standard deviation of 10; the range for an "average" component SEI is 40 to 60. Component SEIs are computed only if at least eight tests are included.

# 2016-17 School Effectiveness Index (SEI) Detail

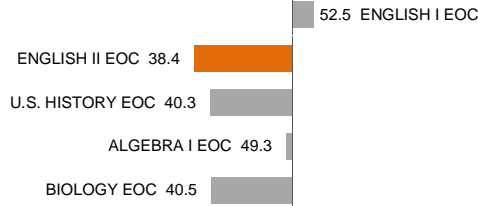
5-MOISES E. MOLINA HIGH SCHOOL

Overall SEI: 46.9

State accountability rating: Met Standard

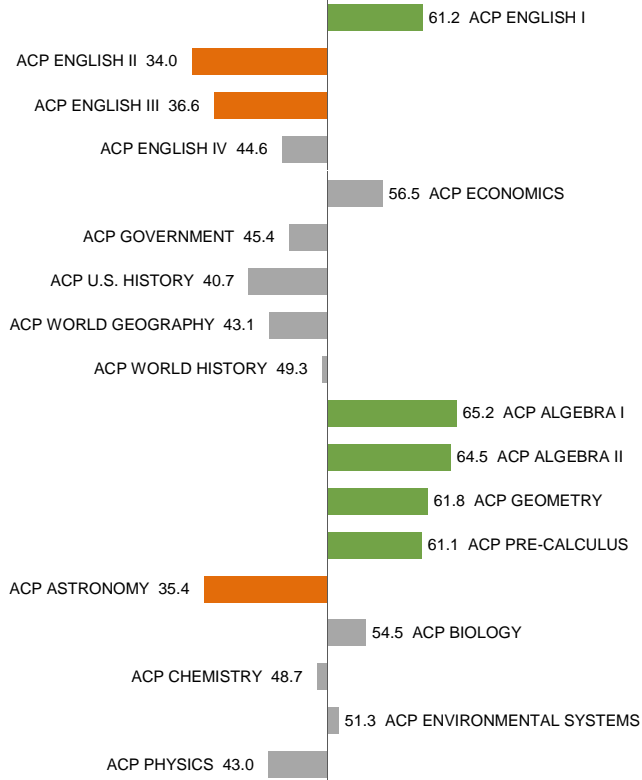
## STAAR

### Schoolwide



## Core ACP

### Schoolwide



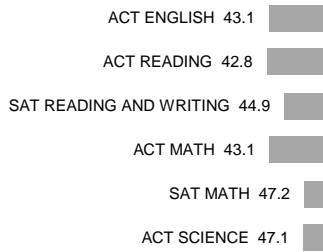
## Other ACP

### Schoolwide



## Other

### Grade 12




NOTES: "Overall SEI" has an average of 50 and standard deviation of 5; the range for an "average" overall SEI is 45 to 55. Component SEIs (e.g. Grade 5 STAAR READING or PSAT WRITING) each have an average of 50 and standard deviation of 10; the range for an "average" component SEI is 40 to 60. Component SEIs are computed only if at least eight tests are included.

# 2016-17 School Effectiveness Index (SEI) Detail

5-MOISES E. MOLINA HIGH SCHOOL

Overall SEI: 46.9

State accountability rating: Met Standard



NOTES: "Overall SEI" has an average of 50 and standard deviation of 5; the range for an "average" overall SEI is 45 to 55. Component SEIs (e.g. Grade 5 STAAR READING or PSAT WRITING) each have an average of 50 and standard deviation of 10; the range for an "average" component SEI is 40 to 60. Component SEIs are computed only if at least eight tests are included.

# 2016-17 School Effectiveness Index (SEI) Detail

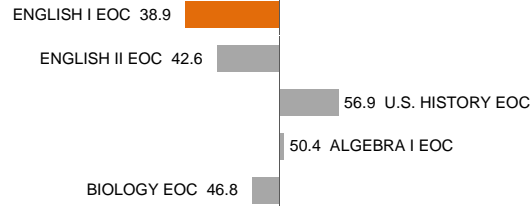
6-HILLCREST HIGH SCHOOL

Overall SEI: 49.2

State accountability rating: Met Standard

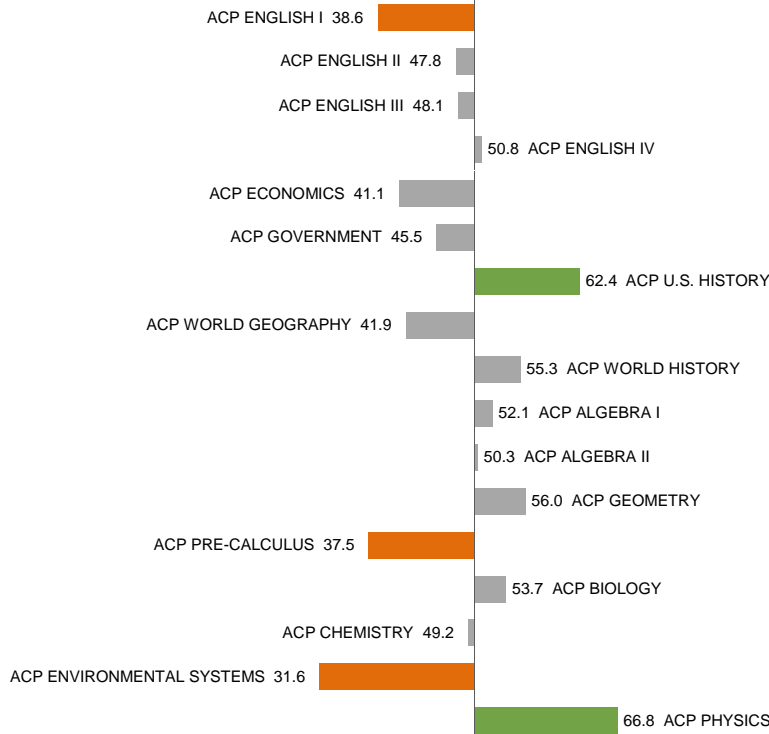
## STAAR

Schoolwide



## Core ACP

Schoolwide




## Other ACP

Schoolwide



## Other

Grade 12



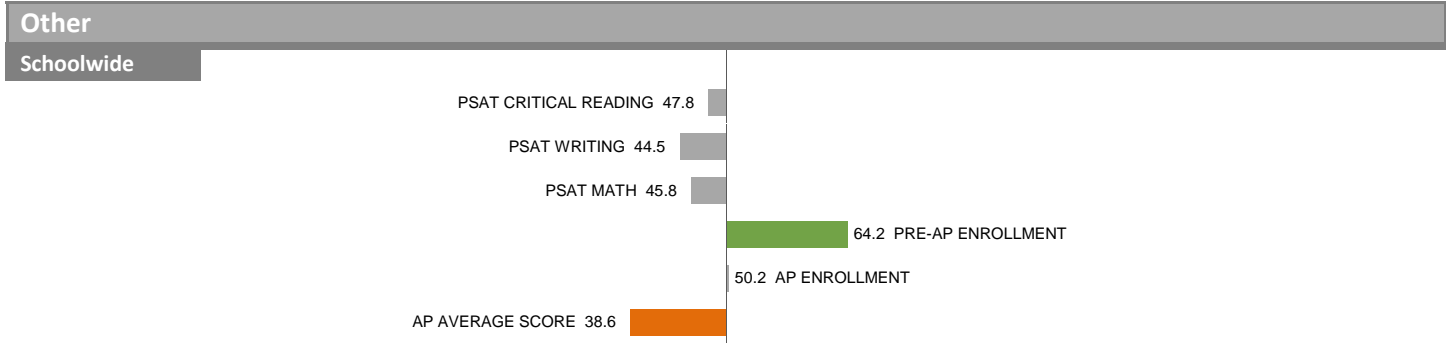
NOTES: "Overall SEI" has an average of 50 and standard deviation of 5; the range for an "average" overall SEI is 45 to 55. Component SEIs (e.g. Grade 5 STAAR READING or PSAT WRITING) each have an average of 50 and standard deviation of 10; the range for an "average" component SEI is 40 to 60. Component SEIs are computed only if at least eight tests are included.

# 2016-17 School Effectiveness Index (SEI) Detail

6-HILLCREST HIGH SCHOOL

Overall SEI: 49.2

State accountability rating: Met Standard



NOTES: "Overall SEI" has an average of 50 and standard deviation of 5; the range for an "average" overall SEI is 45 to 55. Component SEIs (e.g. Grade 5 STAAR READING or PSAT WRITING) each have an average of 50 and standard deviation of 10; the range for an "average" component SEI is 40 to 60. Component SEIs are computed only if at least eight tests are included.

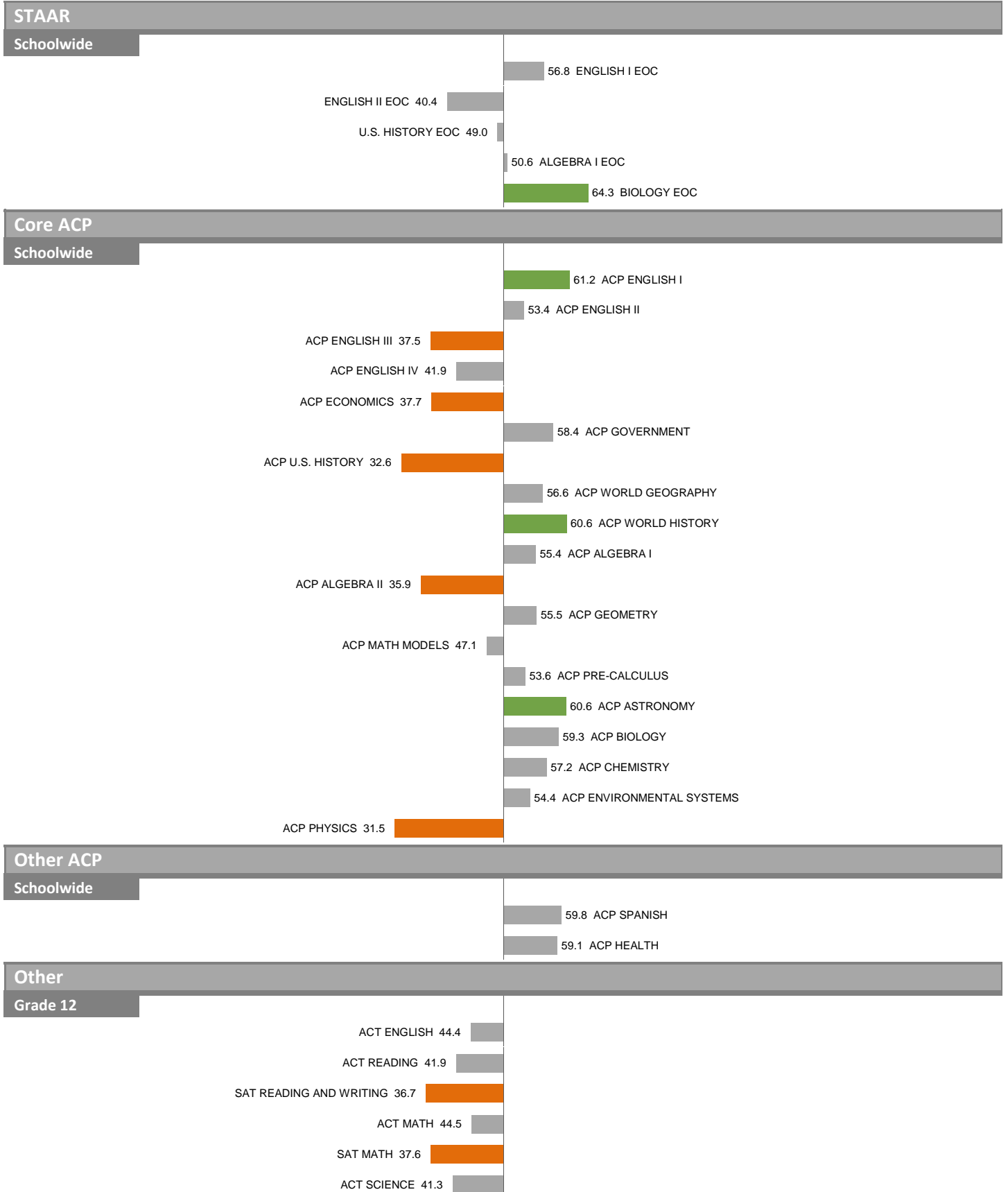


# 2016-17 School Effectiveness Index (SEI) Detail

7–THOMAS JEFFERSON HIGH SCHOOL

Overall SEI: 50.6

State accountability rating: Met Standard



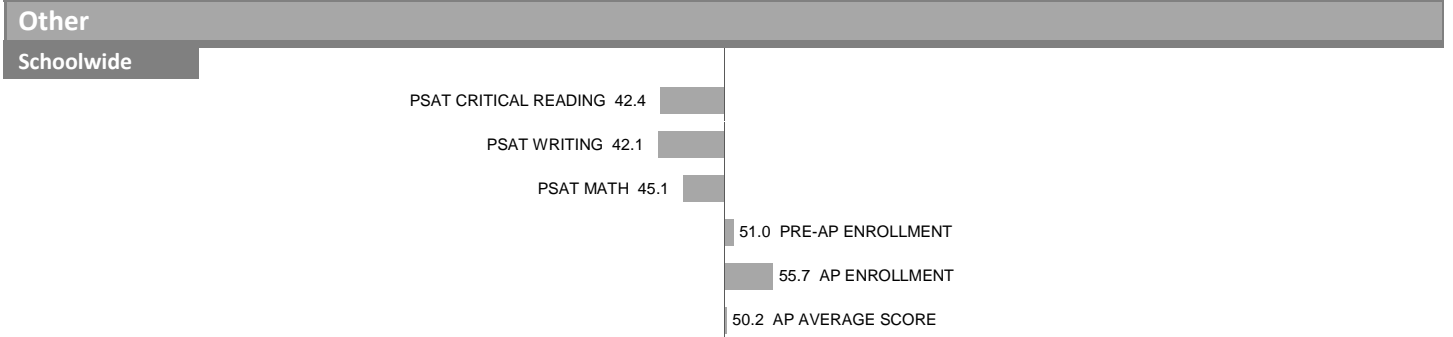
NOTES: "Overall SEI" has an average of 50 and standard deviation of 5; the range for an "average" overall SEI is 45 to 55. Component SEIs (e.g. Grade 5 STAAR READING or PSAT WRITING) each have an average of 50 and standard deviation of 10; the range for an "average" component SEI is 40 to 60. Component SEIs are computed only if at least eight tests are included.

# 2016-17 School Effectiveness Index (SEI) Detail

7-THOMAS JEFFERSON HIGH SCHOOL

Overall SEI: 50.6

State accountability rating: Met Standard



NOTES: "Overall SEI" has an average of 50 and standard deviation of 5; the range for an "average" overall SEI is 45 to 55. Component SEIs (e.g. Grade 5 STAAR READING or PSAT WRITING) each have an average of 50 and standard deviation of 10; the range for an "average" component SEI is 40 to 60. Component SEIs are computed only if at least eight tests are included.

# 2016-17 School Effectiveness Index (SEI) Detail

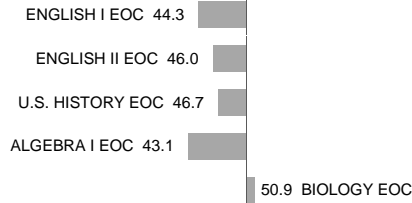
8--JUSTIN F. KIMBALL HIGH SCHOOL

Overall SEI: 49.1

State accountability rating: Met Standard

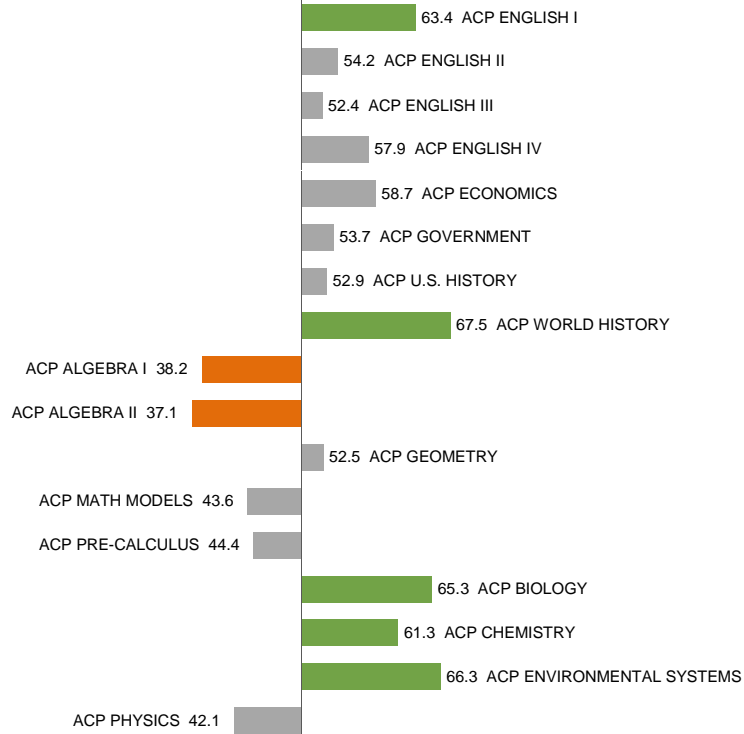
## STAAR

Schoolwide




## Core ACP

Schoolwide



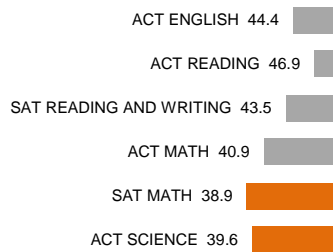
## Other ACP

Schoolwide



## Other

Grade 12



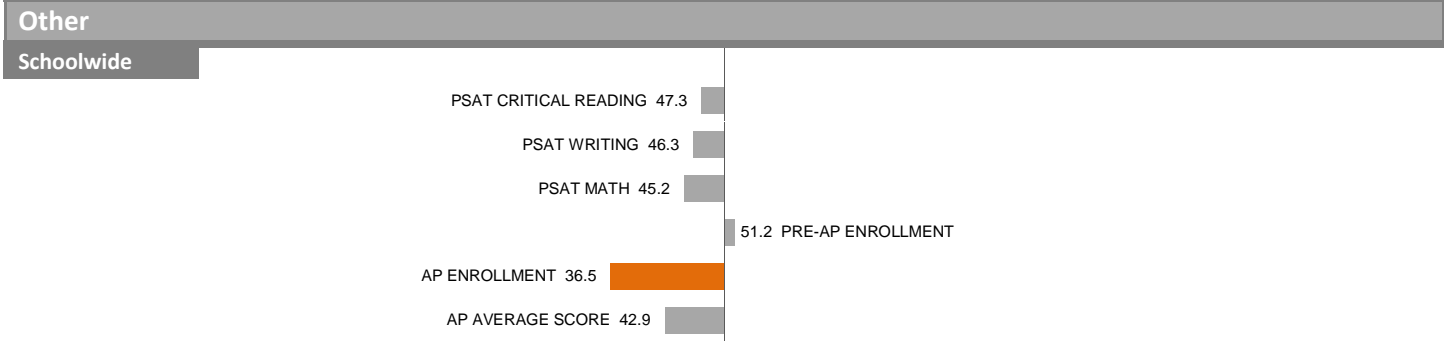
NOTES: "Overall SEI" has an average of 50 and standard deviation of 5; the range for an "average" overall SEI is 45 to 55. Component SEIs (e.g. Grade 5 STAAR READING or PSAT WRITING) each have an average of 50 and standard deviation of 10; the range for an "average" component SEI is 40 to 60. Component SEIs are computed only if at least eight tests are included.

# 2016-17 School Effectiveness Index (SEI) Detail

8--JUSTIN F. KIMBALL HIGH SCHOOL

Overall SEI: 49.1

State accountability rating: Met Standard



NOTES: "Overall SEI" has an average of 50 and standard deviation of 5; the range for an "average" overall SEI is 45 to 55. Component SEIs (e.g. Grade 5 STAAR READING or PSAT WRITING) each have an average of 50 and standard deviation of 10; the range for an "average" component SEI is 40 to 60. Component SEIs are computed only if at least eight tests are included.

# 2016-17 School Effectiveness Index (SEI) Detail

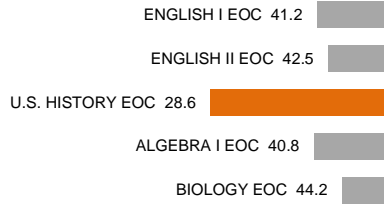
9-LINCOLN HIGH SCHOOL

Overall SEI: 40.7

State accountability rating: Improvement Required

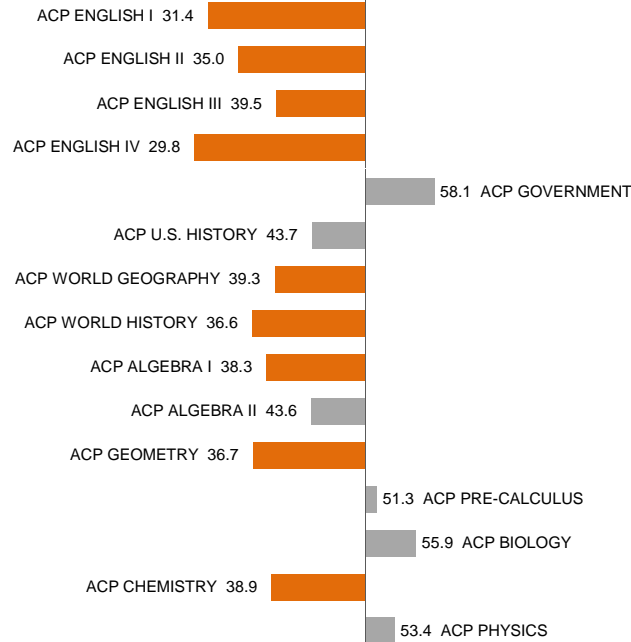
## STAAR

### Schoolwide



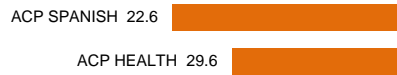
## Core ACP

### Schoolwide



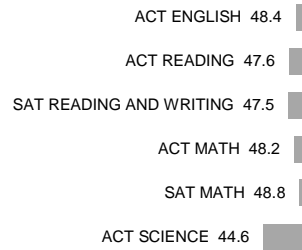
## Other ACP

### Schoolwide



## Other

### Grade 12



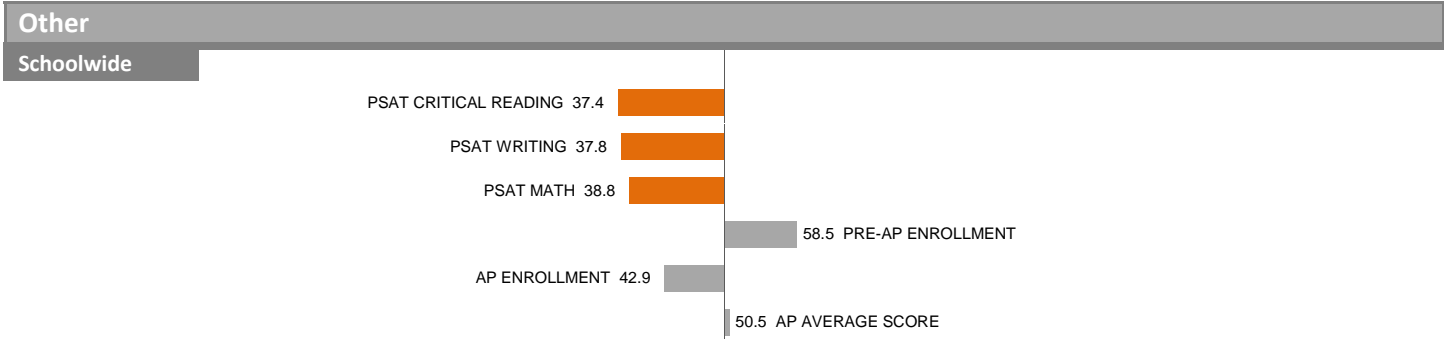
NOTES: "Overall SEI" has an average of 50 and standard deviation of 5; the range for an "average" overall SEI is 45 to 55. Component SEIs (e.g. Grade 5 STAAR READING or PSAT WRITING) each have an average of 50 and standard deviation of 10; the range for an "average" component SEI is 40 to 60. Component SEIs are computed only if at least eight tests are included.

# 2016-17 School Effectiveness Index (SEI) Detail

9-LINCOLN HIGH SCHOOL

Overall SEI: 40.7

State accountability rating: Improvement Required



NOTES: "Overall SEI" has an average of 50 and standard deviation of 5; the range for an "average" overall SEI is 45 to 55. Component SEIs (e.g. Grade 5 STAAR READING or PSAT WRITING) each have an average of 50 and standard deviation of 10; the range for an "average" component SEI is 40 to 60. Component SEIs are computed only if at least eight tests are included.

# 2016-17 School Effectiveness Index (SEI) Detail

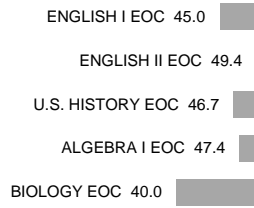
12--L.G. PINKSTON HIGH SCHOOL

Overall SEI: 46.6

State accountability rating: Met Standard

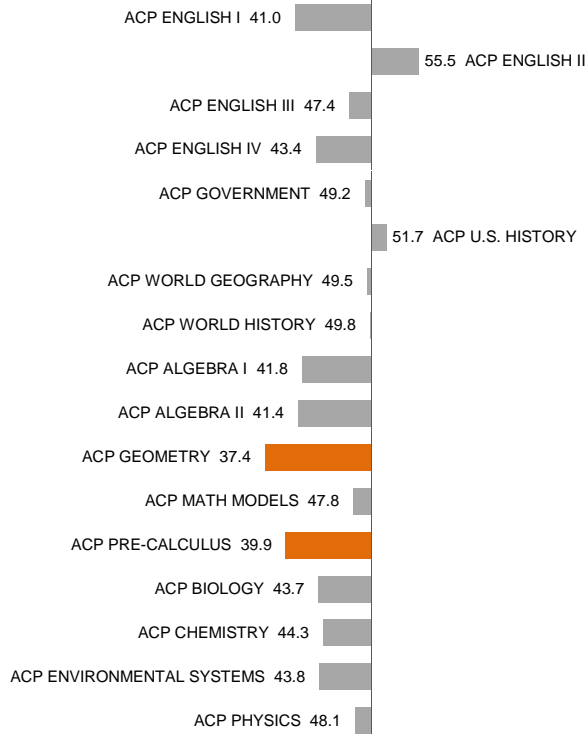
## STAAR

### Schoolwide



## Core ACP

### Schoolwide



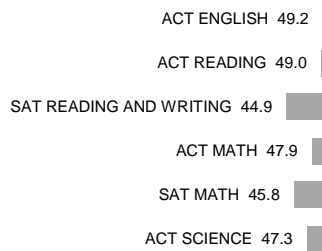
## Other ACP

### Schoolwide



## Other

### Grade 12




NOTES: "Overall SEI" has an average of 50 and standard deviation of 5; the range for an "average" overall SEI is 45 to 55. Component SEIs (e.g. Grade 5 STAAR READING or PSAT WRITING) each have an average of 50 and standard deviation of 10; the range for an "average" component SEI is 40 to 60. Component SEIs are computed only if at least eight tests are included.

# 2016-17 School Effectiveness Index (SEI) Detail

12-L.G. PINKSTON HIGH SCHOOL

Overall SEI: 46.6

State accountability rating: Met Standard



NOTES: "Overall SEI" has an average of 50 and standard deviation of 5; the range for an "average" overall SEI is 45 to 55. Component SEIs (e.g. Grade 5 STAAR READING or PSAT WRITING) each have an average of 50 and standard deviation of 10; the range for an "average" component SEI is 40 to 60. Component SEIs are computed only if at least eight tests are included.



# 2016-17 School Effectiveness Index (SEI) Detail

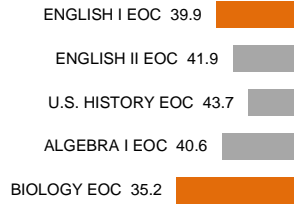
13-FRANKLIN D. ROOSEVELT HIGH SCHOOL

Overall SEI: 42.5

State accountability rating: Met Standard

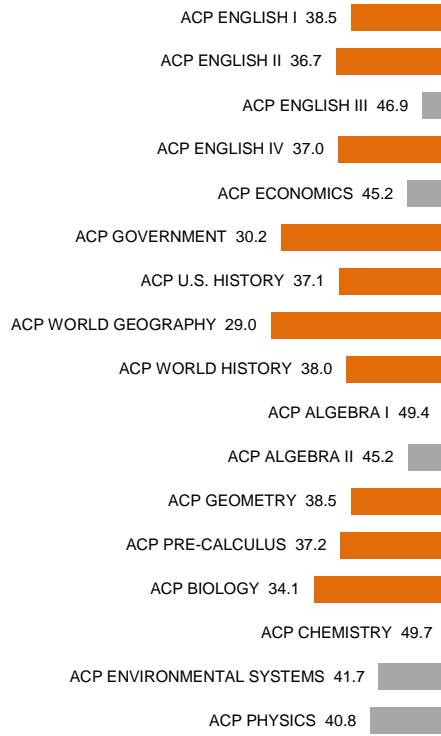
## STAAR

### Schoolwide



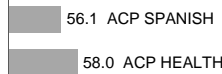
## Core ACP

### Schoolwide




## Other ACP

### Schoolwide



## Other

### Grade 12



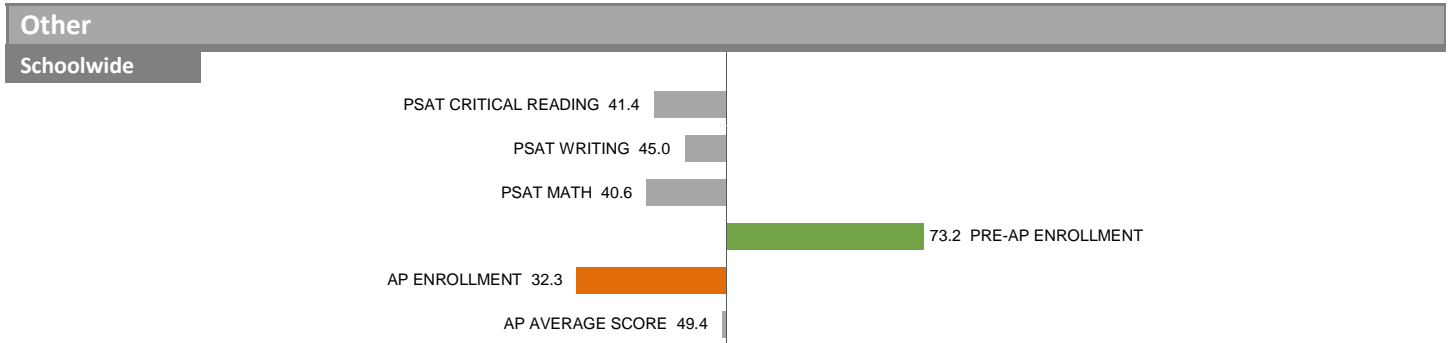
NOTES: "Overall SEI" has an average of 50 and standard deviation of 5; the range for an "average" overall SEI is 45 to 55. Component SEIs (e.g. Grade 5 STAAR READING or PSAT WRITING) each have an average of 50 and standard deviation of 10; the range for an "average" component SEI is 40 to 60. Component SEIs are computed only if at least eight tests are included.

# 2016-17 School Effectiveness Index (SEI) Detail

13-FRANKLIN D. ROOSEVELT HIGH SCHOOL

Overall SEI: 42.5

State accountability rating: Met Standard



NOTES: "Overall SEI" has an average of 50 and standard deviation of 5; the range for an "average" overall SEI is 45 to 55. Component SEIs (e.g. Grade 5 STAAR READING or PSAT WRITING) each have an average of 50 and standard deviation of 10; the range for an "average" component SEI is 40 to 60. Component SEIs are computed only if at least eight tests are included.

# 2016-17 School Effectiveness Index (SEI) Detail

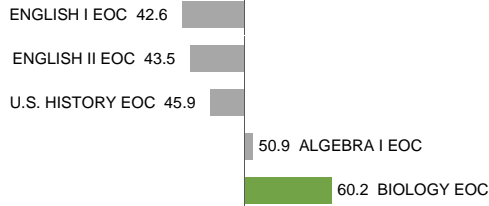
14-W.W. SAMUELL HIGH SCHOOL

Overall SEI: 48.6

State accountability rating: Met Standard

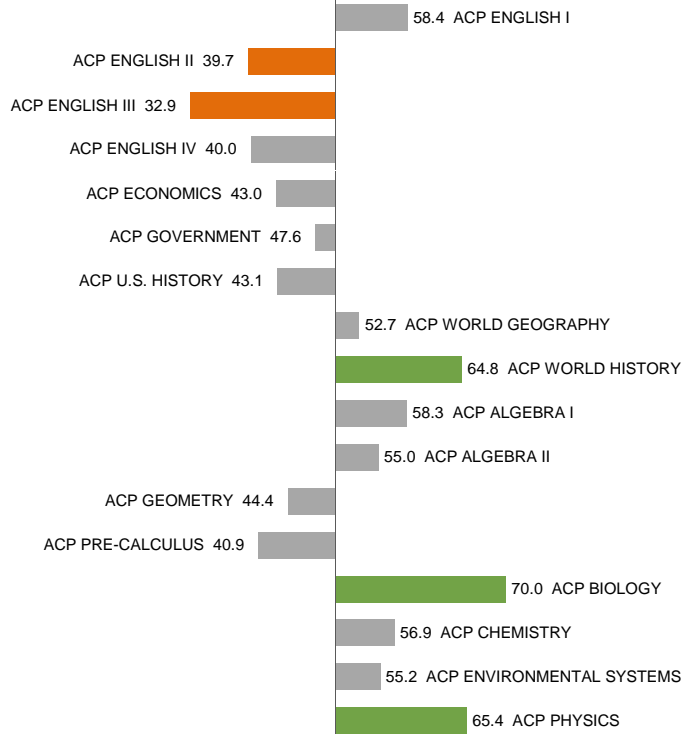
## STAAR

Schoolwide



## Core ACP

Schoolwide



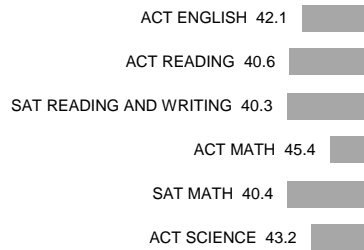
## Other ACP

Schoolwide



## Other

Grade 12




NOTES: "Overall SEI" has an average of 50 and standard deviation of 5; the range for an "average" overall SEI is 45 to 55. Component SEIs (e.g. Grade 5 STAAR READING or PSAT WRITING) each have an average of 50 and standard deviation of 10; the range for an "average" component SEI is 40 to 60. Component SEIs are computed only if at least eight tests are included.

# 2016-17 School Effectiveness Index (SEI) Detail

14-W.W. SAMUELL HIGH SCHOOL

Overall SEI: 48.6

State accountability rating: Met Standard



NOTES: "Overall SEI" has an average of 50 and standard deviation of 5; the range for an "average" overall SEI is 45 to 55. Component SEIs (e.g. Grade 5 STAAR READING or PSAT WRITING) each have an average of 50 and standard deviation of 10; the range for an "average" component SEI is 40 to 60. Component SEIs are computed only if at least eight tests are included.

# 2016-17 School Effectiveness Index (SEI) Detail

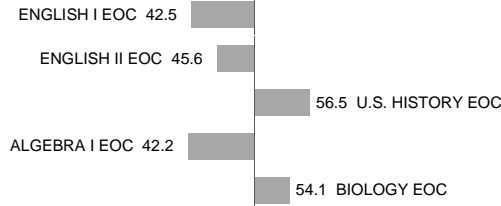
15--SEAGOVILLE HIGH SCHOOL

Overall SEI: 46.6

State accountability rating: Met Standard

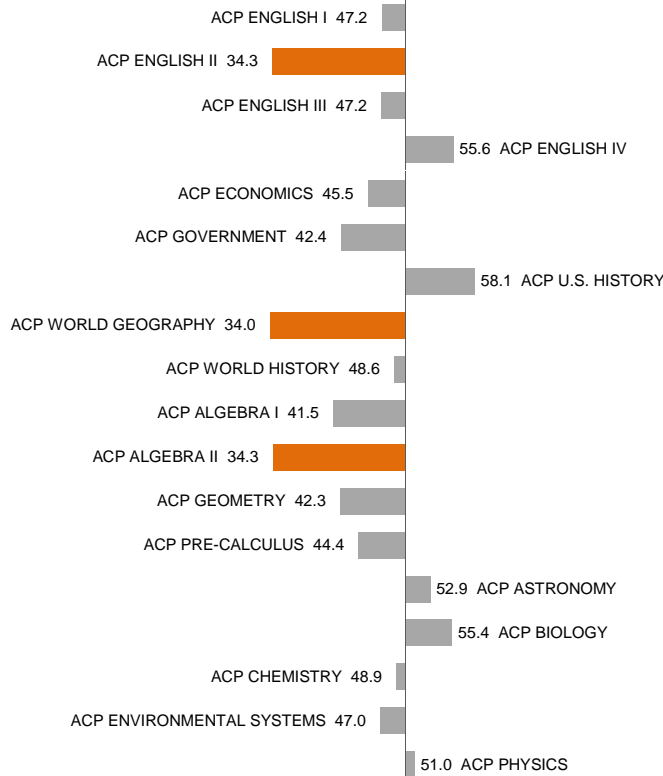
## STAAR

### Schoolwide



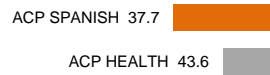
## Core ACP

### Schoolwide



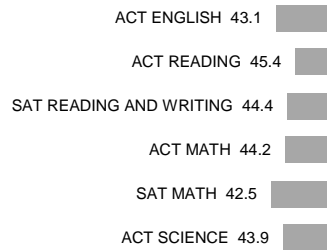
## Other ACP

### Schoolwide



## Other

### Grade 12



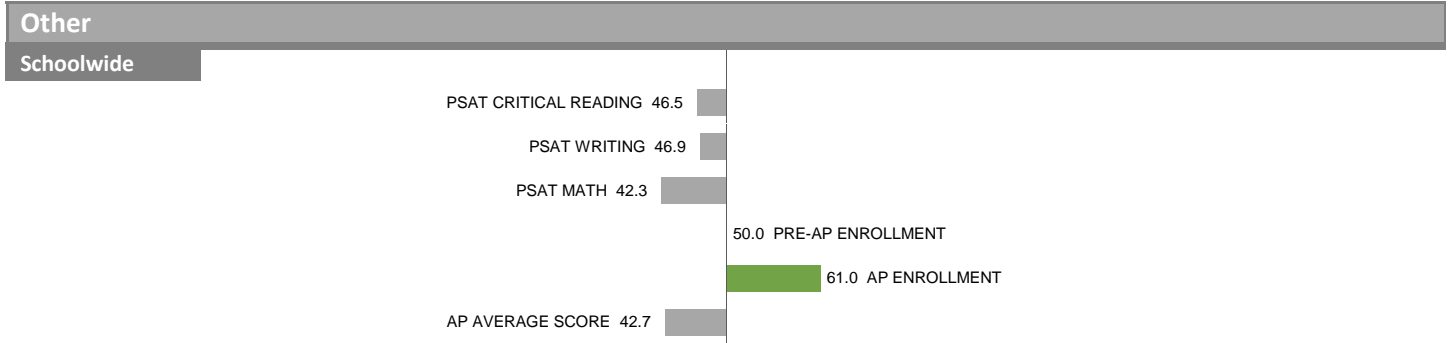
NOTES: "Overall SEI" has an average of 50 and standard deviation of 5; the range for an "average" overall SEI is 45 to 55. Component SEIs (e.g. Grade 5 STAAR READING or PSAT WRITING) each have an average of 50 and standard deviation of 10; the range for an "average" component SEI is 40 to 60. Component SEIs are computed only if at least eight tests are included.

# 2016-17 School Effectiveness Index (SEI) Detail

15--SEAGOVILLE HIGH SCHOOL

Overall SEI: 46.6

State accountability rating: Met Standard



NOTES: "Overall SEI" has an average of 50 and standard deviation of 5; the range for an "average" overall SEI is 45 to 55. Component SEIs (e.g. Grade 5 STAAR READING or PSAT WRITING) each have an average of 50 and standard deviation of 10; the range for an "average" component SEI is 40 to 60. Component SEIs are computed only if at least eight tests are included.

# 2016-17 School Effectiveness Index (SEI) Detail

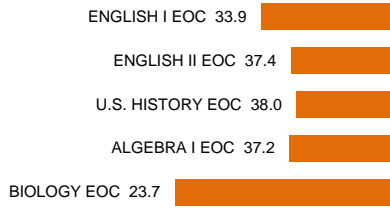
16-SOUTH OAK CLIFF HIGH SCHOOL

Overall SEI: 38.6

State accountability rating: Met Standard

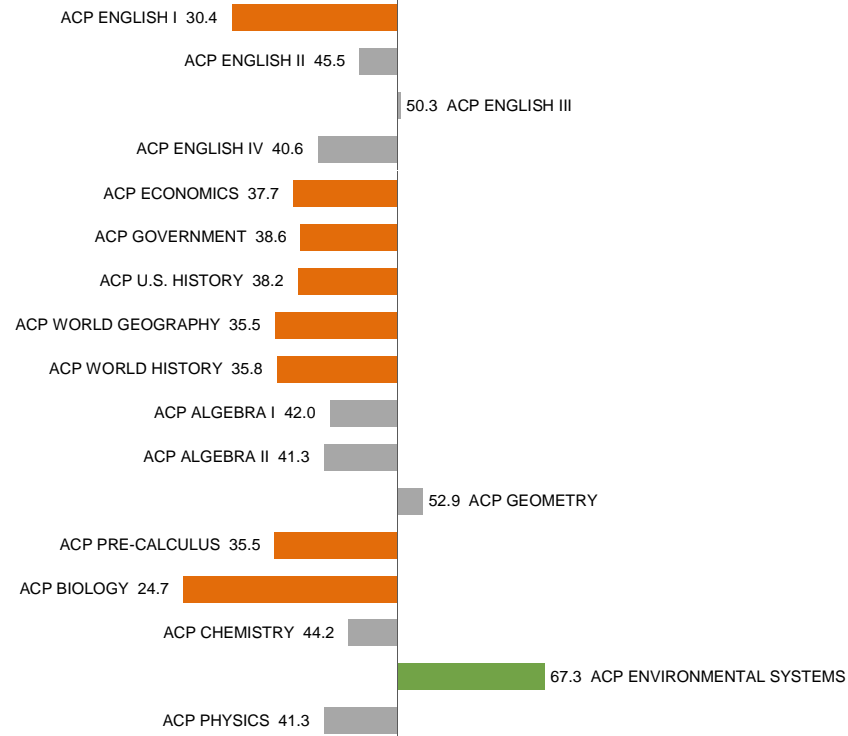
## STAAR

### Schoolwide



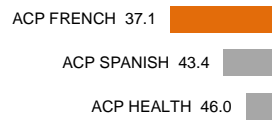
## Core ACP

### Schoolwide



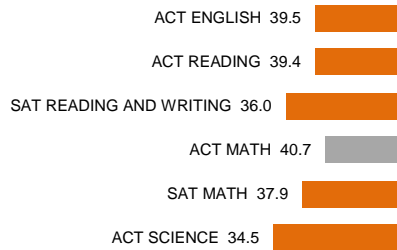
## Other ACP

### Schoolwide



## Other

### Grade 12




NOTES: "Overall SEI" has an average of 50 and standard deviation of 5; the range for an "average" overall SEI is 45 to 55. Component SEIs (e.g. Grade 5 STAAR READING or PSAT WRITING) each have an average of 50 and standard deviation of 10; the range for an "average" component SEI is 40 to 60. Component SEIs are computed only if at least eight tests are included.

# 2016-17 School Effectiveness Index (SEI) Detail

16-SOUTH OAK CLIFF HIGH SCHOOL

Overall SEI: 38.6

State accountability rating: Met Standard



NOTES: "Overall SEI" has an average of 50 and standard deviation of 5; the range for an "average" overall SEI is 45 to 55. Component SEIs (e.g. Grade 5 STAAR READING or PSAT WRITING) each have an average of 50 and standard deviation of 10; the range for an "average" component SEI is 40 to 60. Component SEIs are computed only if at least eight tests are included.

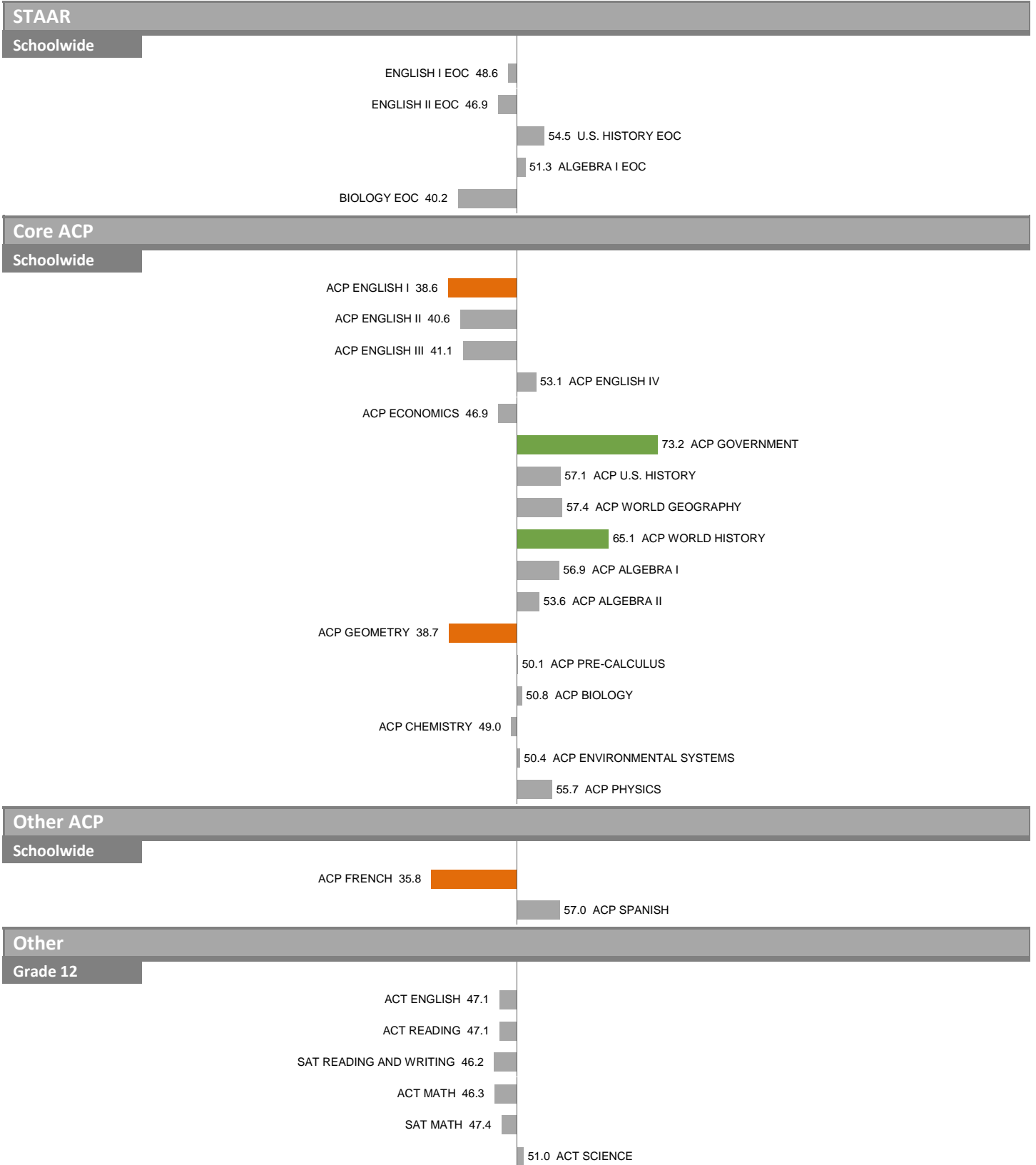


# 2016-17 School Effectiveness Index (SEI) Detail

17-H. GRADY SPRUCE HIGH SCHOOL

Overall SEI: 49.0

State accountability rating: Met Standard



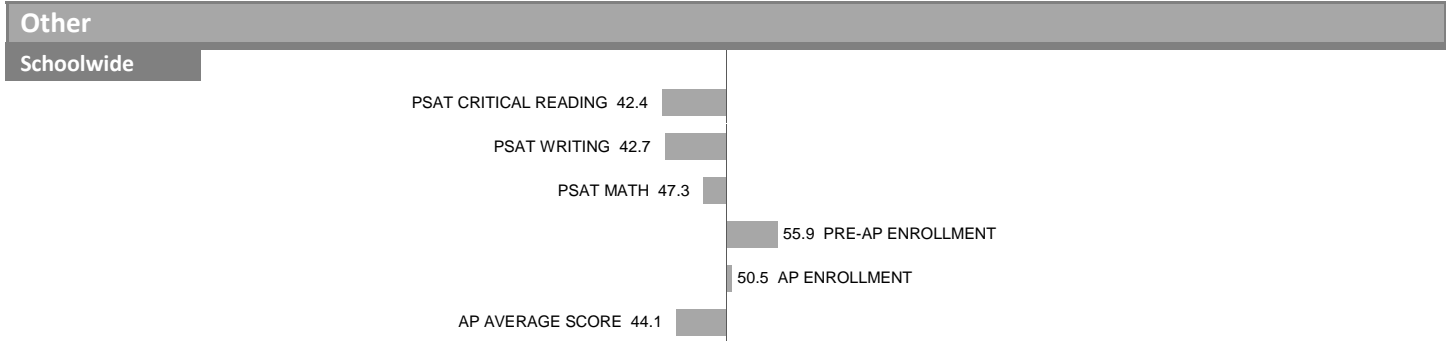
NOTES: "Overall SEI" has an average of 50 and standard deviation of 5; the range for an "average" overall SEI is 45 to 55. Component SEIs (e.g. Grade 5 STAAR READING or PSAT WRITING) each have an average of 50 and standard deviation of 10; the range for an "average" component SEI is 40 to 60. Component SEIs are computed only if at least eight tests are included.

# 2016-17 School Effectiveness Index (SEI) Detail

17-H. GRADY SPRUCE HIGH SCHOOL

Overall SEI: 49.0

State accountability rating: Met Standard



NOTES: "Overall SEI" has an average of 50 and standard deviation of 5; the range for an "average" overall SEI is 45 to 55. Component SEIs (e.g. Grade 5 STAAR READING or PSAT WRITING) each have an average of 50 and standard deviation of 10; the range for an "average" component SEI is 40 to 60. Component SEIs are computed only if at least eight tests are included.

# 2016-17 School Effectiveness Index (SEI) Detail

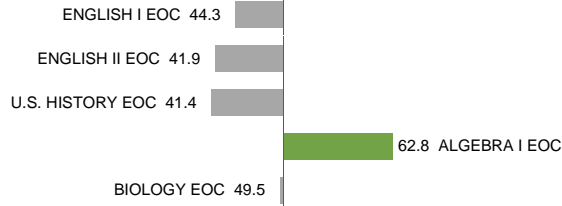
18-SUNSET HIGH SCHOOL

Overall SEI: 49.5

State accountability rating: Met Standard

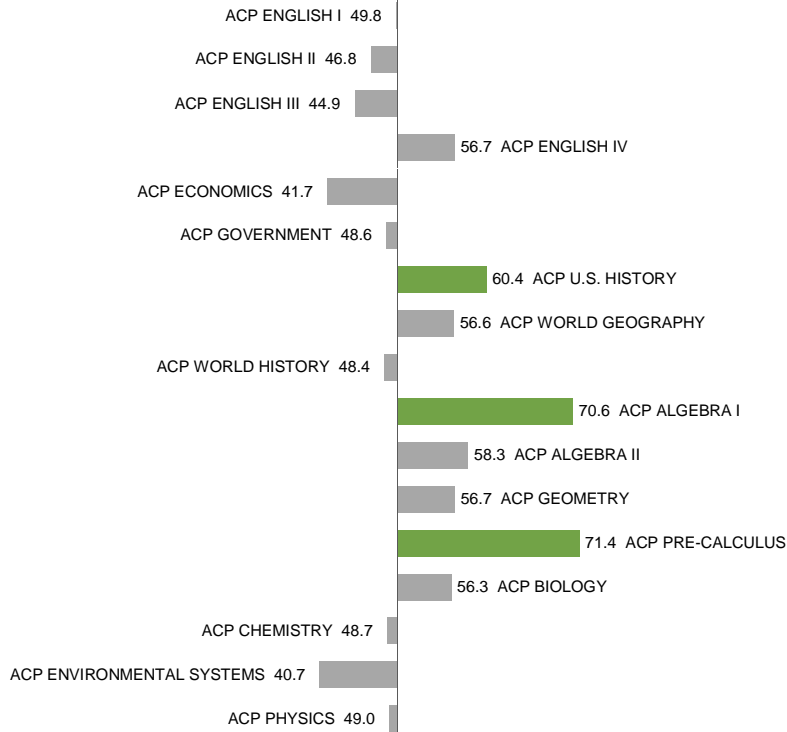
## STAAR

Schoolwide



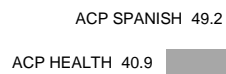
## Core ACP

Schoolwide



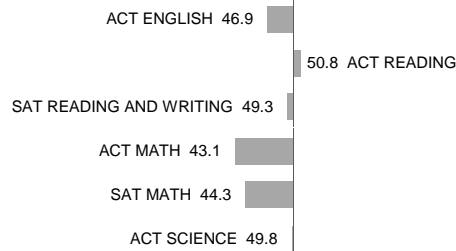
## Other ACP

Schoolwide



## Other

Grade 12



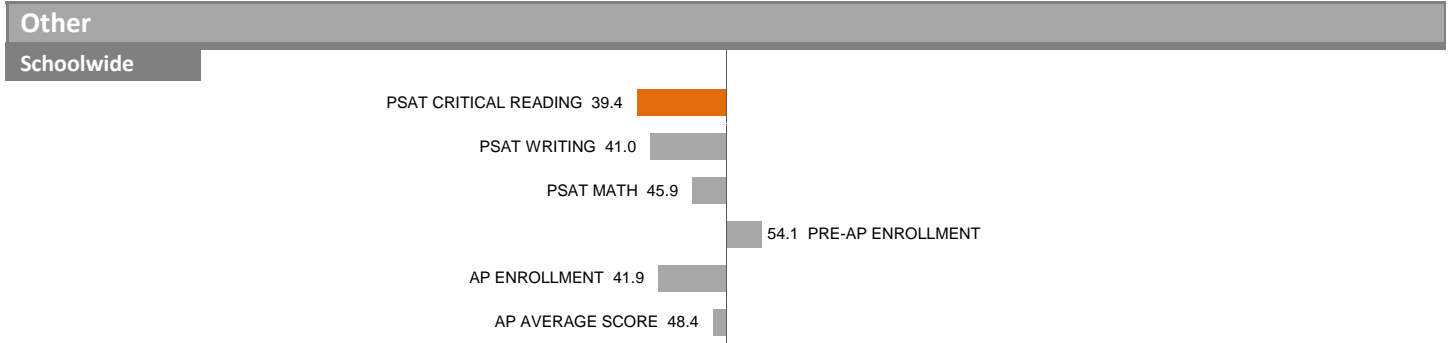
NOTES: "Overall SEI" has an average of 50 and standard deviation of 5; the range for an "average" overall SEI is 45 to 55. Component SEIs (e.g. Grade 5 STAAR READING or PSAT WRITING) each have an average of 50 and standard deviation of 10; the range for an "average" component SEI is 40 to 60. Component SEIs are computed only if at least eight tests are included.

# 2016-17 School Effectiveness Index (SEI) Detail

18-SUNSET HIGH SCHOOL

Overall SEI: 49.5

State accountability rating: Met Standard



NOTES: "Overall SEI" has an average of 50 and standard deviation of 5; the range for an "average" overall SEI is 45 to 55. Component SEIs (e.g. Grade 5 STAAR READING or PSAT WRITING) each have an average of 50 and standard deviation of 10; the range for an "average" component SEI is 40 to 60. Component SEIs are computed only if at least eight tests are included.

# 2016-17 School Effectiveness Index (SEI) Detail

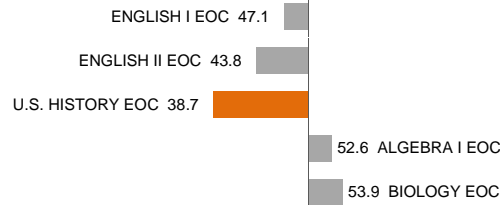
21-W.T. WHITE HIGH SCHOOL

Overall SEI: 50.1

State accountability rating: Met Standard

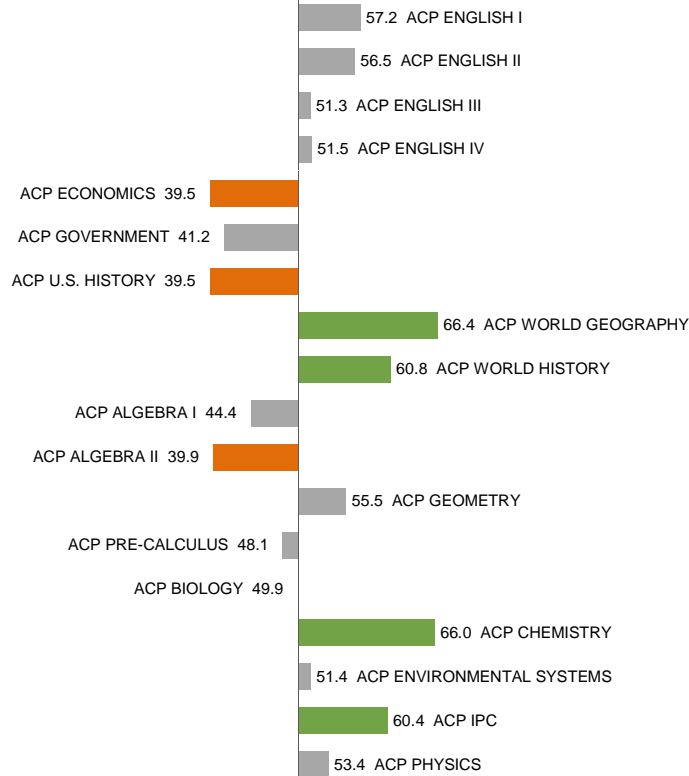
## STAAR

Schoolwide



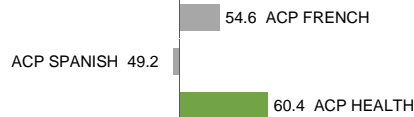
## Core ACP

Schoolwide



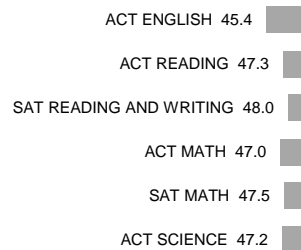
## Other ACP

Schoolwide



## Other

Grade 12




NOTES: "Overall SEI" has an average of 50 and standard deviation of 5; the range for an "average" overall SEI is 45 to 55. Component SEIs (e.g. Grade 5 STAAR READING or PSAT WRITING) each have an average of 50 and standard deviation of 10; the range for an "average" component SEI is 40 to 60. Component SEIs are computed only if at least eight tests are included.

# 2016-17 School Effectiveness Index (SEI) Detail

21-W.T. WHITE HIGH SCHOOL

Overall SEI: 50.1

State accountability rating: Met Standard



NOTES: "Overall SEI" has an average of 50 and standard deviation of 5; the range for an "average" overall SEI is 45 to 55. Component SEIs (e.g. Grade 5 STAAR READING or PSAT WRITING) each have an average of 50 and standard deviation of 10; the range for an "average" component SEI is 40 to 60. Component SEIs are computed only if at least eight tests are included.

# 2016-17 School Effectiveness Index (SEI) Detail

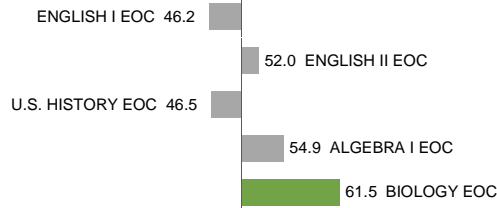
22-WOODROW WILSON HIGH SCHOOL

Overall SEI: 52.2

State accountability rating: Met Standard

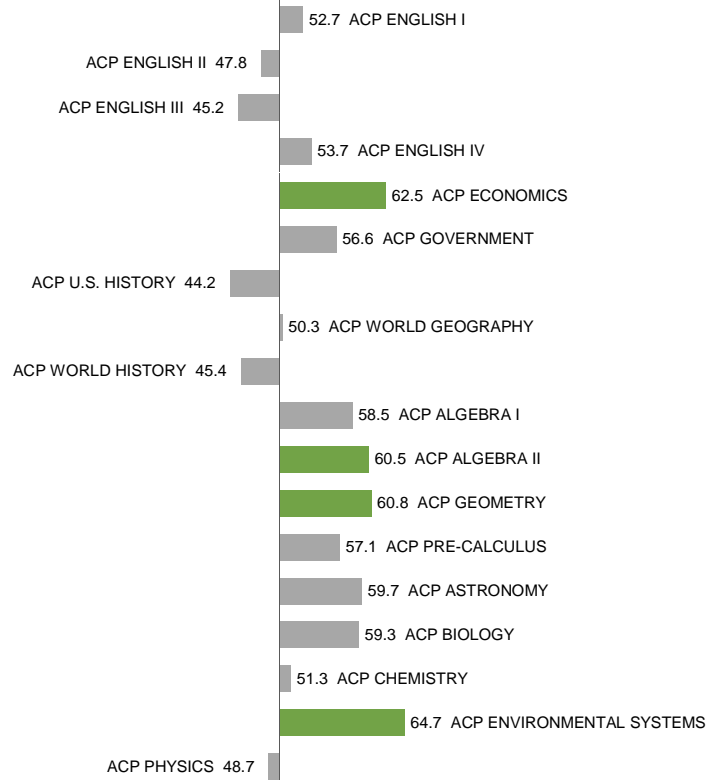
## STAAR

### Schoolwide



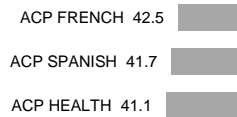
## Core ACP

### Schoolwide



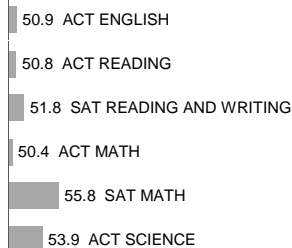
## Other ACP

### Schoolwide



## Other

### Grade 12



NOTES: "Overall SEI" has an average of 50 and standard deviation of 5; the range for an "average" overall SEI is 45 to 55. Component SEIs (e.g. Grade 5 STAAR READING or PSAT WRITING) each have an average of 50 and standard deviation of 10; the range for an "average" component SEI is 40 to 60. Component SEIs are computed only if at least eight tests are included.

# 2016-17 School Effectiveness Index (SEI) Detail

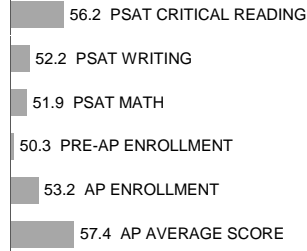
22-WOODROW WILSON HIGH SCHOOL

Overall SEI: 52.2

State accountability rating: Met Standard

## Other

### Schoolwide



NOTES: "Overall SEI" has an average of 50 and standard deviation of 5; the range for an "average" overall SEI is 45 to 55. Component SEIs (e.g. Grade 5 STAAR READING or PSAT WRITING) each have an average of 50 and standard deviation of 10; the range for an "average" component SEI is 40 to 60. Component SEIs are computed only if at least eight tests are included.



# 2016-17 School Effectiveness Index (SEI) Detail

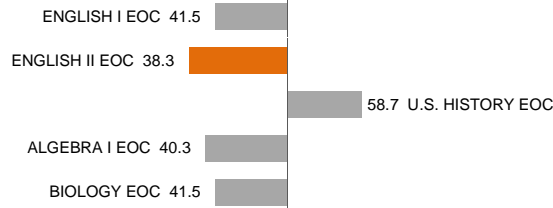
23-DAVID W. CARTER HIGH SCHOOL

Overall SEI: 45.5

State accountability rating: Met Standard

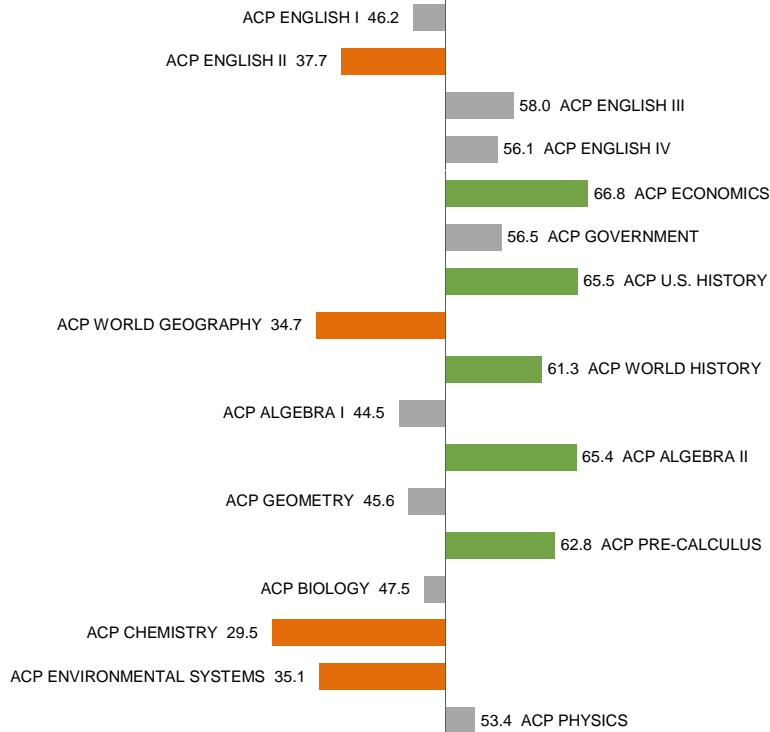
## STAAR

Schoolwide



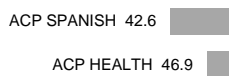
## Core ACP

Schoolwide



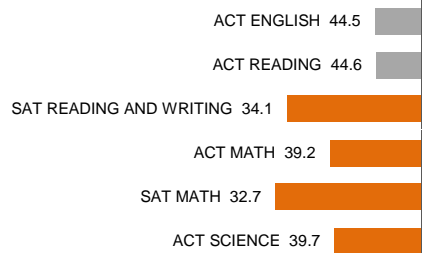
## Other ACP

Schoolwide



## Other

Grade 12



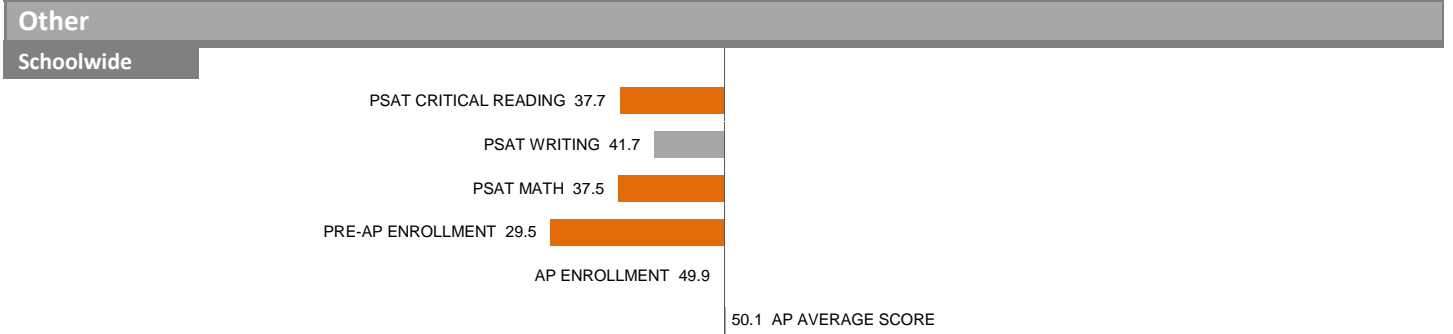
NOTES: "Overall SEI" has an average of 50 and standard deviation of 5; the range for an "average" overall SEI is 45 to 55. Component SEIs (e.g. Grade 5 STAAR READING or PSAT WRITING) each have an average of 50 and standard deviation of 10; the range for an "average" component SEI is 40 to 60. Component SEIs are computed only if at least eight tests are included.

# 2016-17 School Effectiveness Index (SEI) Detail

23-DAVID W. CARTER HIGH SCHOOL

Overall SEI: 45.5

State accountability rating: Met Standard



NOTES: "Overall SEI" has an average of 50 and standard deviation of 5; the range for an "average" overall SEI is 45 to 55. Component SEIs (e.g. Grade 5 STAAR READING or PSAT WRITING) each have an average of 50 and standard deviation of 10; the range for an "average" component SEI is 40 to 60. Component SEIs are computed only if at least eight tests are included.

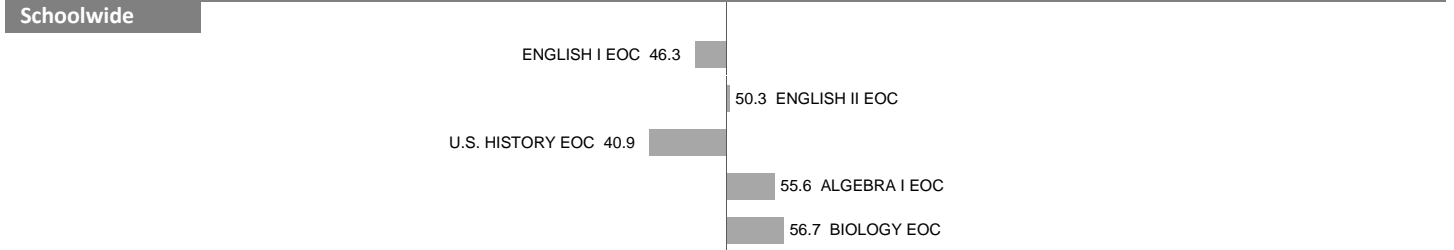
# 2016-17 School Effectiveness Index (SEI) Detail

24-NORTH DALLAS HIGH SCHOOL

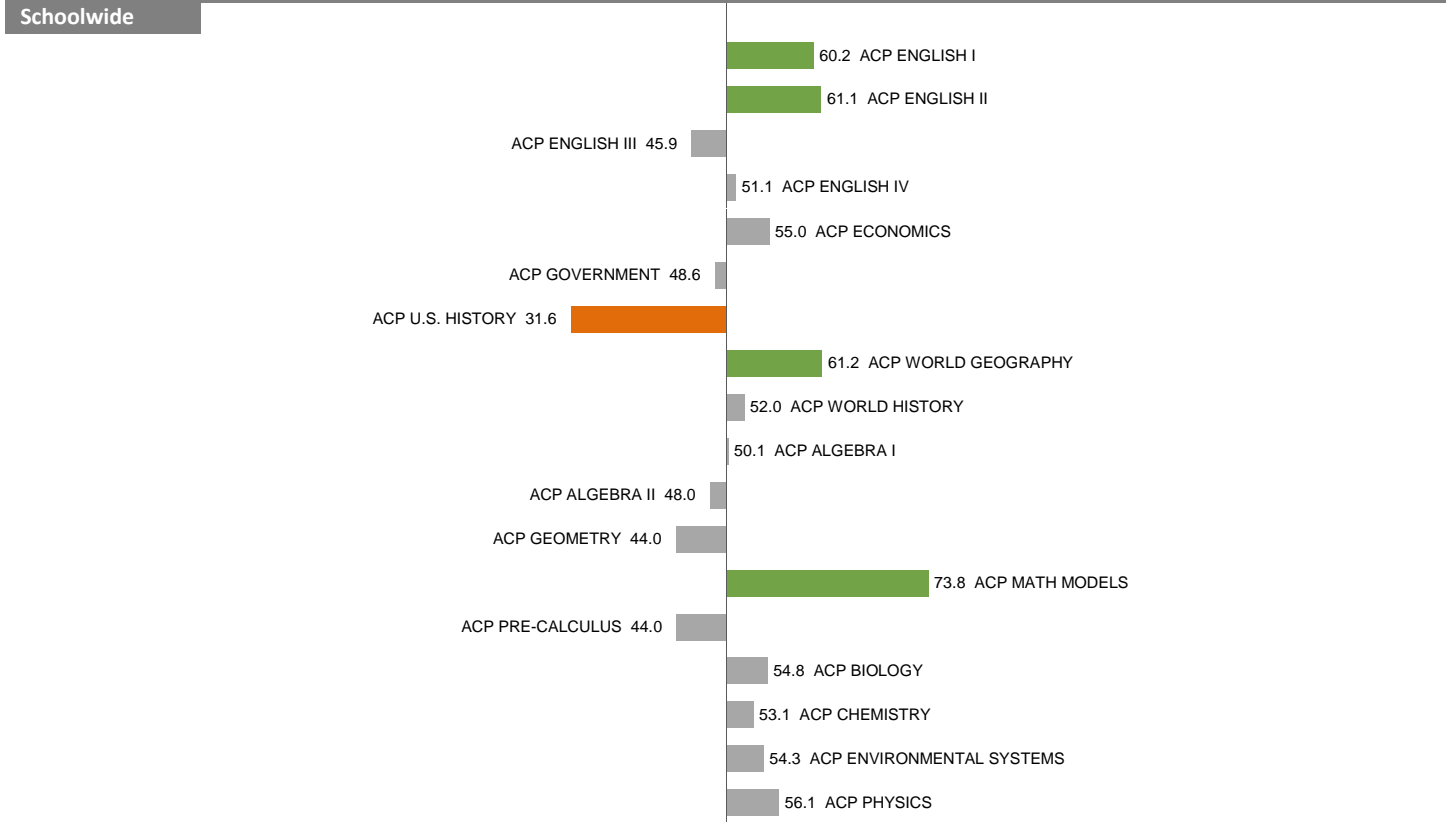
Overall SEI: 49.0

State accountability rating: Met Standard

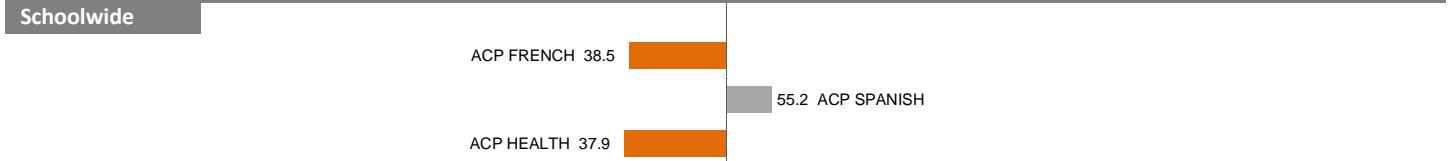
## STAAR




## Core ACP



## Other ACP



## Other



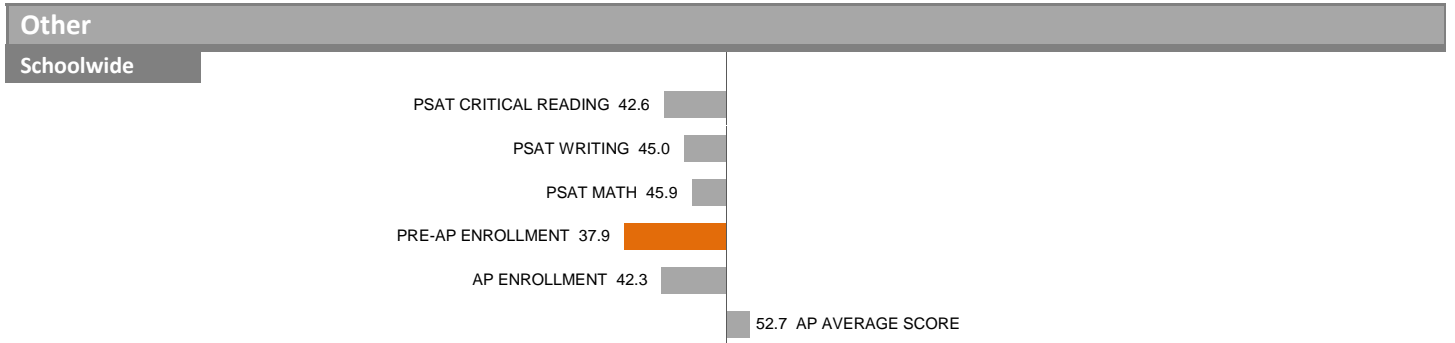
NOTES: "Overall SEI" has an average of 50 and standard deviation of 5; the range for an "average" overall SEI is 45 to 55. Component SEIs (e.g. Grade 5 STAAR READING or PSAT WRITING) each have an average of 50 and standard deviation of 10; the range for an "average" component SEI is 40 to 60. Component SEIs are computed only if at least eight tests are included.

# 2016-17 School Effectiveness Index (SEI) Detail

24-NORTH DALLAS HIGH SCHOOL

Overall SEI: 49.0

State accountability rating: Met Standard



NOTES: "Overall SEI" has an average of 50 and standard deviation of 5; the range for an "average" overall SEI is 45 to 55. Component SEIs (e.g. Grade 5 STAAR READING or PSAT WRITING) each have an average of 50 and standard deviation of 10; the range for an "average" component SEI is 40 to 60. Component SEIs are computed only if at least eight tests are included.

# 2016-17 School Effectiveness Index (SEI) Detail

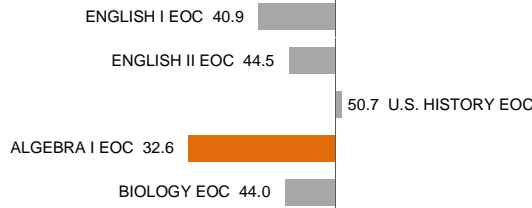
25-SKYLINE HIGH SCHOOL

Overall SEI: 47.6

State accountability rating: Met Standard

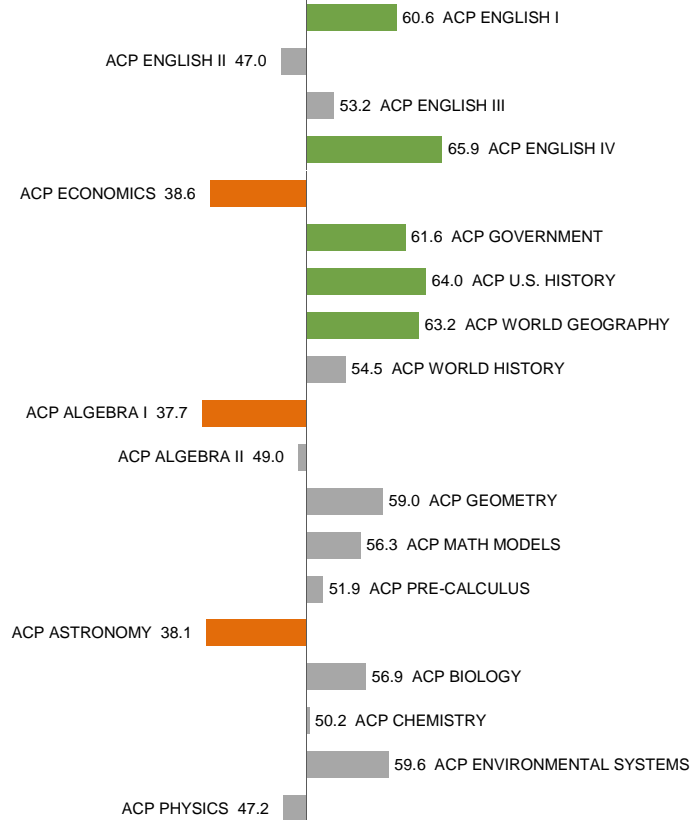
## STAAR

Schoolwide



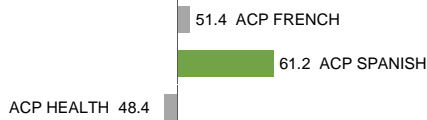
## Core ACP

Schoolwide



## Other ACP

Schoolwide



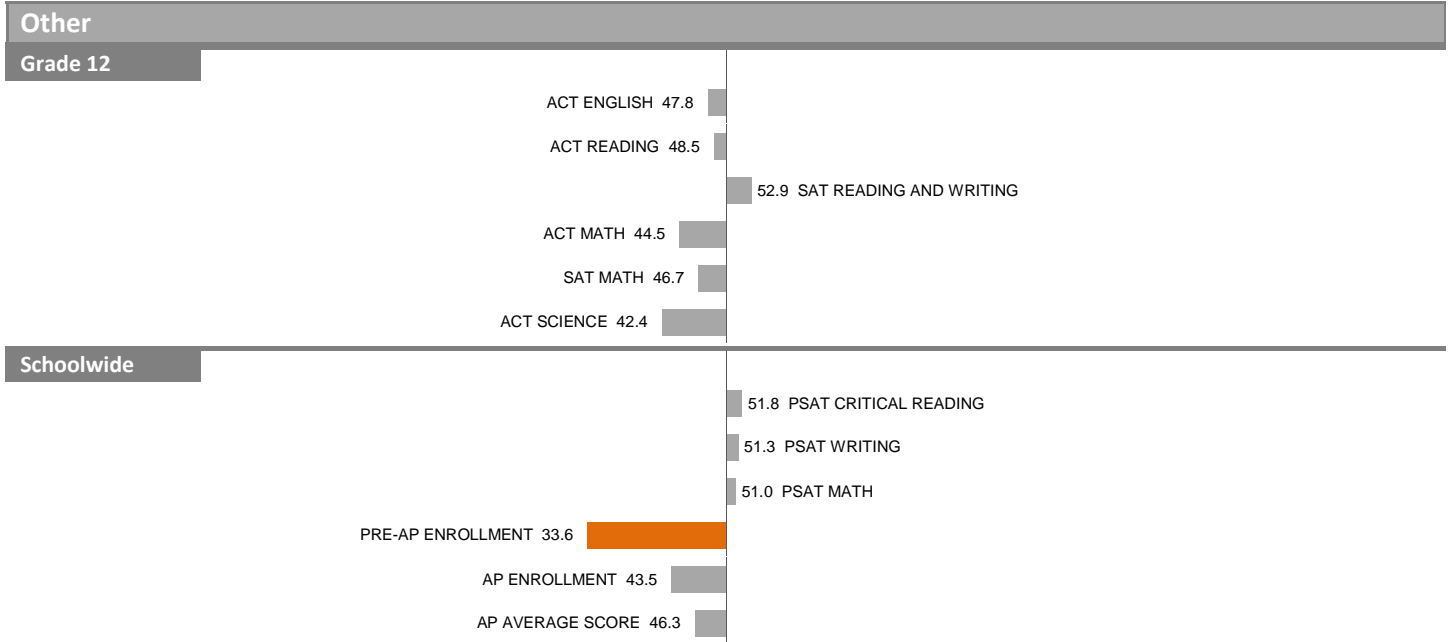
NOTES: "Overall SEI" has an average of 50 and standard deviation of 5; the range for an "average" overall SEI is 45 to 55. Component SEIs (e.g. Grade 5 STAAR READING or PSAT WRITING) each have an average of 50 and standard deviation of 10; the range for an "average" component SEI is 40 to 60. Component SEIs are computed only if at least eight tests are included.

# 2016-17 School Effectiveness Index (SEI) Detail

25--SKYLINE HIGH SCHOOL

Overall SEI: 47.6

State accountability rating: Met Standard



NOTES: "Overall SEI" has an average of 50 and standard deviation of 5; the range for an "average" overall SEI is 45 to 55. Component SEIs (e.g. Grade 5 STAAR READING or PSAT WRITING) each have an average of 50 and standard deviation of 10; the range for an "average" component SEI is 40 to 60. Component SEIs are computed only if at least eight tests are included.

# 2016-17 School Effectiveness Index (SEI) Detail

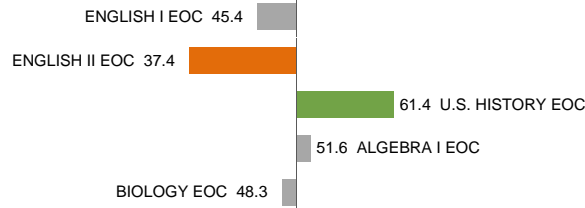
28-EMMETT J. CONRAD HIGH SCHOOL

Overall SEI: 48.8

State accountability rating: Met Standard

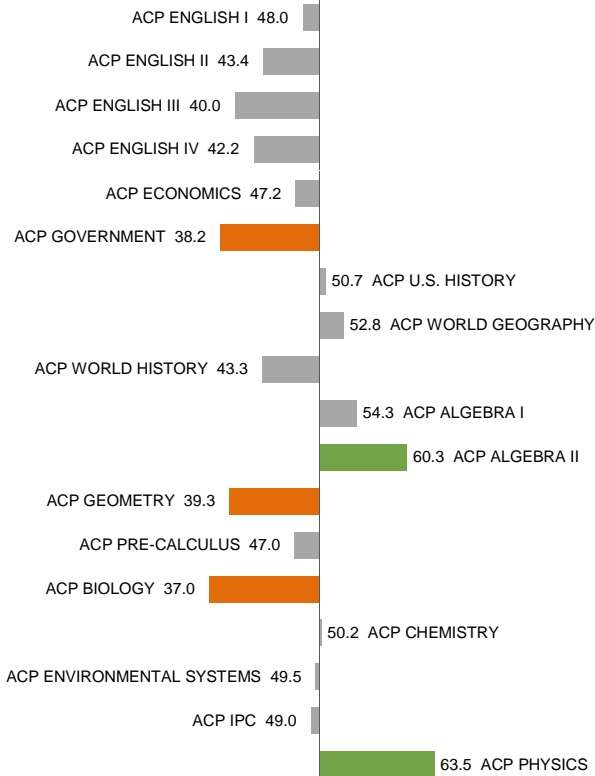
## STAAR

### Schoolwide



## Core ACP

### Schoolwide



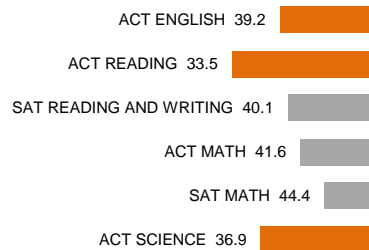
## Other ACP

### Schoolwide



## Other

### Grade 12



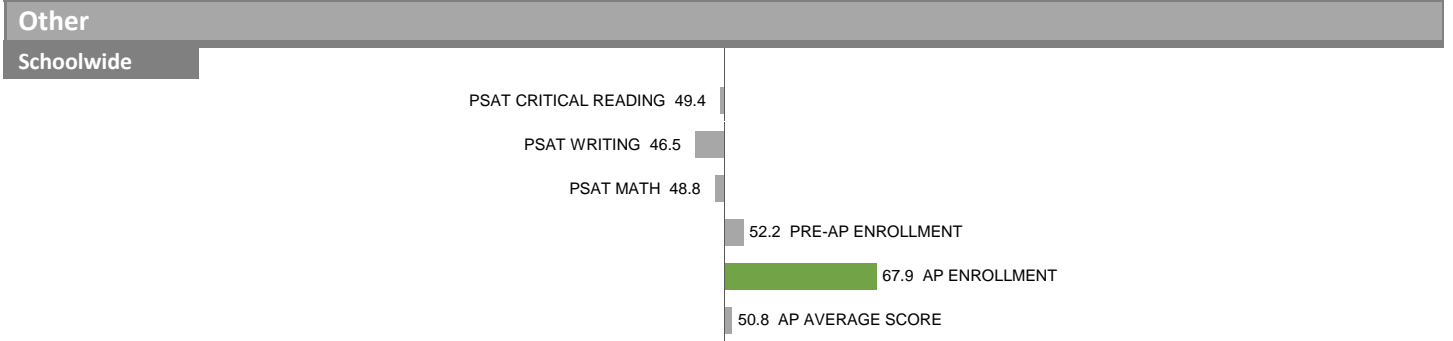
NOTES: "Overall SEI" has an average of 50 and standard deviation of 5; the range for an "average" overall SEI is 45 to 55. Component SEIs (e.g. Grade 5 STAAR READING or PSAT WRITING) each have an average of 50 and standard deviation of 10; the range for an "average" component SEI is 40 to 60. Component SEIs are computed only if at least eight tests are included.

# 2016-17 School Effectiveness Index (SEI) Detail

28-EMMETT J. CONRAD HIGH SCHOOL

Overall SEI: 48.8

State accountability rating: Met Standard



NOTES: "Overall SEI" has an average of 50 and standard deviation of 5; the range for an "average" overall SEI is 45 to 55. Component SEIs (e.g. Grade 5 STAAR READING or PSAT WRITING) each have an average of 50 and standard deviation of 10; the range for an "average" component SEI is 40 to 60. Component SEIs are computed only if at least eight tests are included.



# 2016-17 School Effectiveness Index (SEI) Detail

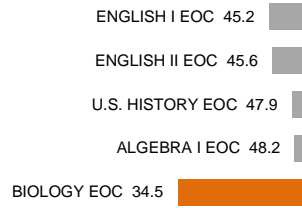
32-JAMES MADISON HIGH SCHOOL

Overall SEI: 46.1

State accountability rating: Improvement Required

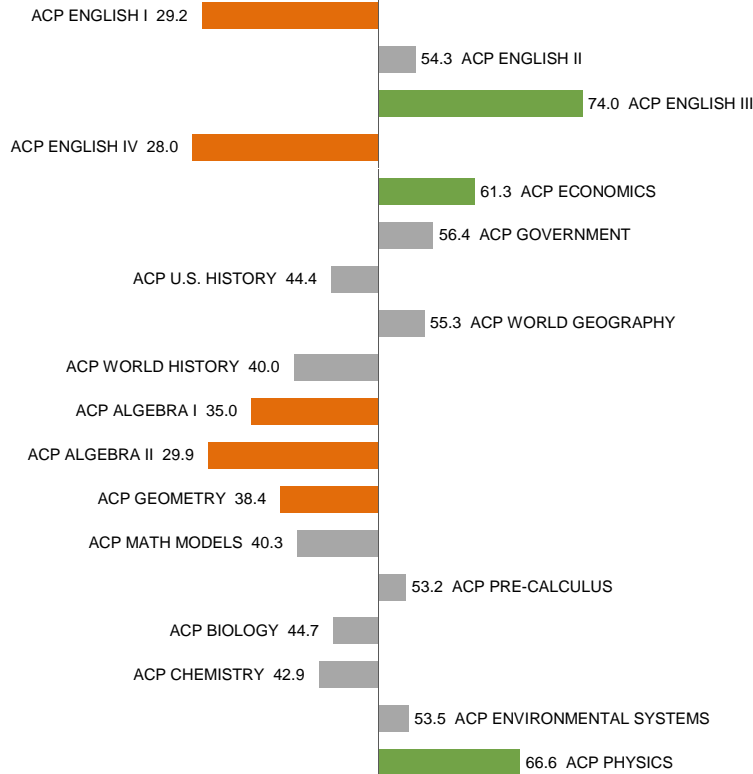
## STAAR

### Schoolwide



## Core ACP

### Schoolwide




## Other ACP

### Schoolwide



## Other

### Grade 12




NOTES: "Overall SEI" has an average of 50 and standard deviation of 5; the range for an "average" overall SEI is 45 to 55. Component SEIs (e.g. Grade 5 STAAR READING or PSAT WRITING) each have an average of 50 and standard deviation of 10; the range for an "average" component SEI is 40 to 60. Component SEIs are computed only if at least eight tests are included.

# 2016-17 School Effectiveness Index (SEI) Detail

32-JAMES MADISON HIGH SCHOOL

Overall SEI: 46.1

State accountability rating: Improvement Required



NOTES: "Overall SEI" has an average of 50 and standard deviation of 5; the range for an "average" overall SEI is 45 to 55. Component SEIs (e.g. Grade 5 STAAR READING or PSAT WRITING) each have an average of 50 and standard deviation of 10; the range for an "average" component SEI is 40 to 60. Component SEIs are computed only if at least eight tests are included.

# 2016-17 School Effectiveness Index (SEI) Detail

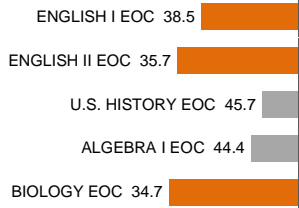
380-WILMER-HUTCHINS HIGH SCHOOL

Overall SEI: 41.2

State accountability rating: Met Standard

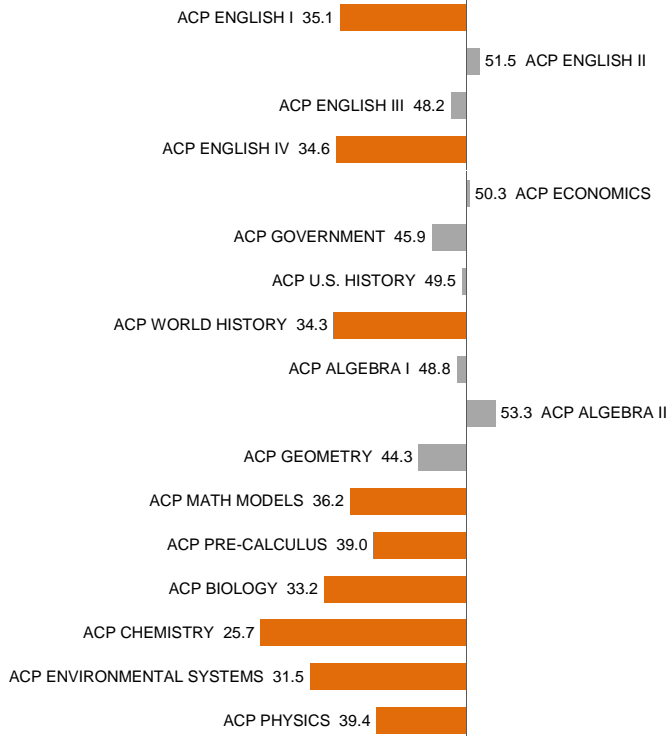
## STAAR

### Schoolwide



## Core ACP

### Schoolwide




## Other ACP

### Schoolwide



## Other

### Grade 12



NOTES: "Overall SEI" has an average of 50 and standard deviation of 5; the range for an "average" overall SEI is 45 to 55. Component SEIs (e.g. Grade 5 STAAR READING or PSAT WRITING) each have an average of 50 and standard deviation of 10; the range for an "average" component SEI is 40 to 60. Component SEIs are computed only if at least eight tests are included.

# 2016-17 School Effectiveness Index (SEI) Detail

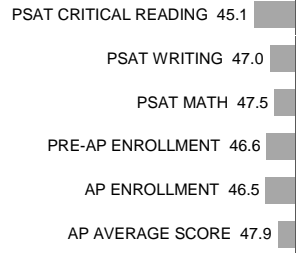
380-WILMER-HUTCHINS HIGH SCHOOL

Overall SEI: 41.2

State accountability rating: Met Standard

## Other

### Schoolwide




NOTES: "Overall SEI" has an average of 50 and standard deviation of 5; the range for an "average" overall SEI is 45 to 55. Component SEIs (e.g. Grade 5 STAAR READING or PSAT WRITING) each have an average of 50 and standard deviation of 10; the range for an "average" component SEI is 40 to 60. Component SEIs are computed only if at least eight tests are included.

# 2016-17 School Effectiveness Index (SEI) Detail

389-JOHN L. PATTON, JR. ACADEMIC CENTER

Overall SEI: 45.0

State accountability rating: Met Alternative Standard



NOTES: "Overall SEI" has an average of 50 and standard deviation of 5; the range for an "average" overall SEI is 45 to 55. Component SEIs (e.g. Grade 5 STAAR READING or PSAT WRITING) each have an average of 50 and standard deviation of 10; the range for an "average" component SEI is 40 to 60. Component SEIs are computed only if at least eight tests are included.