


# 2016-17 School Effectiveness Index (SEI) Detail

42–WILLIAM H. ATWELL MIDDLE SCHOOL

Overall SEI: 42.8

State accountability rating: Met Standard



NOTES: "Overall SEI" has an average of 50 and standard deviation of 5; the range for an "average" overall SEI is 45 to 55. Component SEIs (e.g. Grade 5 STAAR READING or PSAT WRITING) each have an average of 50 and standard deviation of 10; the range for an "average" component SEI is 40 to 60. Component SEIs are computed only if at least eight tests are included.

# 2016-17 School Effectiveness Index (SEI) Detail

42-WILLIAM H. ATWELL MIDDLE SCHOOL

Overall SEI: 42.8

State accountability rating: Met Standard

Other

Schoolwide

PRE-HONORS ENROLLMENT 49.6


NOTES: "Overall SEI" has an average of 50 and standard deviation of 5; the range for an "average" overall SEI is 45 to 55. Component SEIs (e.g. Grade 5 STAAR READING or PSAT WRITING) each have an average of 50 and standard deviation of 10; the range for an "average" component SEI is 40 to 60. Component SEIs are computed only if at least eight tests are included.

# 2016-17 School Effectiveness Index (SEI) Detail

43--T.W. BROWNE MIDDLE SCHOOL

Overall SEI: 61.7

State accountability rating: Met Standard



NOTES: "Overall SEI" has an average of 50 and standard deviation of 5; the range for an "average" overall SEI is 45 to 55. Component SEIs (e.g. Grade 5 STAAR READING or PSAT WRITING) each have an average of 50 and standard deviation of 10; the range for an "average" component SEI is 40 to 60. Component SEIs are computed only if at least eight tests are included.

# 2016-17 School Effectiveness Index (SEI) Detail

43-T.W. BROWNE MIDDLE SCHOOL

Overall SEI: 61.7

State accountability rating: Met Standard

Other	
Schoolwide	58.3 PRE-HONORS ENROLLMENT

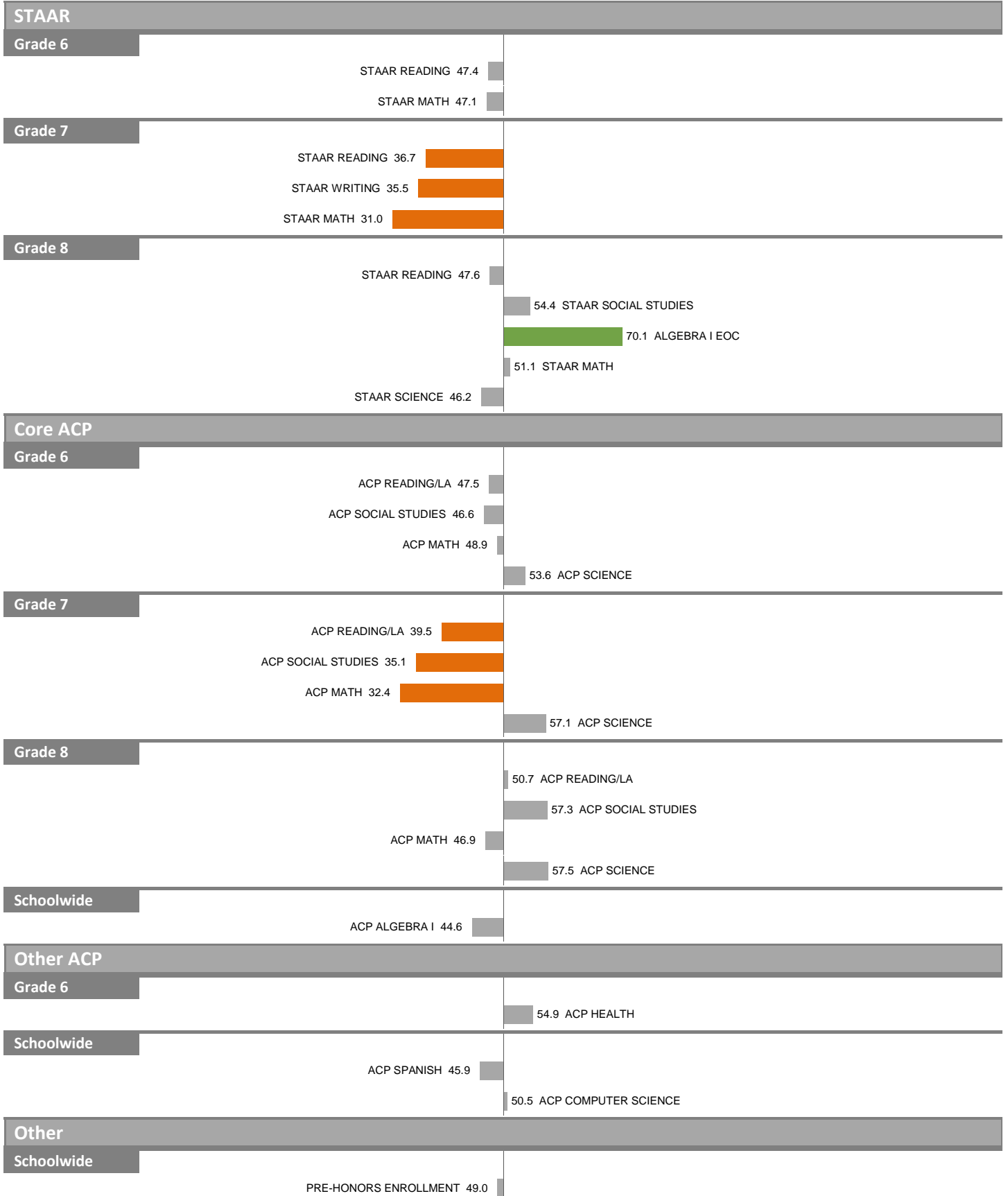
NOTES: "Overall SEI" has an average of 50 and standard deviation of 5; the range for an "average" overall SEI is 45 to 55. Component SEIs (e.g. Grade 5 STAAR READING or PSAT WRITING) each have an average of 50 and standard deviation of 10; the range for an "average" component SEI is 40 to 60. Component SEIs are computed only if at least eight tests are included.

# 2016-17 School Effectiveness Index (SEI) Detail

44-E.H. CARY MIDDLE SCHOOL

Overall SEI: 47.2

State accountability rating: Met Standard




NOTES: "Overall SEI" has an average of 50 and standard deviation of 5; the range for an "average" overall SEI is 45 to 55. Component SEIs (e.g. Grade 5 STAAR READING or PSAT WRITING) each have an average of 50 and standard deviation of 10; the range for an "average" component SEI is 40 to 60. Component SEIs are computed only if at least eight tests are included.

# 2016-17 School Effectiveness Index (SEI) Detail

45--E.B. COMSTOCK MIDDLE SCHOOL

Overall SEI: 47.1

State accountability rating: Met Standard



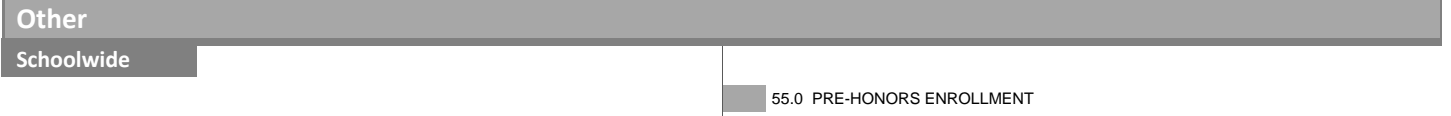
NOTES: "Overall SEI" has an average of 50 and standard deviation of 5; the range for an "average" overall SEI is 45 to 55. Component SEIs (e.g. Grade 5 STAAR READING or PSAT WRITING) each have an average of 50 and standard deviation of 10; the range for an "average" component SEI is 40 to 60. Component SEIs are computed only if at least eight tests are included.

# 2016-17 School Effectiveness Index (SEI) Detail

45-E.B. COMSTOCK MIDDLE SCHOOL

Overall SEI: 47.1

State accountability rating: Met Standard




NOTES: "Overall SEI" has an average of 50 and standard deviation of 5; the range for an "average" overall SEI is 45 to 55. Component SEIs (e.g. Grade 5 STAAR READING or PSAT WRITING) each have an average of 50 and standard deviation of 10; the range for an "average" component SEI is 40 to 60. Component SEIs are computed only if at least eight tests are included.

# 2016-17 School Effectiveness Index (SEI) Detail

46--YOUNG MEN'S LEADERSHIP ACADEMY AT FRED F. FLORENCE MIDDLE SCHOOL

Overall SEI: 46.1

State accountability rating: Met Standard



NOTES: "Overall SEI" has an average of 50 and standard deviation of 5; the range for an "average" overall SEI is 45 to 55. Component SEIs (e.g. Grade 5 STAAR READING or PSAT WRITING) each have an average of 50 and standard deviation of 10; the range for an "average" component SEI is 40 to 60. Component SEIs are computed only if at least eight tests are included.



# 2016-17 School Effectiveness Index (SEI) Detail

46--YOUNG MEN'S LEADERSHIP ACADEMY AT FRED F. FLORENCE MIDDLE SCHOOL

Overall SEI: 46.1

State accountability rating: Met Standard

Other

Schoolwide

51.5 PRE-HONORS ENROLLMENT


NOTES: "Overall SEI" has an average of 50 and standard deviation of 5; the range for an "average" overall SEI is 45 to 55. Component SEIs (e.g. Grade 5 STAAR READING or PSAT WRITING) each have an average of 50 and standard deviation of 10; the range for an "average" component SEI is 40 to 60. Component SEIs are computed only if at least eight tests are included.

# 2016-17 School Effectiveness Index (SEI) Detail

47-BENJAMIN FRANKLIN MIDDLE SCHOOL

Overall SEI: 49.6

State accountability rating: Met Standard



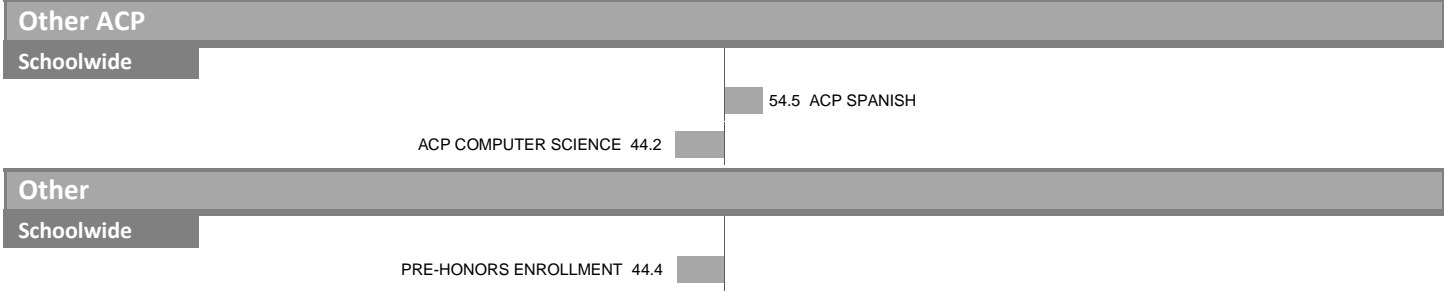
NOTES: "Overall SEI" has an average of 50 and standard deviation of 5; the range for an "average" overall SEI is 45 to 55. Component SEIs (e.g. Grade 5 STAAR READING or PSAT WRITING) each have an average of 50 and standard deviation of 10; the range for an "average" component SEI is 40 to 60. Component SEIs are computed only if at least eight tests are included.

# 2016-17 School Effectiveness Index (SEI) Detail

47-BENJAMIN FRANKLIN MIDDLE SCHOOL

Overall SEI: 49.6

State accountability rating: Met Standard



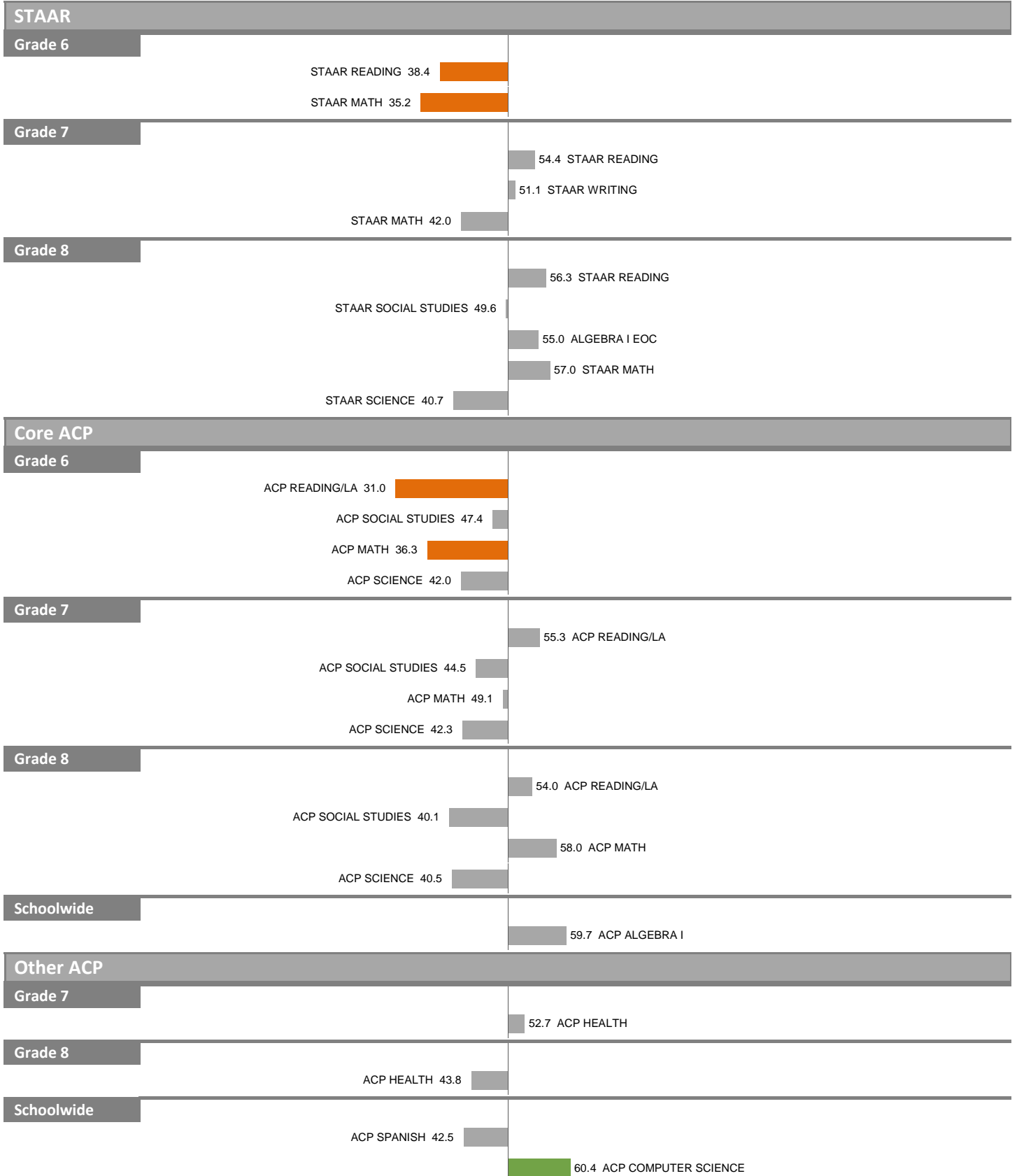
NOTES: "Overall SEI" has an average of 50 and standard deviation of 5; the range for an "average" overall SEI is 45 to 55. Component SEIs (e.g. Grade 5 STAAR READING or PSAT WRITING) each have an average of 50 and standard deviation of 10; the range for an "average" component SEI is 40 to 60. Component SEIs are computed only if at least eight tests are included.

# 2016-17 School Effectiveness Index (SEI) Detail

48-W.H. GASTON MIDDLE SCHOOL

Overall SEI: 47.7

State accountability rating: Met Standard



NOTES: "Overall SEI" has an average of 50 and standard deviation of 5; the range for an "average" overall SEI is 45 to 55. Component SEIs (e.g. Grade 5 STAAR READING or PSAT WRITING) each have an average of 50 and standard deviation of 10; the range for an "average" component SEI is 40 to 60. Component SEIs are computed only if at least eight tests are included.

# 2016-17 School Effectiveness Index (SEI) Detail

48-W.H. GASTON MIDDLE SCHOOL

Overall SEI: 47.7

State accountability rating: Met Standard

Other

Schoolwide

PRE-HONORS ENROLLMENT 46.8

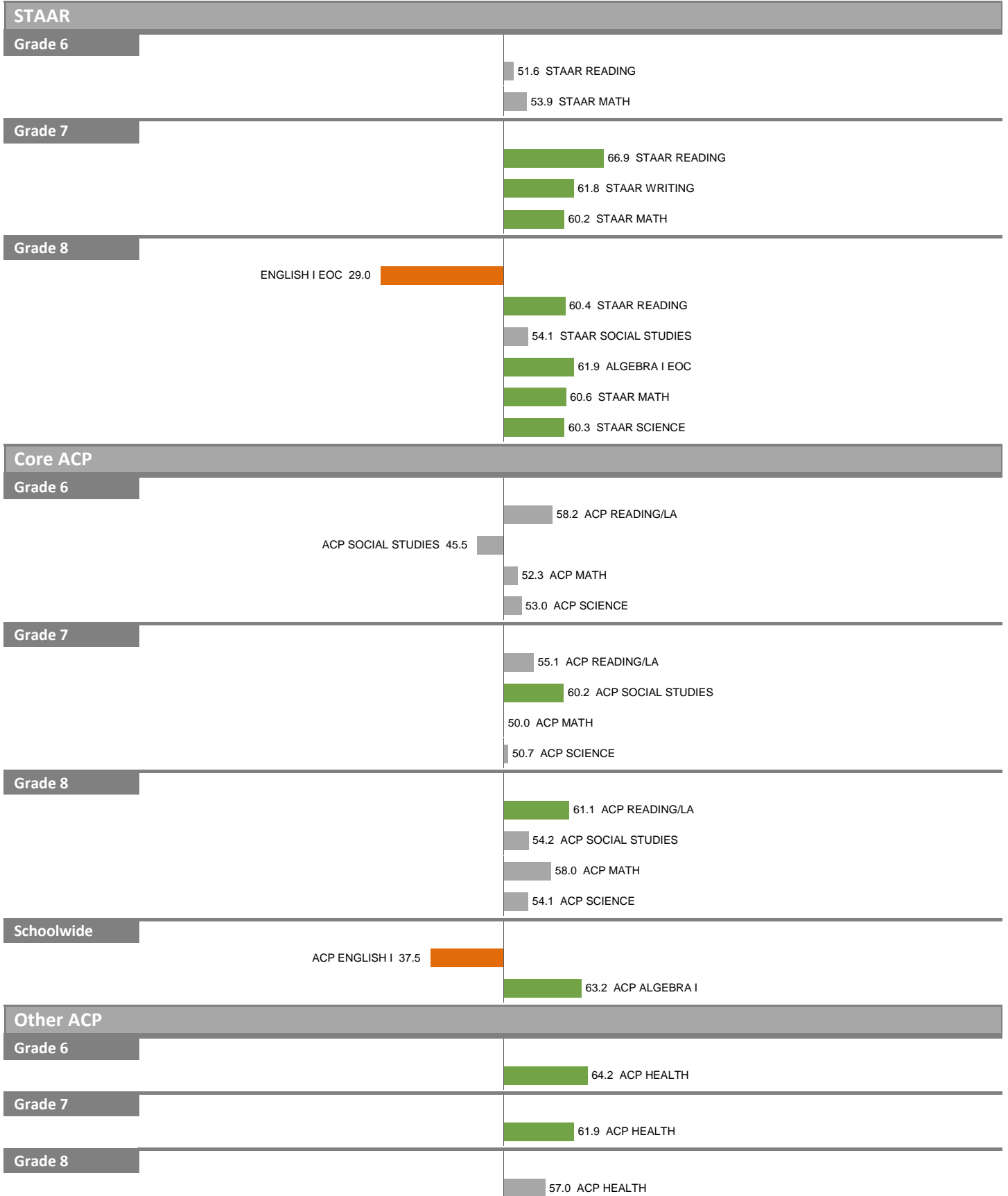
NOTES: "Overall SEI" has an average of 50 and standard deviation of 5; the range for an "average" overall SEI is 45 to 55. Component SEIs (e.g. Grade 5 STAAR READING or PSAT WRITING) each have an average of 50 and standard deviation of 10; the range for an "average" component SEI is 40 to 60. Component SEIs are computed only if at least eight tests are included.

# 2016-17 School Effectiveness Index (SEI) Detail

49--W.E. GREINER MIDDLE SCHOOL

Overall SEI: 55.1

State accountability rating: Met Standard



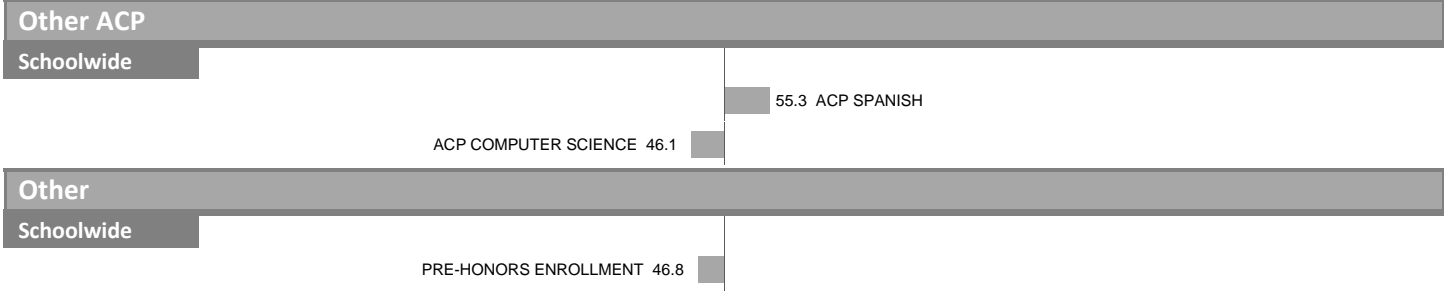
NOTES: "Overall SEI" has an average of 50 and standard deviation of 5; the range for an "average" overall SEI is 45 to 55. Component SEIs (e.g. Grade 5 STAAR READING or PSAT WRITING) each have an average of 50 and standard deviation of 10; the range for an "average" component SEI is 40 to 60. Component SEIs are computed only if at least eight tests are included.

# 2016-17 School Effectiveness Index (SEI) Detail

49-W.E. GREINER MIDDLE SCHOOL

Overall SEI: 55.1

State accountability rating: Met Standard



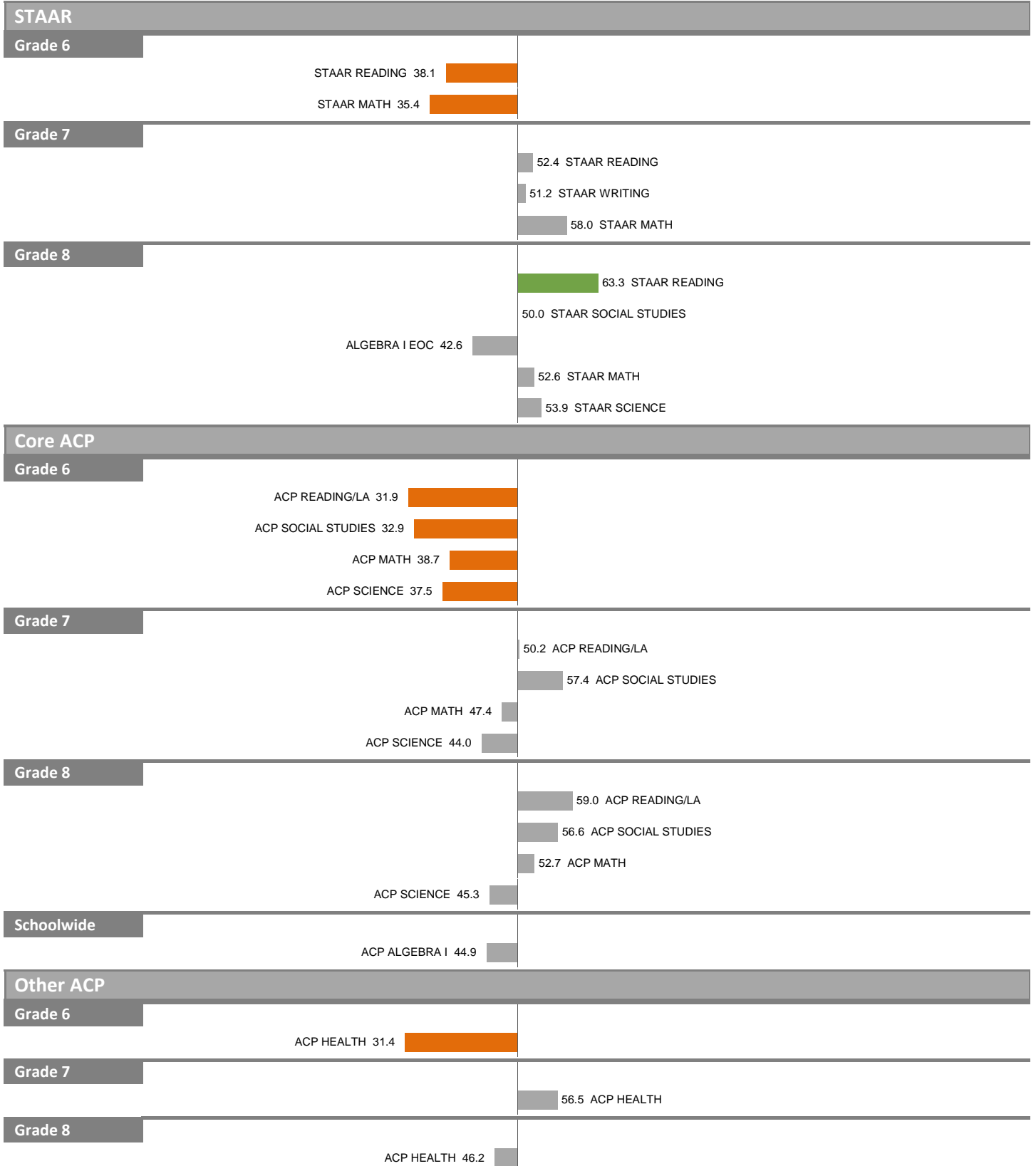
NOTES: "Overall SEI" has an average of 50 and standard deviation of 5; the range for an "average" overall SEI is 45 to 55. Component SEIs (e.g. Grade 5 STAAR READING or PSAT WRITING) each have an average of 50 and standard deviation of 10; the range for an "average" component SEI is 40 to 60. Component SEIs are computed only if at least eight tests are included.

# 2016-17 School Effectiveness Index (SEI) Detail

50-ROBERT T. HILL MIDDLE SCHOOL

Overall SEI: 49.2

State accountability rating: Met Standard



NOTES: "Overall SEI" has an average of 50 and standard deviation of 5; the range for an "average" overall SEI is 45 to 55. Component SEIs (e.g. Grade 5 STAAR READING or PSAT WRITING) each have an average of 50 and standard deviation of 10; the range for an "average" component SEI is 40 to 60. Component SEIs are computed only if at least eight tests are included.



# 2016-17 School Effectiveness Index (SEI) Detail


50-ROBERT T. HILL MIDDLE SCHOOL


Overall SEI: 49.2

State accountability rating: Met Standard

## Other ACP

### Schoolwide

ACP SPANISH 34.9 

ACP COMPUTER SCIENCE 46.7 

## Other

### Schoolwide

55.1 PRE-HONORS ENROLLMENT 

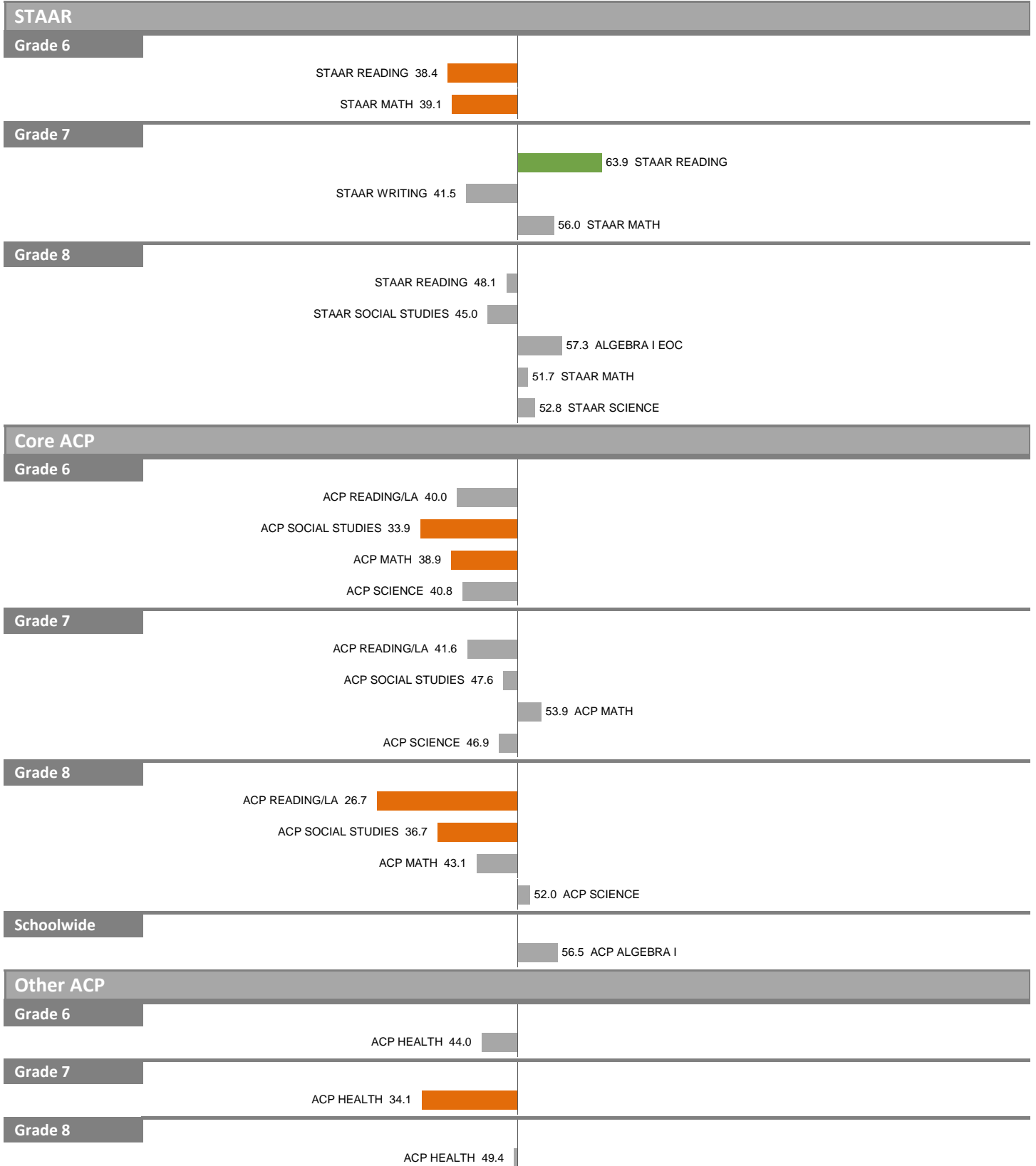
NOTES: "Overall SEI" has an average of 50 and standard deviation of 5; the range for an "average" overall SEI is 45 to 55. Component SEIs (e.g. Grade 5 STAAR READING or PSAT WRITING) each have an average of 50 and standard deviation of 10; the range for an "average" component SEI is 40 to 60. Component SEIs are computed only if at least eight tests are included.

# 2016-17 School Effectiveness Index (SEI) Detail

51-OLIVER W. HOLMES MIDDLE SCHOOL

Overall SEI: 46.3

State accountability rating: Met Standard



NOTES: "Overall SEI" has an average of 50 and standard deviation of 5; the range for an "average" overall SEI is 45 to 55. Component SEIs (e.g. Grade 5 STAAR READING or PSAT WRITING) each have an average of 50 and standard deviation of 10; the range for an "average" component SEI is 40 to 60. Component SEIs are computed only if at least eight tests are included.

# 2016-17 School Effectiveness Index (SEI) Detail

51-OLIVER W. HOLMES MIDDLE SCHOOL

Overall SEI: 46.3

State accountability rating: Met Standard

## Other ACP

### Schoolwide

ACP SPANISH 38.6



ACP COMPUTER SCIENCE 48.8



## Other

### Schoolwide

PRE-HONORS ENROLLMENT 46.1




NOTES: "Overall SEI" has an average of 50 and standard deviation of 5; the range for an "average" overall SEI is 45 to 55. Component SEIs (e.g. Grade 5 STAAR READING or PSAT WRITING) each have an average of 50 and standard deviation of 10; the range for an "average" component SEI is 40 to 60. Component SEIs are computed only if at least eight tests are included.

# 2016-17 School Effectiveness Index (SEI) Detail

52–PIEDMONT GLOBAL ACADEMY MIDDLE SCHOOL

Overall SEI: 48.7

State accountability rating: Met Standard



NOTES: "Overall SEI" has an average of 50 and standard deviation of 5; the range for an "average" overall SEI is 45 to 55. Component SEIs (e.g. Grade 5 STAAR READING or PSAT WRITING) each have an average of 50 and standard deviation of 10; the range for an "average" component SEI is 40 to 60. Component SEIs are computed only if at least eight tests are included.

# 2016-17 School Effectiveness Index (SEI) Detail

52–PIEDMONT GLOBAL ACADEMY MIDDLE SCHOOL

Overall SEI: 48.7

State accountability rating: Met Standard

Other

Schoolwide

PRE-HONORS ENROLLMENT 42.7

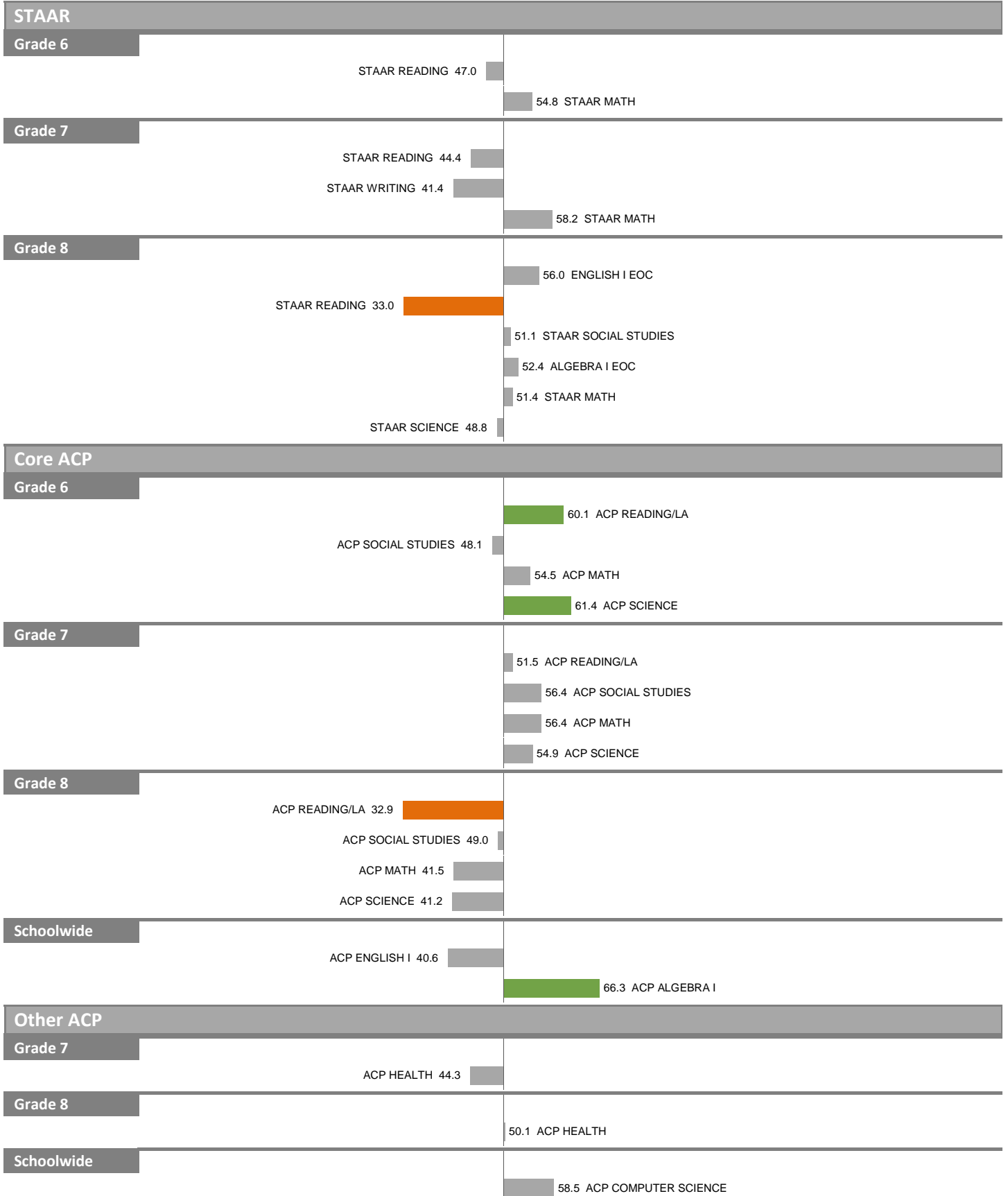
NOTES: "Overall SEI" has an average of 50 and standard deviation of 5; the range for an "average" overall SEI is 45 to 55. Component SEIs (e.g. Grade 5 STAAR READING or PSAT WRITING) each have an average of 50 and standard deviation of 10; the range for an "average" component SEI is 40 to 60. Component SEIs are computed only if at least eight tests are included.

# 2016-17 School Effectiveness Index (SEI) Detail

53--J.L. LONG MIDDLE SCHOOL

Overall SEI: 49.4

State accountability rating: Met Standard



NOTES: "Overall SEI" has an average of 50 and standard deviation of 5; the range for an "average" overall SEI is 45 to 55. Component SEIs (e.g. Grade 5 STAAR READING or PSAT WRITING) each have an average of 50 and standard deviation of 10; the range for an "average" component SEI is 40 to 60. Component SEIs are computed only if at least eight tests are included.

# 2016-17 School Effectiveness Index (SEI) Detail

53--J.L. LONG MIDDLE SCHOOL

Overall SEI: 49.4

State accountability rating: Met Standard

Other	
Schoolwide	59.8 PRE-HONORS ENROLLMENT


NOTES: "Overall SEI" has an average of 50 and standard deviation of 5; the range for an "average" overall SEI is 45 to 55. Component SEIs (e.g. Grade 5 STAAR READING or PSAT WRITING) each have an average of 50 and standard deviation of 10; the range for an "average" component SEI is 40 to 60. Component SEIs are computed only if at least eight tests are included.

# 2016-17 School Effectiveness Index (SEI) Detail

54-THOMAS C. MARSH PREPARATORY ACADEMY

Overall SEI: 48.2

State accountability rating: Met Standard



NOTES: "Overall SEI" has an average of 50 and standard deviation of 5; the range for an "average" overall SEI is 45 to 55. Component SEIs (e.g. Grade 5 STAAR READING or PSAT WRITING) each have an average of 50 and standard deviation of 10; the range for an "average" component SEI is 40 to 60. Component SEIs are computed only if at least eight tests are included.



# 2016-17 School Effectiveness Index (SEI) Detail

54—THOMAS C. MARSH PREPARATORY ACADEMY

Overall SEI: 48.2

State accountability rating: Met Standard

Other

Schoolwide

PRE-HONORS ENROLLMENT 40.9


NOTES: "Overall SEI" has an average of 50 and standard deviation of 5; the range for an "average" overall SEI is 45 to 55. Component SEIs (e.g. Grade 5 STAAR READING or PSAT WRITING) each have an average of 50 and standard deviation of 10; the range for an "average" component SEI is 40 to 60. Component SEIs are computed only if at least eight tests are included.

# 2016-17 School Effectiveness Index (SEI) Detail

55-T.J. RUSK MIDDLE SCHOOL

Overall SEI: 40.3

State accountability rating: Improvement Required




NOTES: "Overall SEI" has an average of 50 and standard deviation of 5; the range for an "average" overall SEI is 45 to 55. Component SEIs (e.g. Grade 5 STAAR READING or PSAT WRITING) each have an average of 50 and standard deviation of 10; the range for an "average" component SEI is 40 to 60. Component SEIs are computed only if at least eight tests are included.

# 2016-17 School Effectiveness Index (SEI) Detail

55-T.J. RUSK MIDDLE SCHOOL

Overall SEI: 40.3

State accountability rating: Improvement Required



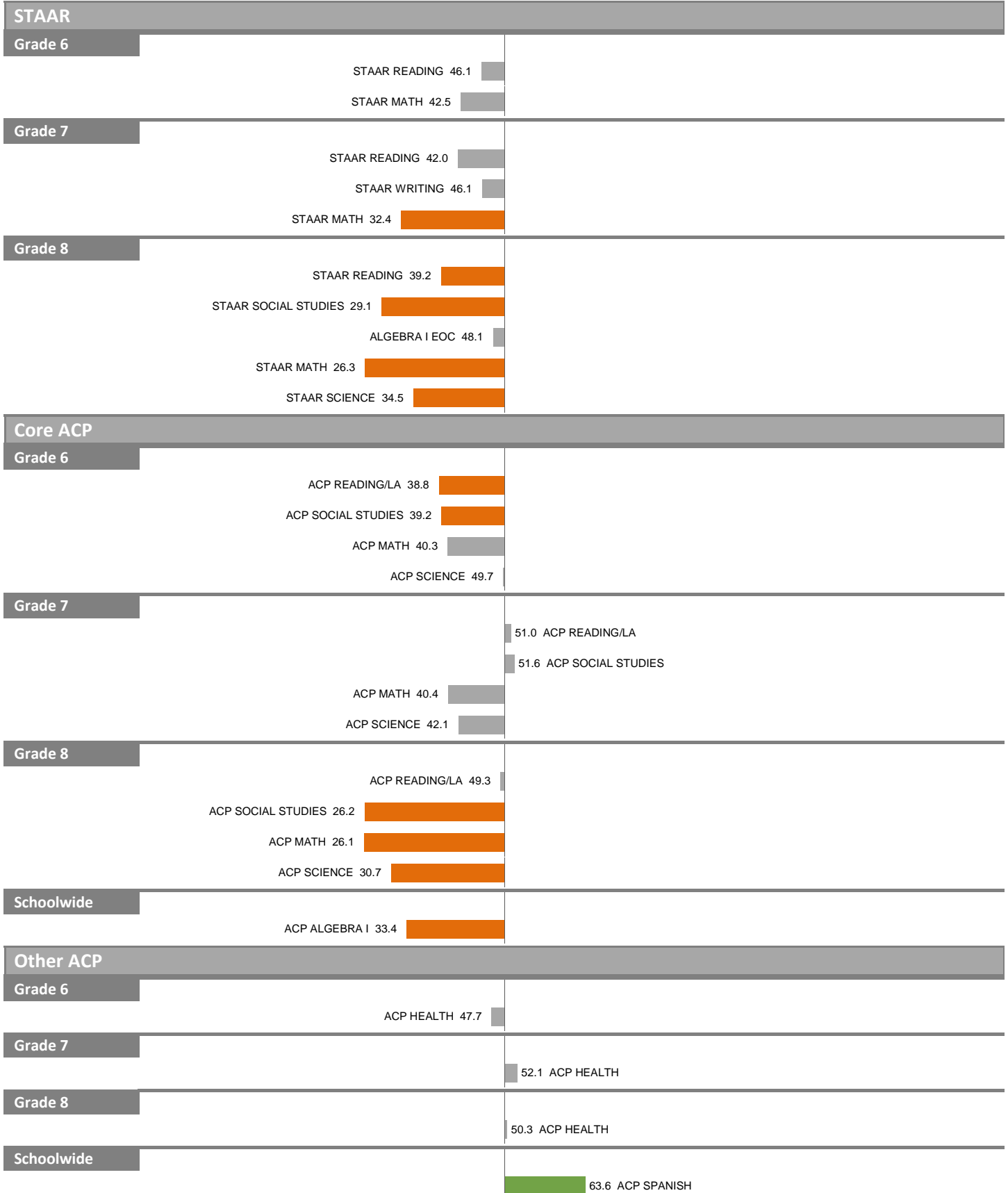
NOTES: "Overall SEI" has an average of 50 and standard deviation of 5; the range for an "average" overall SEI is 45 to 55. Component SEIs (e.g. Grade 5 STAAR READING or PSAT WRITING) each have an average of 50 and standard deviation of 10; the range for an "average" component SEI is 40 to 60. Component SEIs are computed only if at least eight tests are included.

# 2016-17 School Effectiveness Index (SEI) Detail

56-EWELL D. WALKER MIDDLE SCHOOL

Overall SEI: 41.1

State accountability rating: Met Standard



NOTES: "Overall SEI" has an average of 50 and standard deviation of 5; the range for an "average" overall SEI is 45 to 55. Component SEIs (e.g. Grade 5 STAAR READING or PSAT WRITING) each have an average of 50 and standard deviation of 10; the range for an "average" component SEI is 40 to 60. Component SEIs are computed only if at least eight tests are included.

# 2016-17 School Effectiveness Index (SEI) Detail

56-EWELL D. WALKER MIDDLE SCHOOL

Overall SEI: 41.1

State accountability rating: Met Standard

Other

Schoolwide

90.4 PRE-HONORS ENROLLMENT


NOTES: "Overall SEI" has an average of 50 and standard deviation of 5; the range for an "average" overall SEI is 45 to 55. Component SEIs (e.g. Grade 5 STAAR READING or PSAT WRITING) each have an average of 50 and standard deviation of 10; the range for an "average" component SEI is 40 to 60. Component SEIs are computed only if at least eight tests are included.

# 2016-17 School Effectiveness Index (SEI) Detail

58--ALEX W. SPENCE MIDDLE SCHOOL

Overall SEI: 48.6

State accountability rating: Met Standard




NOTES: "Overall SEI" has an average of 50 and standard deviation of 5; the range for an "average" overall SEI is 45 to 55. Component SEIs (e.g. Grade 5 STAAR READING or PSAT WRITING) each have an average of 50 and standard deviation of 10; the range for an "average" component SEI is 40 to 60. Component SEIs are computed only if at least eight tests are included.

# 2016-17 School Effectiveness Index (SEI) Detail

59--L.V. STOCKARD MIDDLE SCHOOL

Overall SEI: 50.7

State accountability rating: Met Standard



NOTES: "Overall SEI" has an average of 50 and standard deviation of 5; the range for an "average" overall SEI is 45 to 55. Component SEIs (e.g. Grade 5 STAAR READING or PSAT WRITING) each have an average of 50 and standard deviation of 10; the range for an "average" component SEI is 40 to 60. Component SEIs are computed only if at least eight tests are included.

# 2016-17 School Effectiveness Index (SEI) Detail

59--L.V. STOCKARD MIDDLE SCHOOL

Overall SEI: 50.7

State accountability rating: Met Standard

## Other ACP

### Schoolwide

55.4 ACP SPANISH

50.0 ACP COMPUTER SCIENCE

## Other

### Schoolwide

PRE-HONORS ENROLLMENT 37.0

NOTES: "Overall SEI" has an average of 50 and standard deviation of 5; the range for an "average" overall SEI is 45 to 55. Component SEIs (e.g. Grade 5 STAAR READING or PSAT WRITING) each have an average of 50 and standard deviation of 10; the range for an "average" component SEI is 40 to 60. Component SEIs are computed only if at least eight tests are included.




# 2016-17 School Effectiveness Index (SEI) Detail

60-BOUDE STOREY MIDDLE SCHOOL

Overall SEI: 49.0

State accountability rating: Met Standard



NOTES: "Overall SEI" has an average of 50 and standard deviation of 5; the range for an "average" overall SEI is 45 to 55. Component SEIs (e.g. Grade 5 STAAR READING or PSAT WRITING) each have an average of 50 and standard deviation of 10; the range for an "average" component SEI is 40 to 60. Component SEIs are computed only if at least eight tests are included.

# 2016-17 School Effectiveness Index (SEI) Detail

60-BOUDE STOREY MIDDLE SCHOOL

Overall SEI: 49.0

State accountability rating: Met Standard

Other

Schoolwide

PRE-HONORS ENROLLMENT 43.3

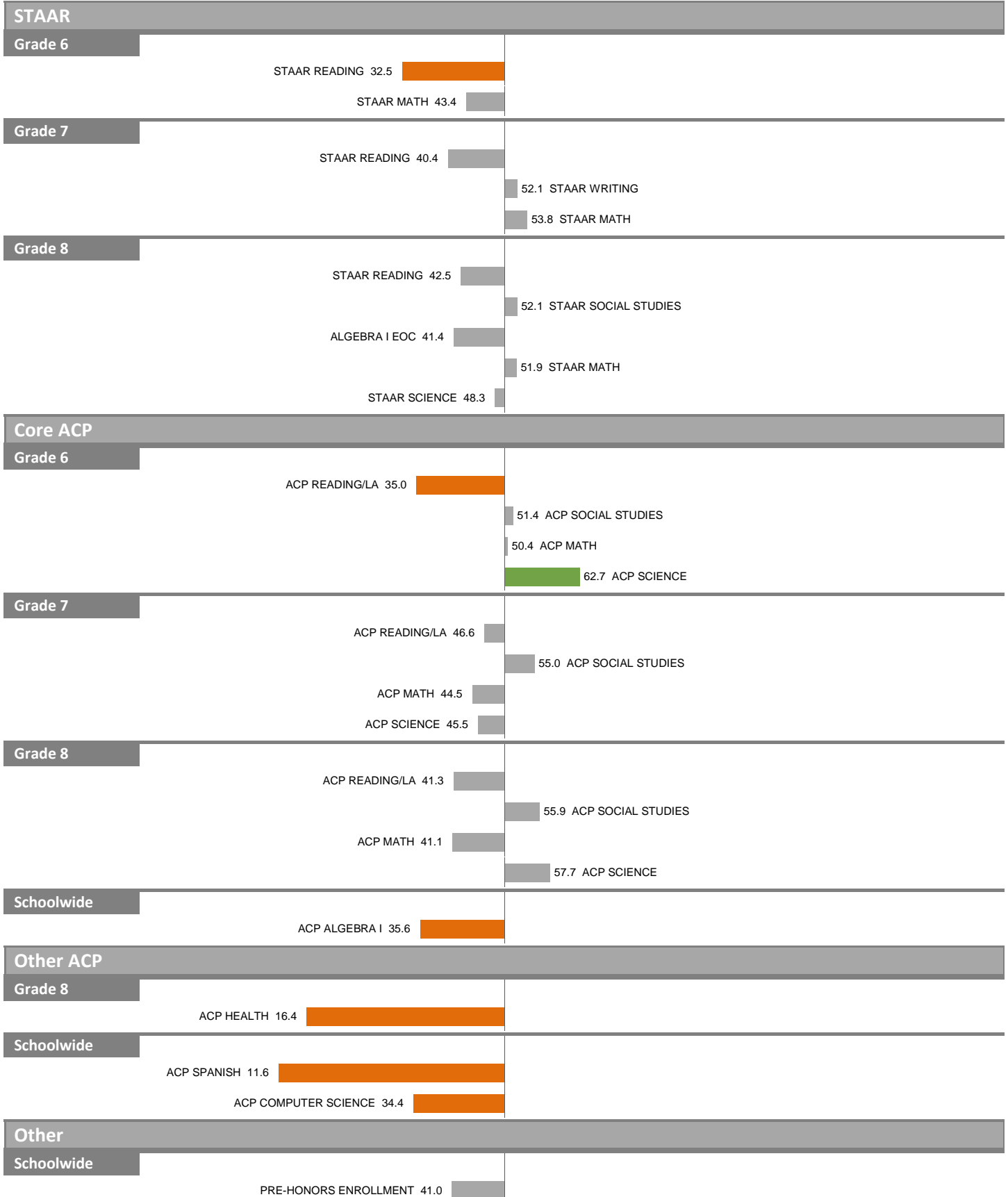
NOTES: "Overall SEI" has an average of 50 and standard deviation of 5; the range for an "average" overall SEI is 45 to 55. Component SEIs (e.g. Grade 5 STAAR READING or PSAT WRITING) each have an average of 50 and standard deviation of 10; the range for an "average" component SEI is 40 to 60. Component SEIs are computed only if at least eight tests are included.

# 2016-17 School Effectiveness Index (SEI) Detail

62-BILLY EARL DADE MIDDLE SCHOOL

Overall SEI: 46.1

State accountability rating: Met Standard




NOTES: "Overall SEI" has an average of 50 and standard deviation of 5; the range for an "average" overall SEI is 45 to 55. Component SEIs (e.g. Grade 5 STAAR READING or PSAT WRITING) each have an average of 50 and standard deviation of 10; the range for an "average" component SEI is 40 to 60. Component SEIs are computed only if at least eight tests are included.

# 2016-17 School Effectiveness Index (SEI) Detail

68–RAUL QUINTANILLA, SR. MIDDLE SCHOOL

Overall SEI: 54.7

State accountability rating: Met Standard




NOTES: "Overall SEI" has an average of 50 and standard deviation of 5; the range for an "average" overall SEI is 45 to 55. Component SEIs (e.g. Grade 5 STAAR READING or PSAT WRITING) each have an average of 50 and standard deviation of 10; the range for an "average" component SEI is 40 to 60. Component SEIs are computed only if at least eight tests are included.

# 2016-17 School Effectiveness Index (SEI) Detail

69–SEAGOVILLE MIDDLE SCHOOL

Overall SEI: 48.2

State accountability rating: Met Standard



NOTES: "Overall SEI" has an average of 50 and standard deviation of 5; the range for an "average" overall SEI is 45 to 55. Component SEIs (e.g. Grade 5 STAAR READING or PSAT WRITING) each have an average of 50 and standard deviation of 10; the range for an "average" component SEI is 40 to 60. Component SEIs are computed only if at least eight tests are included.

# 2016-17 School Effectiveness Index (SEI) Detail

69--SEAGOVILLE MIDDLE SCHOOL

Overall SEI: 48.2

State accountability rating: Met Standard

## Other ACP

### Schoolwide

ACP SPANISH 32.0



ACP COMPUTER SCIENCE 43.4



## Other

### Schoolwide

PRE-HONORS ENROLLMENT 49.6




NOTES: "Overall SEI" has an average of 50 and standard deviation of 5; the range for an "average" overall SEI is 45 to 55. Component SEIs (e.g. Grade 5 STAAR READING or PSAT WRITING) each have an average of 50 and standard deviation of 10; the range for an "average" component SEI is 40 to 60. Component SEIs are computed only if at least eight tests are included.

# 2016-17 School Effectiveness Index (SEI) Detail

72-SARAH ZUMWALT MIDDLE SCHOOL

Overall SEI: 49.2

State accountability rating: Met Standard




NOTES: "Overall SEI" has an average of 50 and standard deviation of 5; the range for an "average" overall SEI is 45 to 55. Component SEIs (e.g. Grade 5 STAAR READING or PSAT WRITING) each have an average of 50 and standard deviation of 10; the range for an "average" component SEI is 40 to 60. Component SEIs are computed only if at least eight tests are included.

# 2016-17 School Effectiveness Index (SEI) Detail

74—THOMAS A. EDISON MIDDLE LEARNING CENTER

Overall SEI: 47.3

State accountability rating: Improvement Required



NOTES: "Overall SEI" has an average of 50 and standard deviation of 5; the range for an "average" overall SEI is 45 to 55. Component SEIs (e.g. Grade 5 STAAR READING or PSAT WRITING) each have an average of 50 and standard deviation of 10; the range for an "average" component SEI is 40 to 60. Component SEIs are computed only if at least eight tests are included.



# 2016-17 School Effectiveness Index (SEI) Detail

74—THOMAS A. EDISON MIDDLE LEARNING CENTER

Overall SEI: 47.3

State accountability rating: Improvement Required

Other

Schoolwide

PRE-HONORS ENROLLMENT 36.3




NOTES: "Overall SEI" has an average of 50 and standard deviation of 5; the range for an "average" overall SEI is 45 to 55. Component SEIs (e.g. Grade 5 STAAR READING or PSAT WRITING) each have an average of 50 and standard deviation of 10; the range for an "average" component SEI is 40 to 60. Component SEIs are computed only if at least eight tests are included.

# 2016-17 School Effectiveness Index (SEI) Detail

76--HAROLD W. LANG, SR. MIDDLE SCHOOL

Overall SEI: 54.0

State accountability rating: Met Standard



NOTES: "Overall SEI" has an average of 50 and standard deviation of 5; the range for an "average" overall SEI is 45 to 55. Component SEIs (e.g. Grade 5 STAAR READING or PSAT WRITING) each have an average of 50 and standard deviation of 10; the range for an "average" component SEI is 40 to 60. Component SEIs are computed only if at least eight tests are included.

# 2016-17 School Effectiveness Index (SEI) Detail

76--HAROLD W. LANG, SR. MIDDLE SCHOOL

Overall SEI: 54.0

State accountability rating: Met Standard

Other

Schoolwide

PRE-HONORS ENROLLMENT 44.9

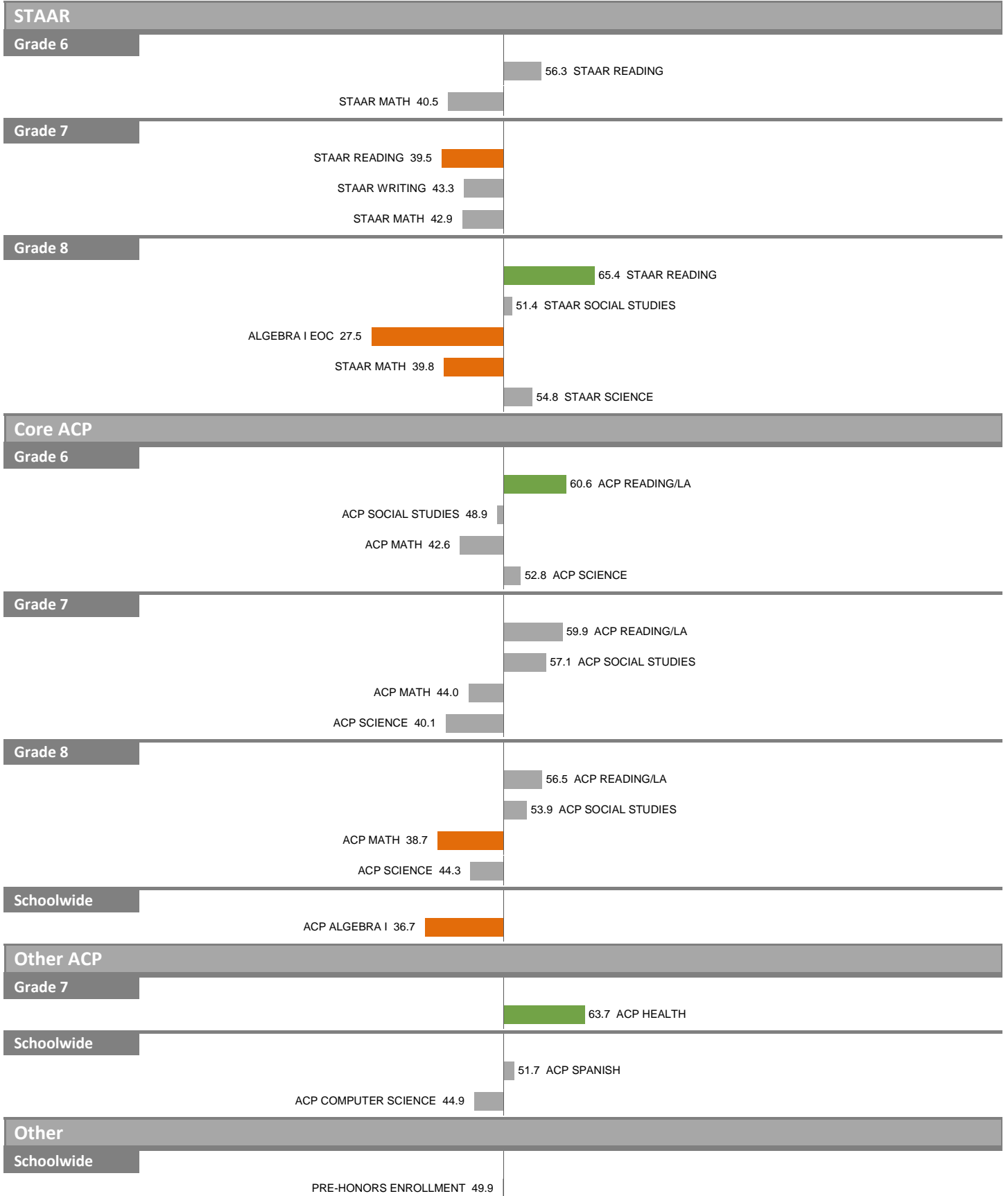
NOTES: "Overall SEI" has an average of 50 and standard deviation of 5; the range for an "average" overall SEI is 45 to 55. Component SEIs (e.g. Grade 5 STAAR READING or PSAT WRITING) each have an average of 50 and standard deviation of 10; the range for an "average" component SEI is 40 to 60. Component SEIs are computed only if at least eight tests are included.

# 2016-17 School Effectiveness Index (SEI) Detail

77-HECTOR P. GARCIA MIDDLE SCHOOL

Overall SEI: 47.9

State accountability rating: Met Standard




NOTES: "Overall SEI" has an average of 50 and standard deviation of 5; the range for an "average" overall SEI is 45 to 55. Component SEIs (e.g. Grade 5 STAAR READING or PSAT WRITING) each have an average of 50 and standard deviation of 10; the range for an "average" component SEI is 40 to 60. Component SEIs are computed only if at least eight tests are included.

# 2016-17 School Effectiveness Index (SEI) Detail

79—FRANCISCO F. "PANCHO" MEDRANO MIDDLE SCHOOL

Overall SEI: 45.2

State accountability rating: Met Standard



NOTES: "Overall SEI" has an average of 50 and standard deviation of 5; the range for an "average" overall SEI is 45 to 55. Component SEIs (e.g. Grade 5 STAAR READING or PSAT WRITING) each have an average of 50 and standard deviation of 10; the range for an "average" component SEI is 40 to 60. Component SEIs are computed only if at least eight tests are included.

# 2016-17 School Effectiveness Index (SEI) Detail

79—FRANCISCO F. "PANCHO" MEDRANO MIDDLE SCHOOL

Overall SEI: 45.2

State accountability rating: Met Standard

Other

Schoolwide

PRE-HONORS ENROLLMENT 48.3

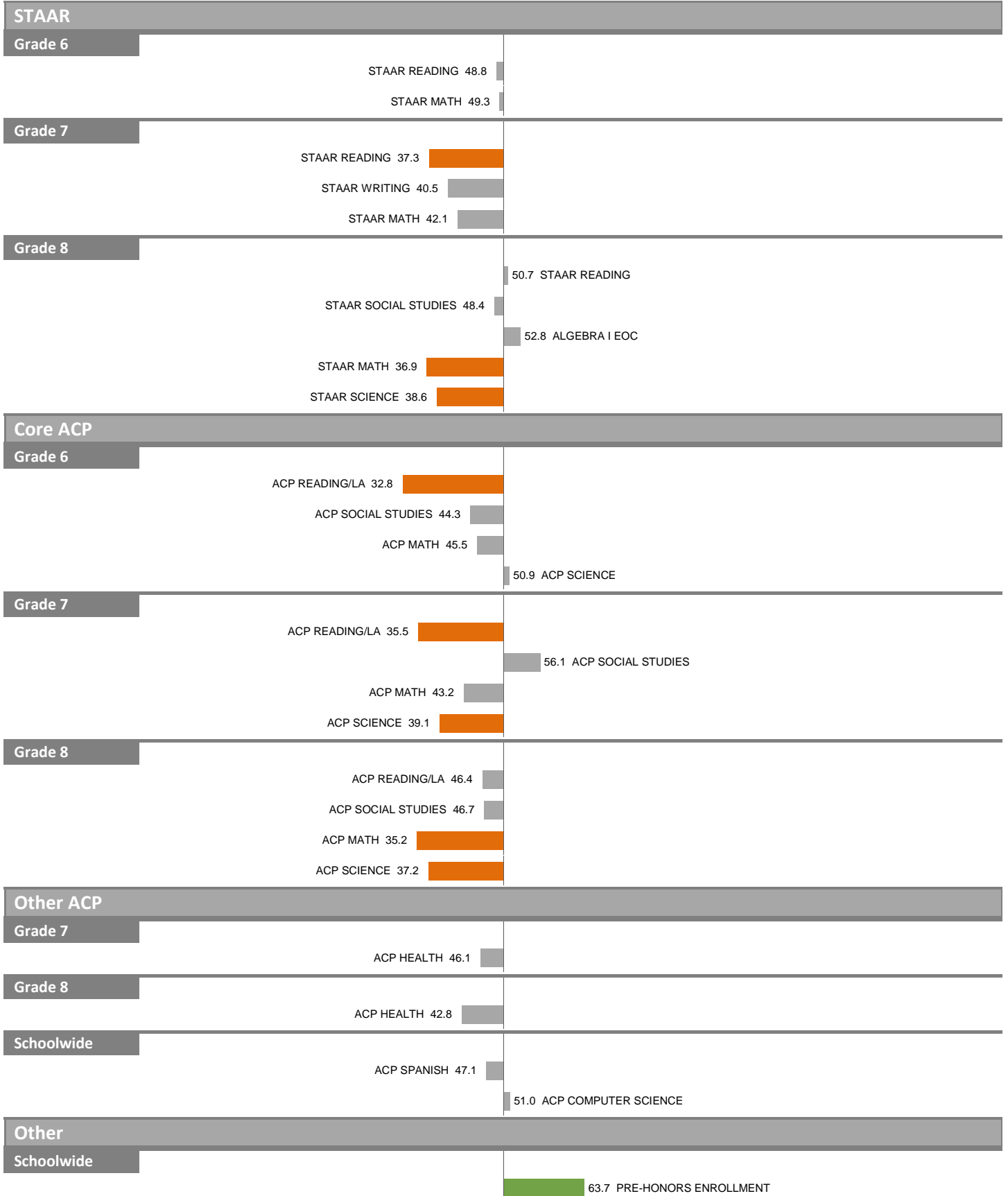
NOTES: "Overall SEI" has an average of 50 and standard deviation of 5; the range for an "average" overall SEI is 45 to 55. Component SEIs (e.g. Grade 5 STAAR READING or PSAT WRITING) each have an average of 50 and standard deviation of 10; the range for an "average" component SEI is 40 to 60. Component SEIs are computed only if at least eight tests are included.

# 2016-17 School Effectiveness Index (SEI) Detail

83-SAM TASBY MIDDLE SCHOOL

Overall SEI: 44.2

State accountability rating: Met Standard



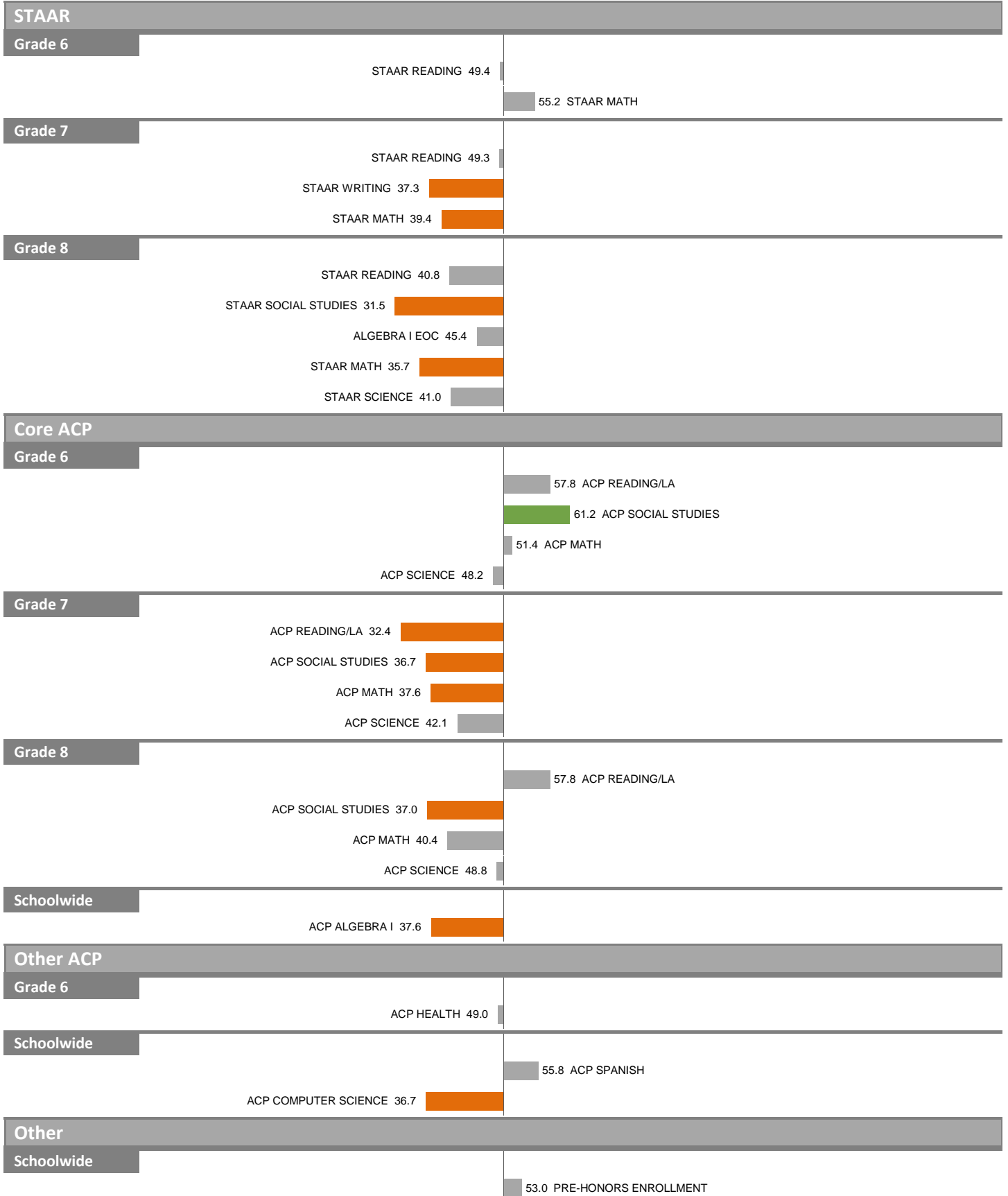
NOTES: "Overall SEI" has an average of 50 and standard deviation of 5; the range for an "average" overall SEI is 45 to 55. Component SEIs (e.g. Grade 5 STAAR READING or PSAT WRITING) each have an average of 50 and standard deviation of 10; the range for an "average" component SEI is 40 to 60. Component SEIs are computed only if at least eight tests are included.

# 2016-17 School Effectiveness Index (SEI) Detail

100-ZAN WESLEY HOLMES, JR. MIDDLE SCHOOL

Overall SEI: 43.3

State accountability rating: Met Standard



NOTES: "Overall SEI" has an average of 50 and standard deviation of 5; the range for an "average" overall SEI is 45 to 55. Component SEIs (e.g. Grade 5 STAAR READING or PSAT WRITING) each have an average of 50 and standard deviation of 10; the range for an "average" component SEI is 40 to 60. Component SEIs are computed only if at least eight tests are included.

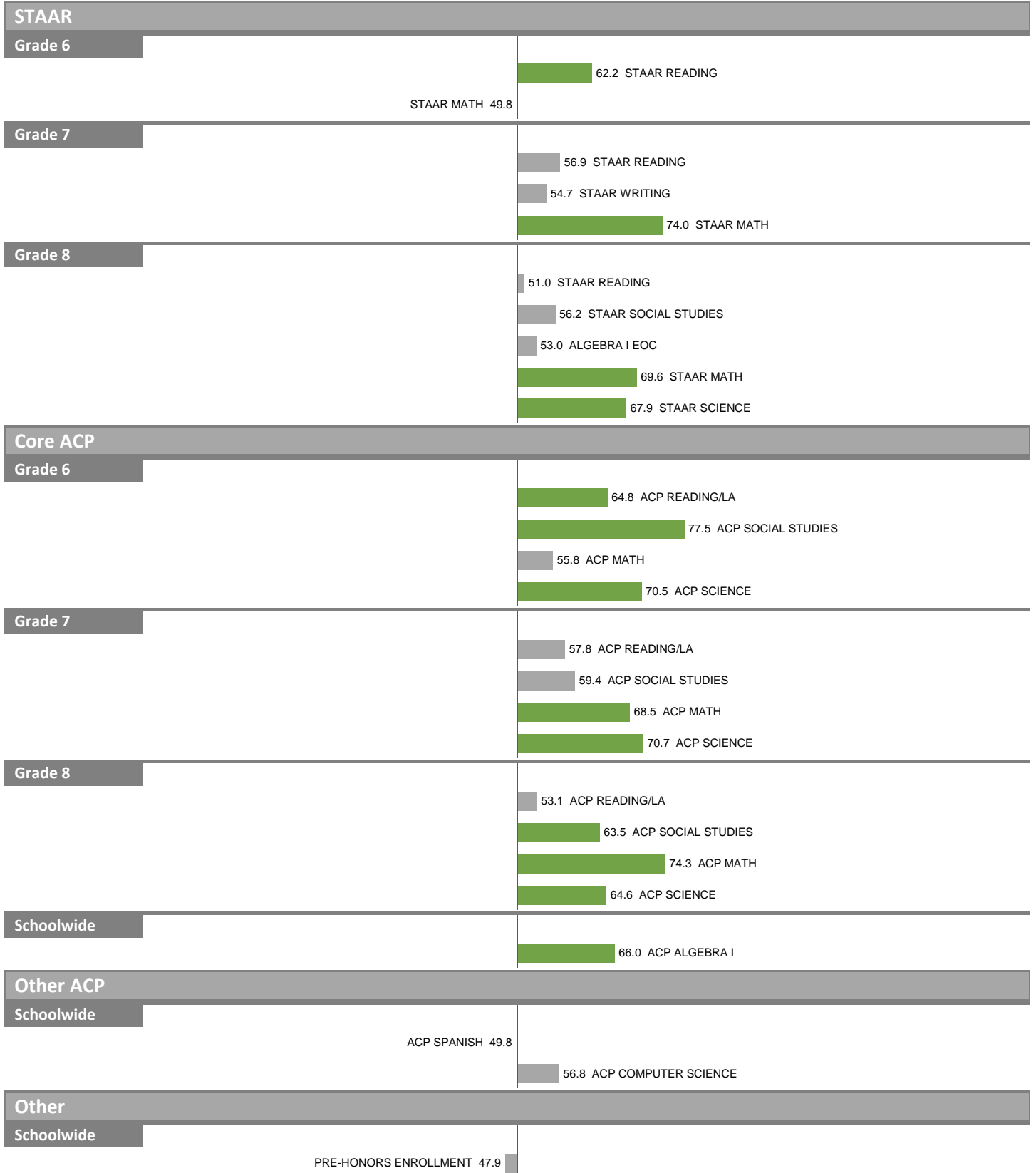


# 2016-17 School Effectiveness Index (SEI) Detail

352–YOUNG WOMEN'S STEAM ACADEMY AT BALCH SPRINGS MIDDLE SCHOOL

Overall SEI: 60.6

State accountability rating: Met Standard




NOTES: "Overall SEI" has an average of 50 and standard deviation of 5; the range for an "average" overall SEI is 45 to 55. Component SEIs (e.g. Grade 5 STAAR READING or PSAT WRITING) each have an average of 50 and standard deviation of 10; the range for an "average" component SEI is 40 to 60. Component SEIs are computed only if at least eight tests are included.

# 2016-17 School Effectiveness Index (SEI) Detail

353-ANN RICHARDS MIDDLE SCHOOL

Overall SEI: 53.2

State accountability rating: Met Standard



NOTES: "Overall SEI" has an average of 50 and standard deviation of 5; the range for an "average" overall SEI is 45 to 55. Component SEIs (e.g. Grade 5 STAAR READING or PSAT WRITING) each have an average of 50 and standard deviation of 10; the range for an "average" component SEI is 40 to 60. Component SEIs are computed only if at least eight tests are included.

# 2016-17 School Effectiveness Index (SEI) Detail

353-ANN RICHARDS MIDDLE SCHOOL

Overall SEI: 53.2

State accountability rating: Met Standard

## Other

### Schoolwide

PRE-HONORS ENROLLMENT 45.8

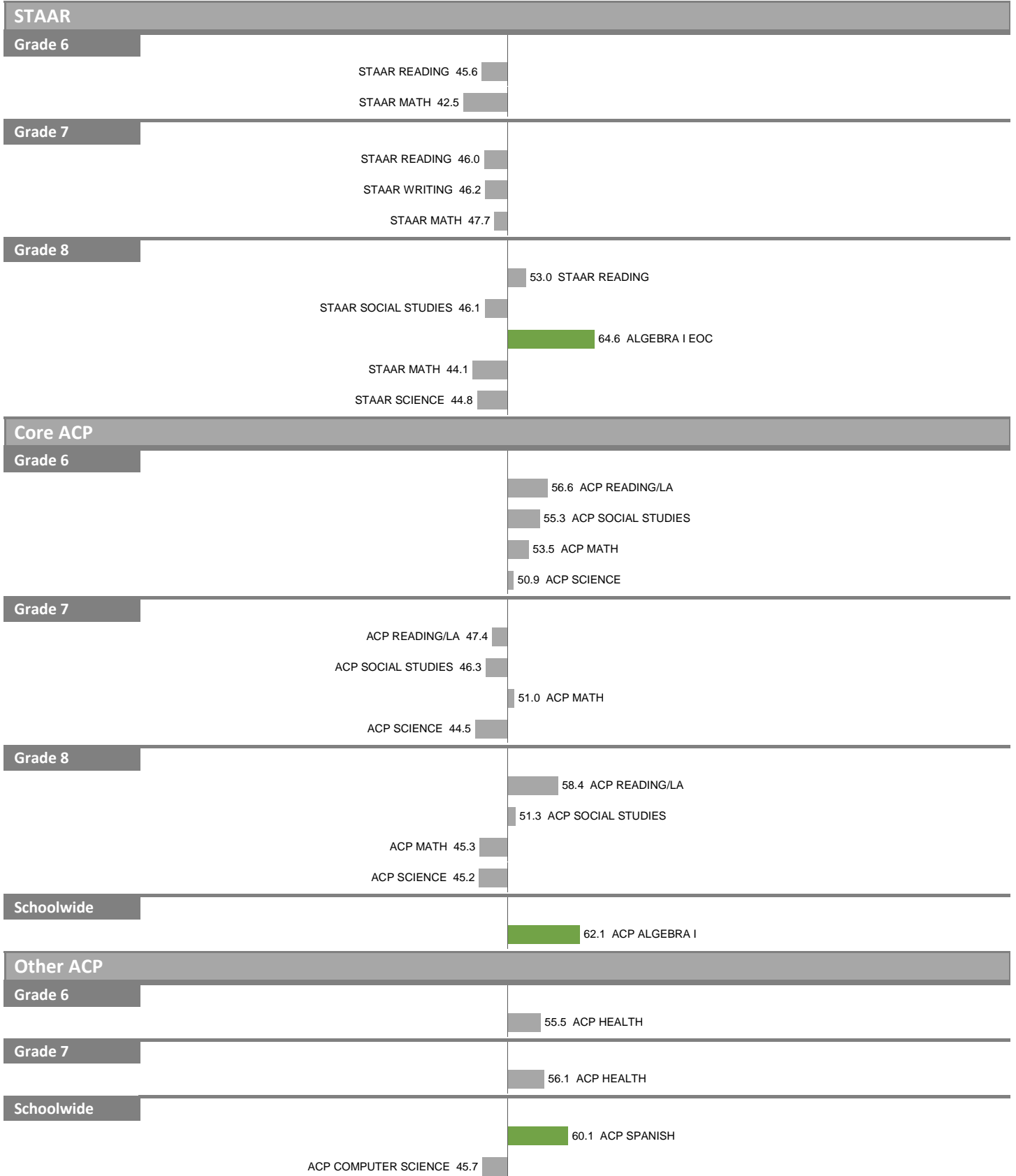
NOTES: "Overall SEI" has an average of 50 and standard deviation of 5; the range for an "average" overall SEI is 45 to 55. Component SEIs (e.g. Grade 5 STAAR READING or PSAT WRITING) each have an average of 50 and standard deviation of 10; the range for an "average" component SEI is 40 to 60. Component SEIs are computed only if at least eight tests are included.

# 2016-17 School Effectiveness Index (SEI) Detail

354-KENNEDY-CURRY MIDDLE SCHOOL

Overall SEI: 48.8

State accountability rating: Met Standard




NOTES: "Overall SEI" has an average of 50 and standard deviation of 5; the range for an "average" overall SEI is 45 to 55. Component SEIs (e.g. Grade 5 STAAR READING or PSAT WRITING) each have an average of 50 and standard deviation of 10; the range for an "average" component SEI is 40 to 60. Component SEIs are computed only if at least eight tests are included.

# 2016-17 School Effectiveness Index (SEI) Detail

354-KENNEDY-CURRY MIDDLE SCHOOL

Overall SEI: 48.8

State accountability rating: Met Standard




NOTES: "Overall SEI" has an average of 50 and standard deviation of 5; the range for an "average" overall SEI is 45 to 55. Component SEIs (e.g. Grade 5 STAAR READING or PSAT WRITING) each have an average of 50 and standard deviation of 10; the range for an "average" component SEI is 40 to 60. Component SEIs are computed only if at least eight tests are included.

# 2016-17 School Effectiveness Index (SEI) Detail

355-ALEX SANGER PREPARATORY MIDDLE SCHOOL

Overall SEI: 43.8

State accountability rating: Met Standard




NOTES: "Overall SEI" has an average of 50 and standard deviation of 5; the range for an "average" overall SEI is 45 to 55. Component SEIs (e.g. Grade 5 STAAR READING or PSAT WRITING) each have an average of 50 and standard deviation of 10; the range for an "average" component SEI is 40 to 60. Component SEIs are computed only if at least eight tests are included.

# 2016-17 School Effectiveness Index (SEI) Detail

359-ROSEMONT INTERNATIONAL LANGUAGE PREP

Overall SEI: 56.0

State accountability rating: Met Standard



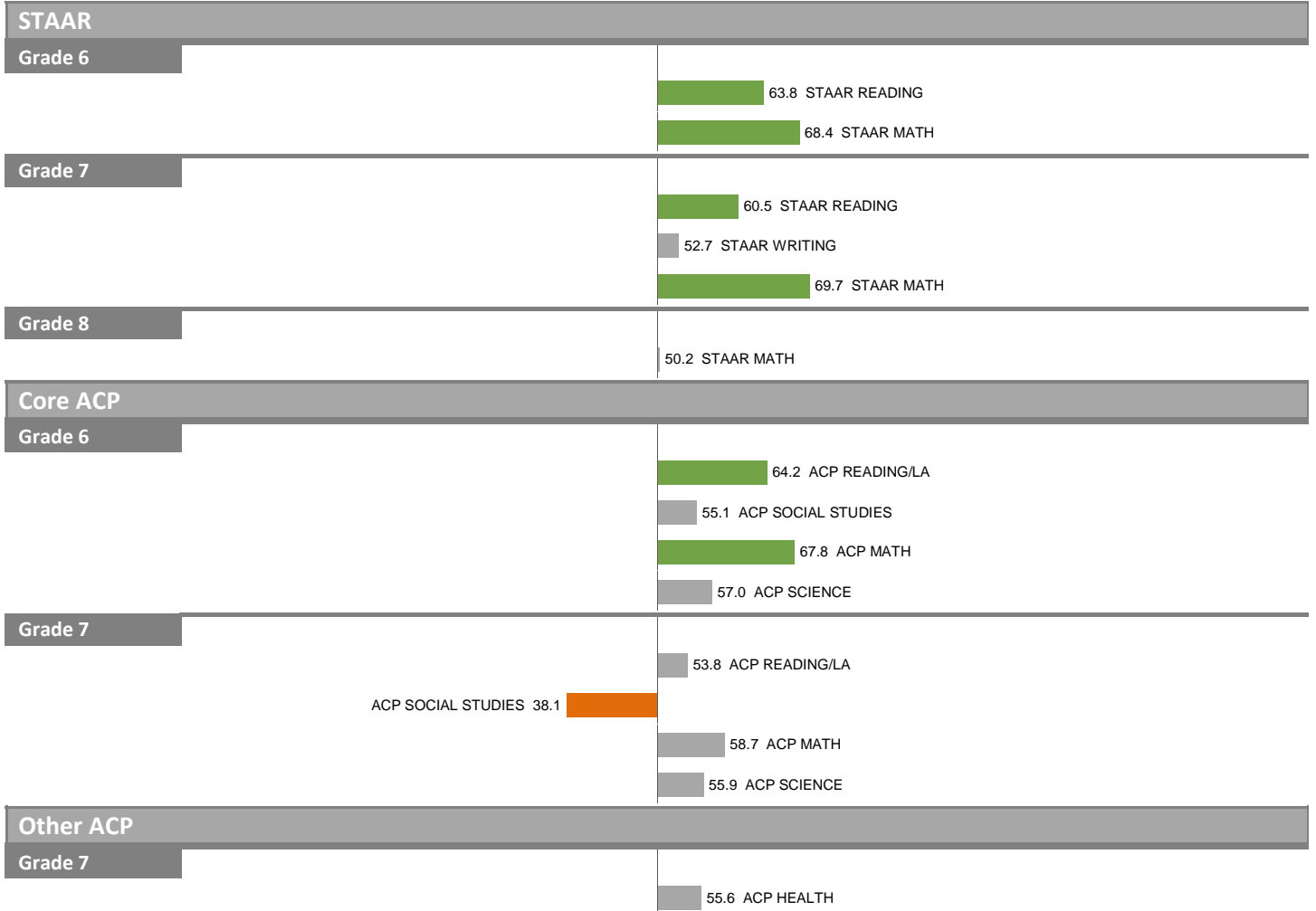
NOTES: "Overall SEI" has an average of 50 and standard deviation of 5; the range for an "average" overall SEI is 45 to 55. Component SEIs (e.g. Grade 5 STAAR READING or PSAT WRITING) each have an average of 50 and standard deviation of 10; the range for an "average" component SEI is 40 to 60. Component SEIs are computed only if at least eight tests are included.

# 2016-17 School Effectiveness Index (SEI) Detail

360-STEAM MIDDLE SCHOOL AT D.A. HULCY

Overall SEI: 56.9

State accountability rating: Met Standard



NOTES: "Overall SEI" has an average of 50 and standard deviation of 5; the range for an "average" overall SEI is 45 to 55. Component SEIs (e.g. Grade 5 STAAR READING or PSAT WRITING) each have an average of 50 and standard deviation of 10; the range for an "average" component SEI is 40 to 60. Component SEIs are computed only if at least eight tests are included.