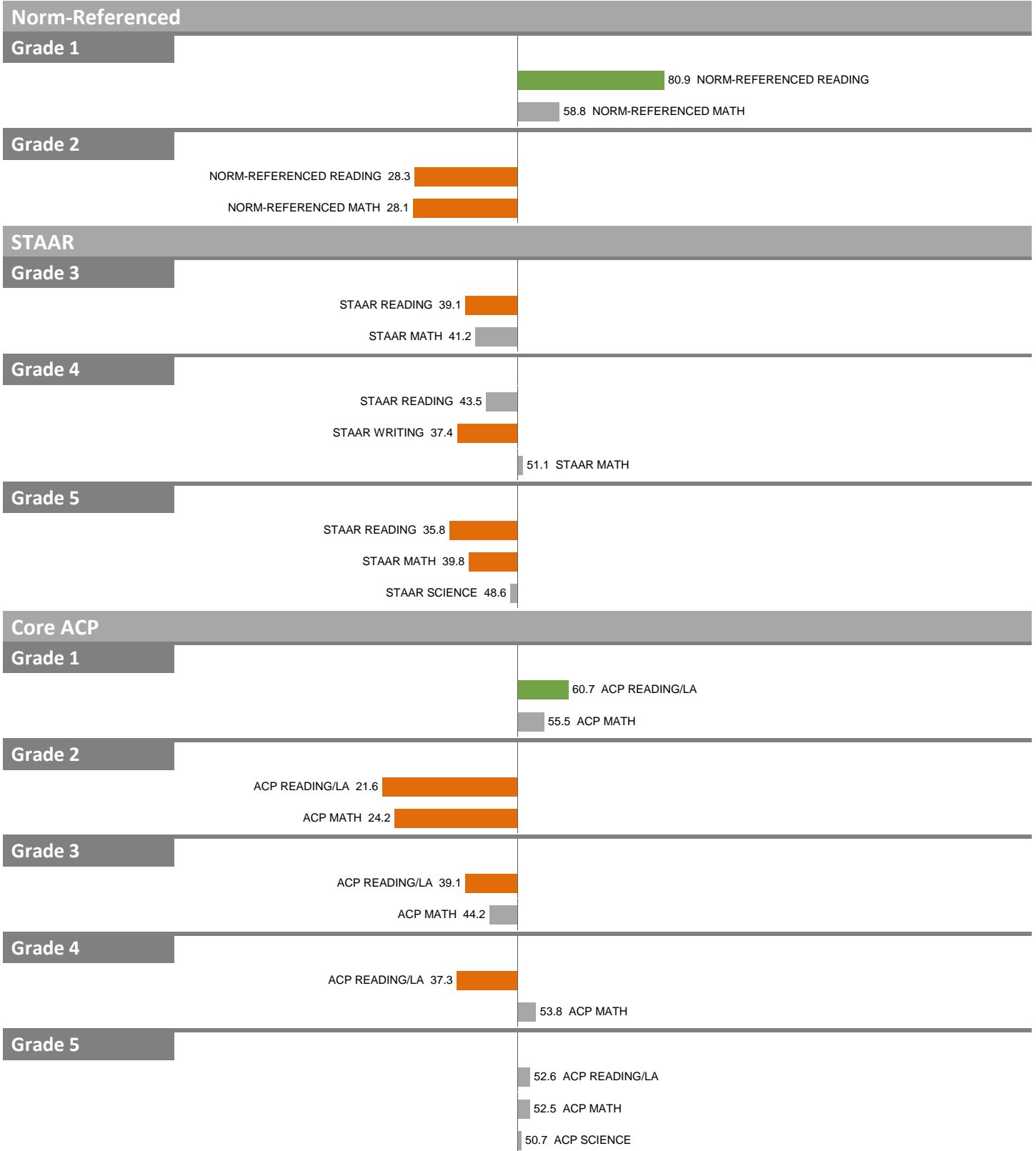


# 2017-18 School Effectiveness Index (SEI) Detail

101-JOHN Q. ADAMS ELEMENTARY SCHOOL

Overall SEI: 44.5

State accountability rating: Met Standard




NOTES: "Overall SEI" has average 50 and standard deviation 5; an "average" overall SEI is 45 to 55. Component SEIs (e.g. Grade 5 STAAR Reading, PSAT Writing) each have average 50 and standard deviation 10; an "average" component SEI is 40 to 60. Component SEIs are computed only if at least eight test results are available.

# 2017-18 School Effectiveness Index (SEI) Detail

103-GABE P. ALLEN CHARTER SCHOOL

Overall SEI: 47.2

State accountability rating: Met Standard




NOTES: "Overall SEI" has average 50 and standard deviation 5; an "average" overall SEI is 45 to 55. Component SEIs (e.g. Grade 5 STAAR Reading, PSAT Writing) each have average 50 and standard deviation 10; an "average" component SEI is 40 to 60. Component SEIs are computed only if at least eight test results are available.

# 2017-18 School Effectiveness Index (SEI) Detail

104-WILLIAM M. ANDERSON ELEMENTARY SCHOOL

Overall SEI: 48.8

State accountability rating: Met Standard



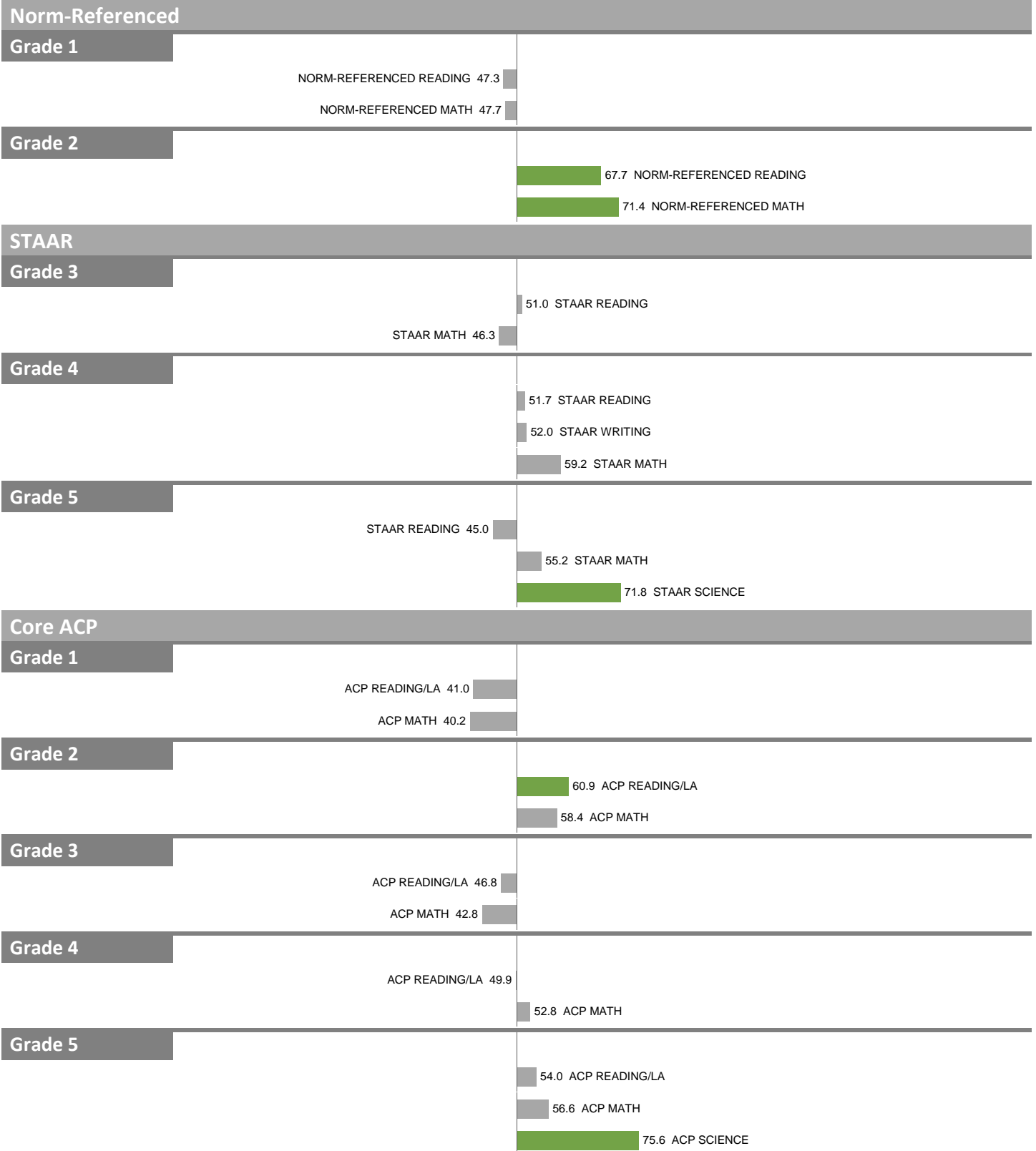
NOTES: "Overall SEI" has average 50 and standard deviation 5; an "average" overall SEI is 45 to 55. Component SEIs (e.g. Grade 5 STAAR Reading, PSAT Writing) each have average 50 and standard deviation 10; an "average" component SEI is 40 to 60. Component SEIs are computed only if at least eight test results are available.

# 2017-18 School Effectiveness Index (SEI) Detail

105-ARCADIA PARK ELEMENTARY SCHOOL

Overall SEI: 54.8

State accountability rating: Met Standard



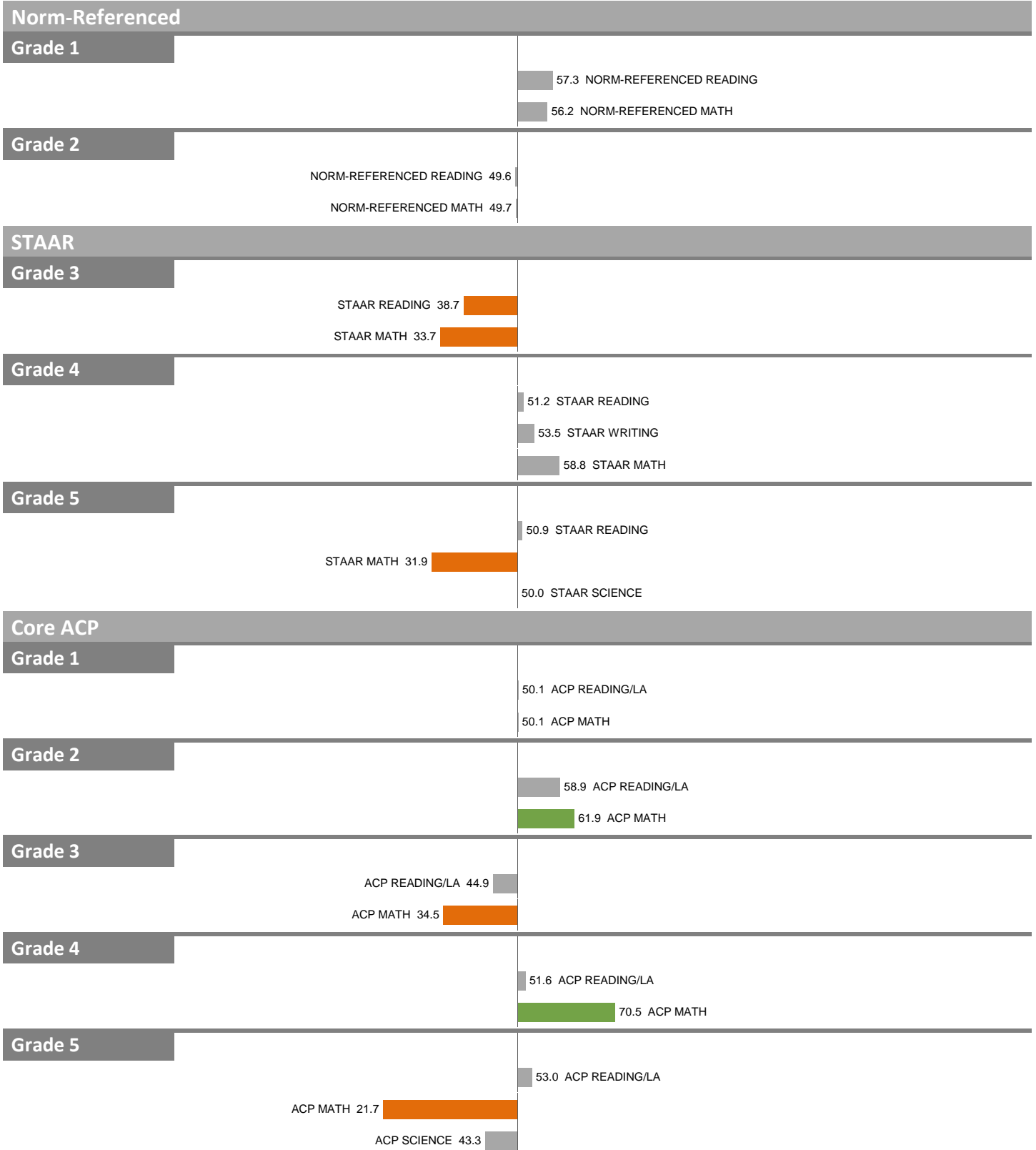
NOTES: "Overall SEI" has average 50 and standard deviation 5; an "average" overall SEI is 45 to 55. Component SEIs (e.g. Grade 5 STAAR Reading, PSAT Writing) each have average 50 and standard deviation 10; an "average" component SEI is 40 to 60. Component SEIs are computed only if at least eight test results are available.

# 2017-18 School Effectiveness Index (SEI) Detail

107-JOSE "JOE" MAY ELEMENTARY SCHOOL

Overall SEI: 48.6

State accountability rating: Met Standard




NOTES: "Overall SEI" has average 50 and standard deviation 5; an "average" overall SEI is 45 to 55. Component SEIs (e.g. Grade 5 STAAR Reading, PSAT Writing) each have average 50 and standard deviation 10; an "average" component SEI is 40 to 60. Component SEIs are computed only if at least eight test results are available.

# 2017-18 School Effectiveness Index (SEI) Detail

108-BAYLES ELEMENTARY SCHOOL

Overall SEI: 39.0

State accountability rating: Met Standard




NOTES: "Overall SEI" has average 50 and standard deviation 5; an "average" overall SEI is 45 to 55. Component SEIs (e.g. Grade 5 STAAR Reading, PSAT Writing) each have average 50 and standard deviation 10; an "average" component SEI is 40 to 60. Component SEIs are computed only if at least eight test results are available.

# 2017-18 School Effectiveness Index (SEI) Detail

109–WILLIAM A. BLAIR ELEMENTARY SCHOOL

Overall SEI: 45.1

State accountability rating: Met Standard



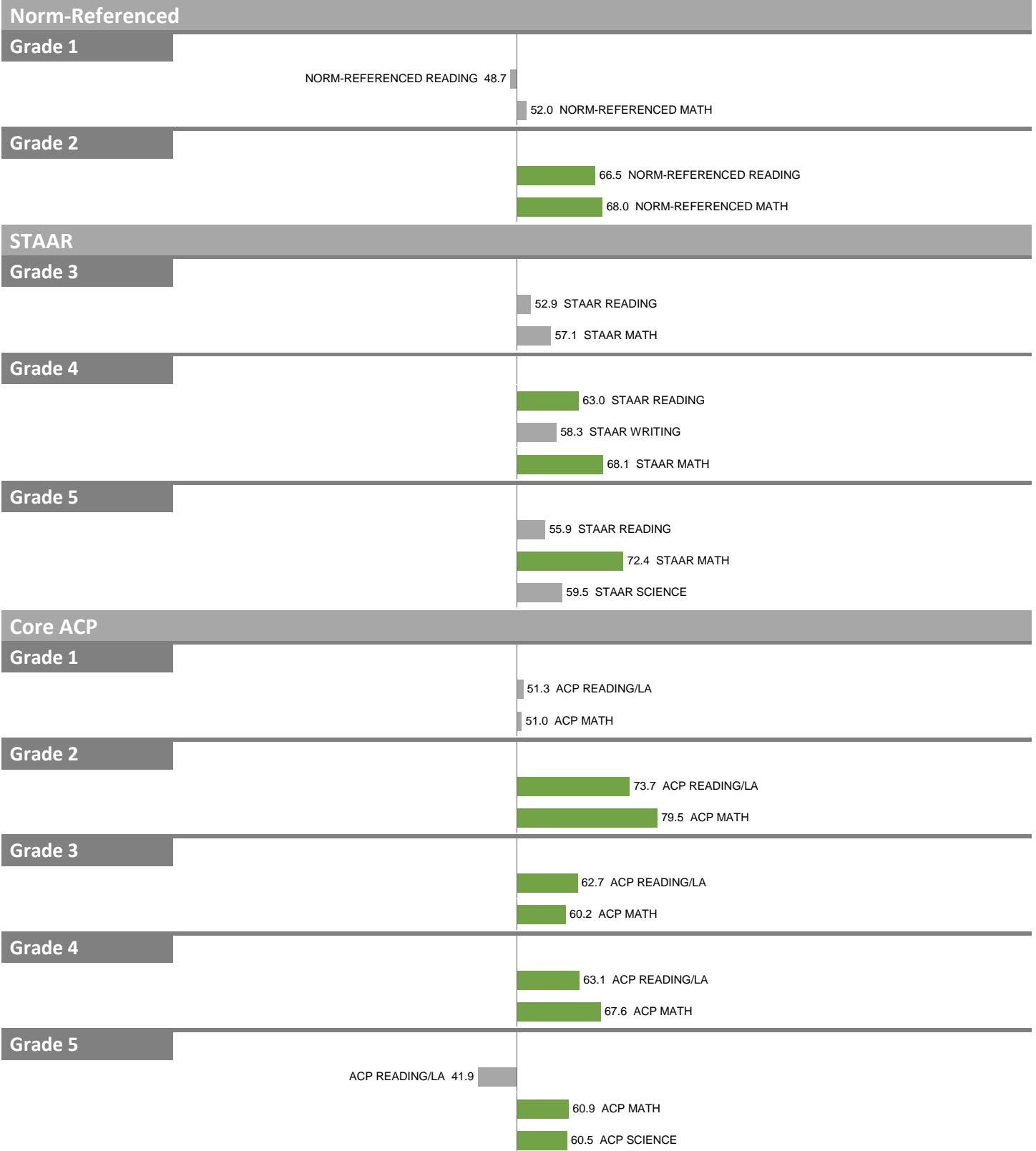
NOTES: "Overall SEI" has average 50 and standard deviation 5; an "average" overall SEI is 45 to 55. Component SEIs (e.g. Grade 5 STAAR Reading, PSAT Writing) each have average 50 and standard deviation 10; an "average" component SEI is 40 to 60. Component SEIs are computed only if at least eight test results are available.

# 2017-18 School Effectiveness Index (SEI) Detail

110-ANNIE WEBB BLANTON ELEMENTARY SCHOOL

Overall SEI: 60.0

State accountability rating: Met Standard



NOTES: "Overall SEI" has average 50 and standard deviation 5; an "average" overall SEI is 45 to 55. Component SEIs (e.g. Grade 5 STAAR Reading, PSAT Writing) each have average 50 and standard deviation 10; an "average" component SEI is 40 to 60. Component SEIs are computed only if at least eight test results are available.




# 2017-18 School Effectiveness Index (SEI) Detail

112-JAMES BOWIE ELEMENTARY SCHOOL

Overall SEI: 47.3

State accountability rating: Met Standard




NOTES: "Overall SEI" has average 50 and standard deviation 5; an "average" overall SEI is 45 to 55. Component SEIs (e.g. Grade 5 STAAR Reading, PSAT Writing) each have average 50 and standard deviation 10; an "average" component SEI is 40 to 60. Component SEIs are computed only if at least eight test results are available.

# 2017-18 School Effectiveness Index (SEI) Detail

114-JOHN NEELY BRYAN ELEMENTARY SCHOOL

Overall SEI: 50.5

State accountability rating: Met Standard




NOTES: "Overall SEI" has average 50 and standard deviation 5; an "average" overall SEI is 45 to 55. Component SEIs (e.g. Grade 5 STAAR Reading, PSAT Writing) each have average 50 and standard deviation 10; an "average" component SEI is 40 to 60. Component SEIs are computed only if at least eight test results are available.

# 2017-18 School Effectiveness Index (SEI) Detail

115-HARRELL BUDD ELEMENTARY SCHOOL

Overall SEI: 46.5

State accountability rating: Met Standard




NOTES: "Overall SEI" has average 50 and standard deviation 5; an "average" overall SEI is 45 to 55. Component SEIs (e.g. Grade 5 STAAR Reading, PSAT Writing) each have average 50 and standard deviation 10; an "average" component SEI is 40 to 60. Component SEIs are computed only if at least eight test results are available.

# 2017-18 School Effectiveness Index (SEI) Detail

116-DAVID G. BURNET ELEMENTARY SCHOOL

Overall SEI: 51.6

State accountability rating: Met Standard



NOTES: "Overall SEI" has average 50 and standard deviation 5; an "average" overall SEI is 45 to 55. Component SEIs (e.g. Grade 5 STAAR Reading, PSAT Writing) each have average 50 and standard deviation 10; an "average" component SEI is 40 to 60. Component SEIs are computed only if at least eight test results are available.

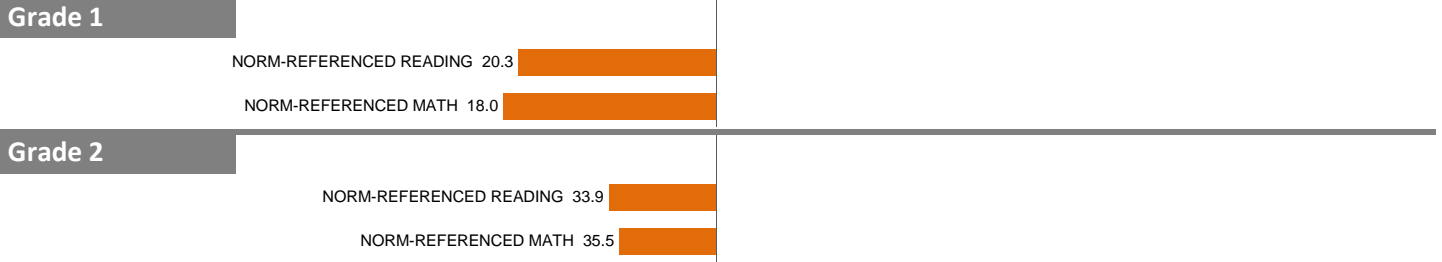
# 2017-18 School Effectiveness Index (SEI) Detail

117-RUFUS C. BURLESON ELEMENTARY SCHOOL


Overall SEI: 39.0

State accountability rating: Met Standard

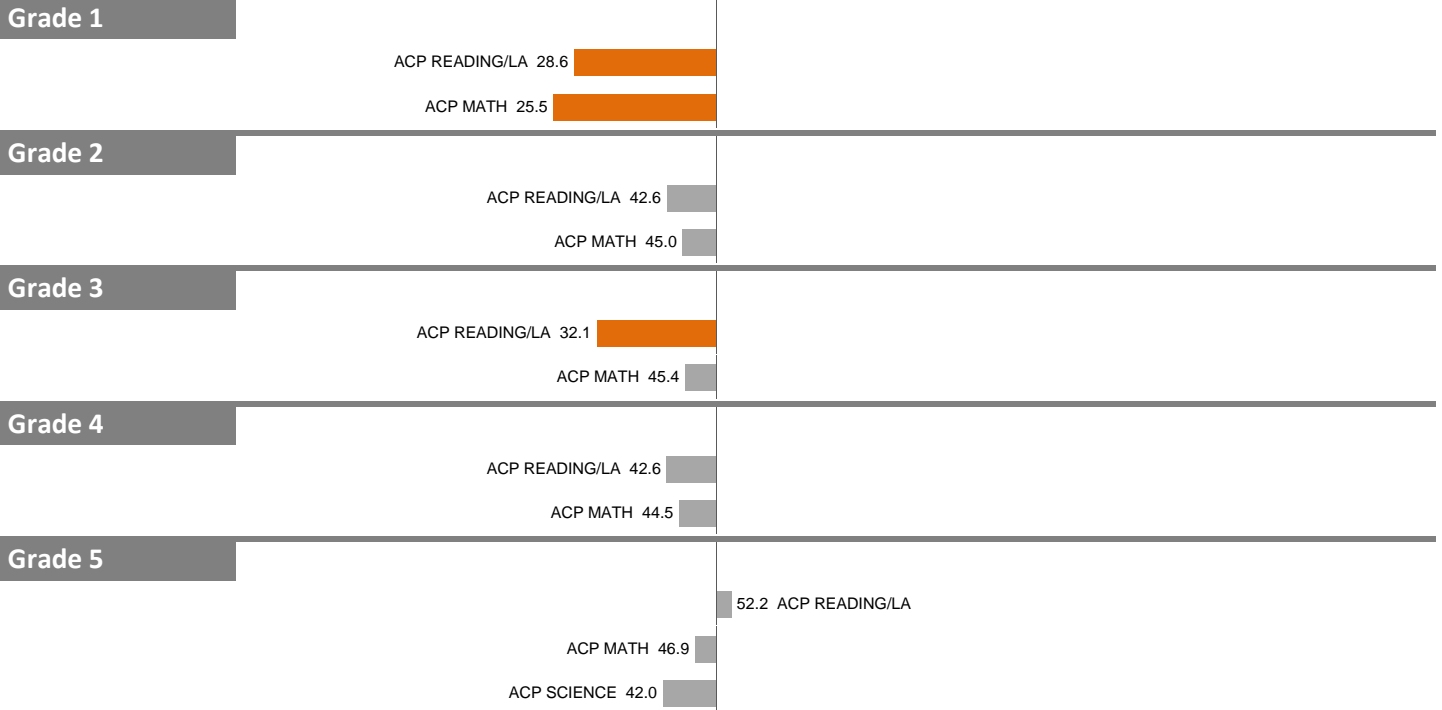
## Norm-Referenced



## STAAR



## Core ACP



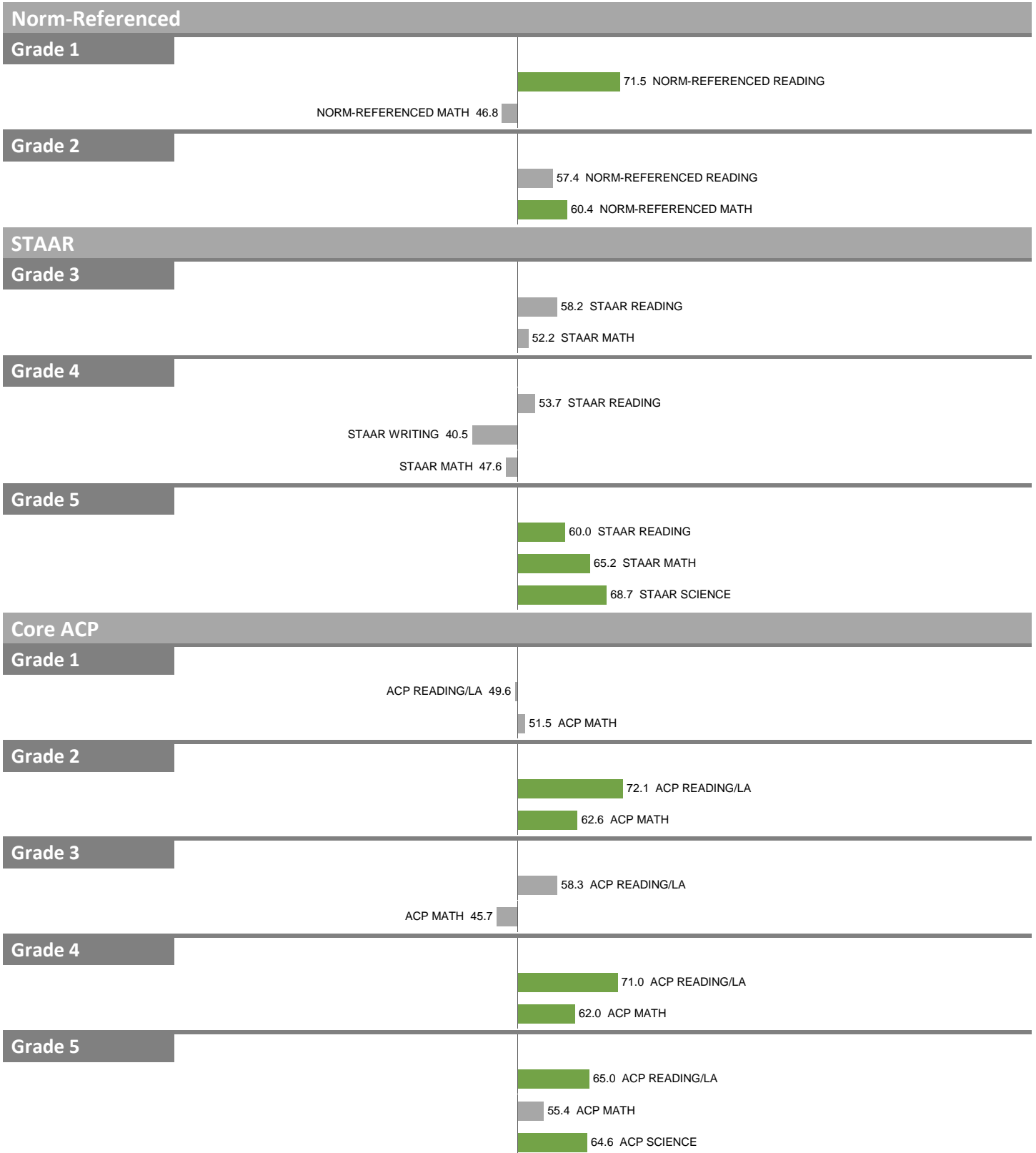
NOTES: "Overall SEI" has average 50 and standard deviation 5; an "average" overall SEI is 45 to 55. Component SEIs (e.g. Grade 5 STAAR Reading, PSAT Writing) each have average 50 and standard deviation 10; an "average" component SEI is 40 to 60. Component SEIs are computed only if at least eight test results are available.

# 2017-18 School Effectiveness Index (SEI) Detail

118–W.W. BUSHMAN ELEMENTARY SCHOOL

Overall SEI: 57.1

State accountability rating: Met Standard




NOTES: "Overall SEI" has average 50 and standard deviation 5; an "average" overall SEI is 45 to 55. Component SEIs (e.g. Grade 5 STAAR Reading, PSAT Writing) each have average 50 and standard deviation 10; an "average" component SEI is 40 to 60. Component SEIs are computed only if at least eight test results are available.

# 2017-18 School Effectiveness Index (SEI) Detail

119—CHAPEL HILL PREPARATORY SCHOOL

Overall SEI: 50.7

State accountability rating: Met Standard




NOTES: "Overall SEI" has average 50 and standard deviation 5; an "average" overall SEI is 45 to 55. Component SEIs (e.g. Grade 5 STAAR Reading, PSAT Writing) each have average 50 and standard deviation 10; an "average" component SEI is 40 to 60. Component SEIs are computed only if at least eight test results are available.

# 2017-18 School Effectiveness Index (SEI) Detail

120-F.P. CAILLET ELEMENTARY SCHOOL

Overall SEI: 53.6

State accountability rating: Met Standard



NOTES: "Overall SEI" has average 50 and standard deviation 5; an "average" overall SEI is 45 to 55. Component SEIs (e.g. Grade 5 STAAR Reading, PSAT Writing) each have average 50 and standard deviation 10; an "average" component SEI is 40 to 60. Component SEIs are computed only if at least eight test results are available.




# 2017-18 School Effectiveness Index (SEI) Detail

121-JOHN W. CARPENTER ELEMENTARY SCHOOL

Overall SEI: 48.2

State accountability rating: Met Standard




NOTES: "Overall SEI" has average 50 and standard deviation 5; an "average" overall SEI is 45 to 55. Component SEIs (e.g. Grade 5 STAAR Reading, PSAT Writing) each have average 50 and standard deviation 10; an "average" component SEI is 40 to 60. Component SEIs are computed only if at least eight test results are available.

# 2017-18 School Effectiveness Index (SEI) Detail

122-C.F. CARR ELEMENTARY SCHOOL

Overall SEI: 48.5

State accountability rating: Met Standard




NOTES: "Overall SEI" has average 50 and standard deviation 5; an "average" overall SEI is 45 to 55. Component SEIs (e.g. Grade 5 STAAR Reading, PSAT Writing) each have average 50 and standard deviation 10; an "average" component SEI is 40 to 60. Component SEIs are computed only if at least eight test results are available.

# 2017-18 School Effectiveness Index (SEI) Detail

125-CASA VIEW ELEMENTARY SCHOOL

Overall SEI: 54.9

State accountability rating: Met Standard



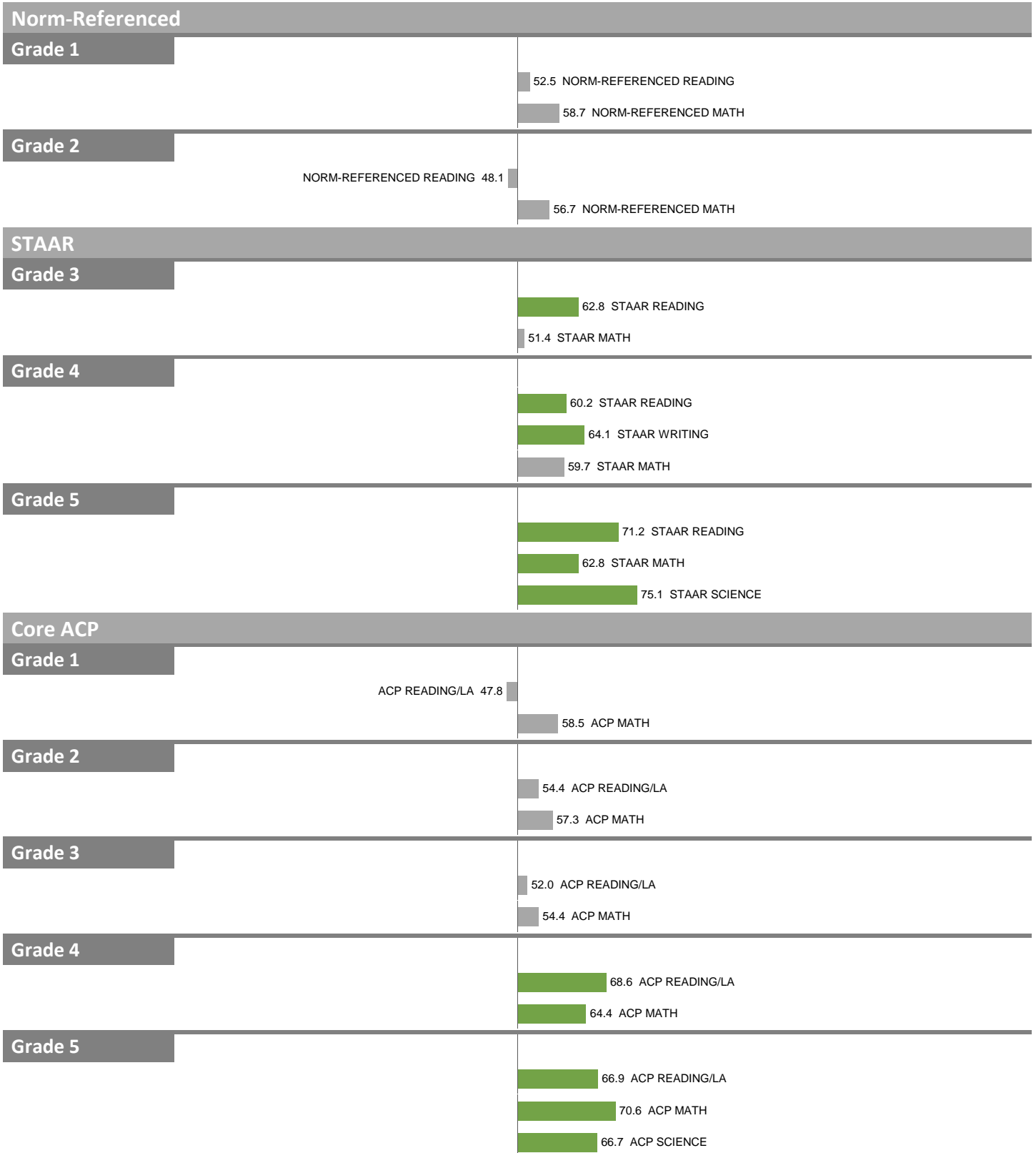
NOTES: "Overall SEI" has average 50 and standard deviation 5; an "average" overall SEI is 45 to 55. Component SEIs (e.g. Grade 5 STAAR Reading, PSAT Writing) each have average 50 and standard deviation 10; an "average" component SEI is 40 to 60. Component SEIs are computed only if at least eight test results are available.

# 2017-18 School Effectiveness Index (SEI) Detail

126-CENTRAL ELEMENTARY SCHOOL

Overall SEI: 59.9

State accountability rating: Met Standard



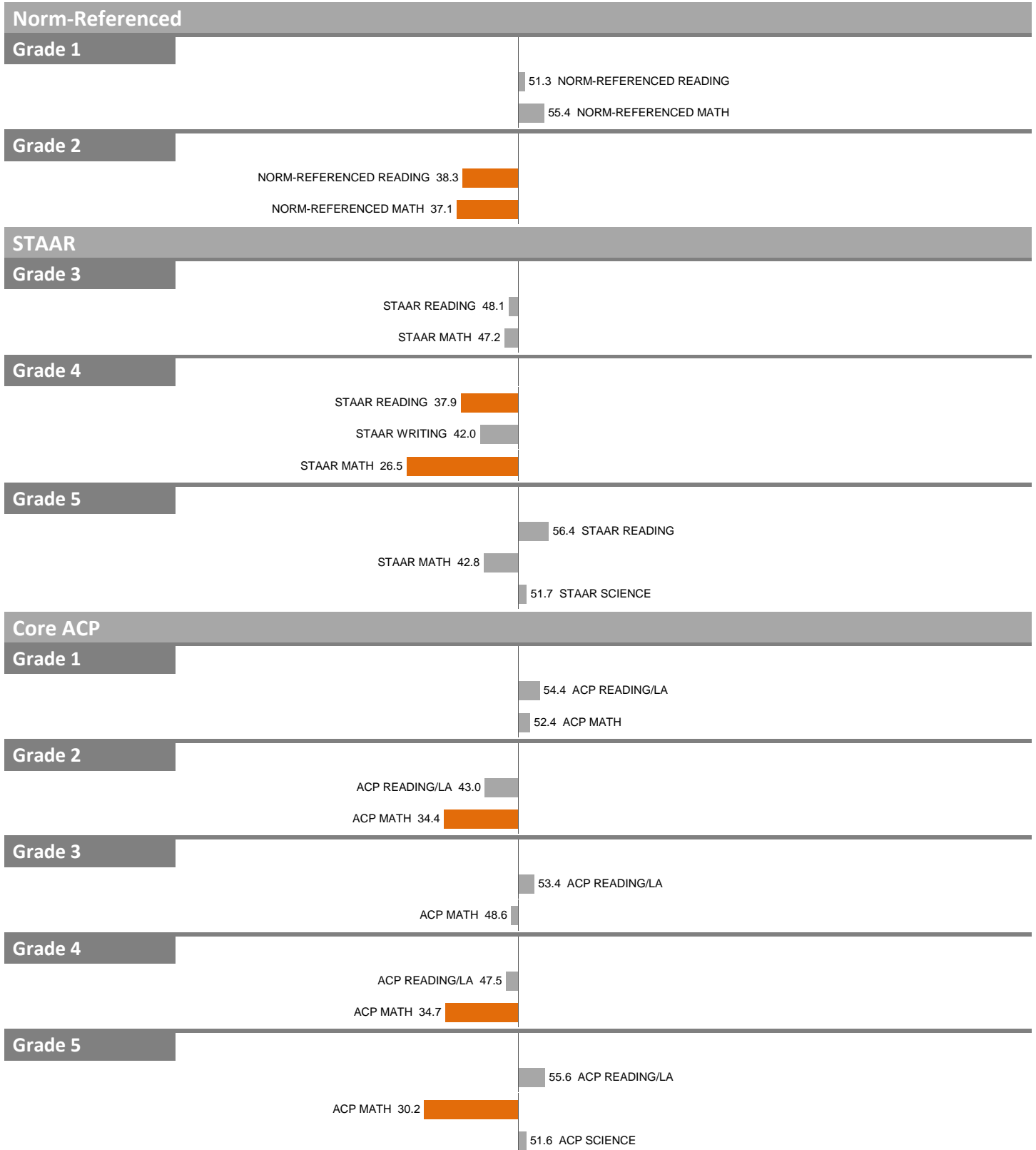
NOTES: "Overall SEI" has average 50 and standard deviation 5; an "average" overall SEI is 45 to 55. Component SEIs (e.g. Grade 5 STAAR Reading, PSAT Writing) each have average 50 and standard deviation 10; an "average" component SEI is 40 to 60. Component SEIs are computed only if at least eight test results are available.

# 2017-18 School Effectiveness Index (SEI) Detail

128–MARTIN LUTHER KING, JR. LEARNING CENTER

Overall SEI: 44.9

State accountability rating: Met Standard




NOTES: "Overall SEI" has average 50 and standard deviation 5; an "average" overall SEI is 45 to 55. Component SEIs (e.g. Grade 5 STAAR Reading, PSAT Writing) each have average 50 and standard deviation 10; an "average" component SEI is 40 to 60. Component SEIs are computed only if at least eight test results are available.

# 2017-18 School Effectiveness Index (SEI) Detail

129-S.S. CONNER ELEMENTARY SCHOOL

Overall SEI: 50.8

State accountability rating: Met Standard



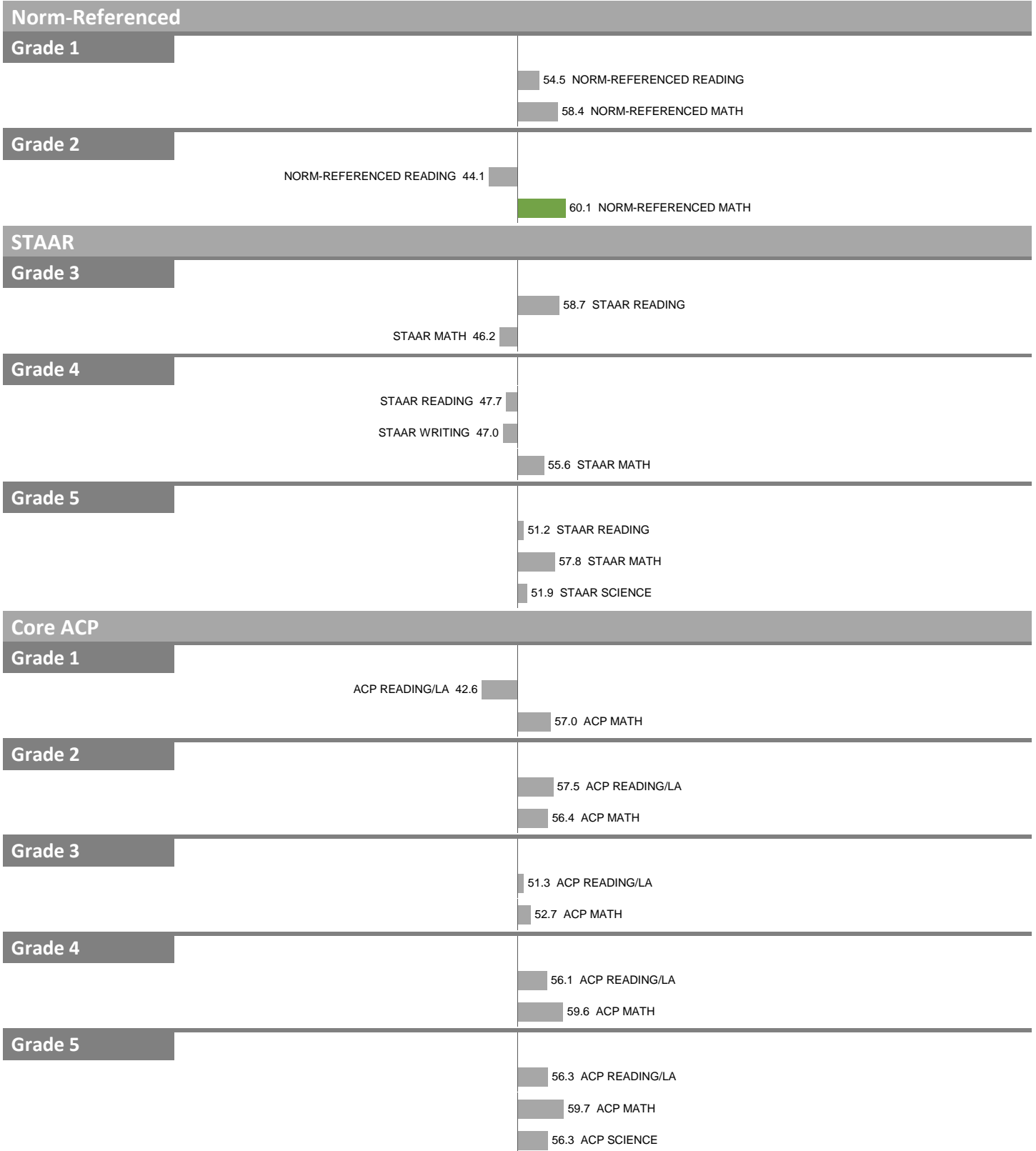
NOTES: "Overall SEI" has average 50 and standard deviation 5; an "average" overall SEI is 45 to 55. Component SEIs (e.g. Grade 5 STAAR Reading, PSAT Writing) each have average 50 and standard deviation 10; an "average" component SEI is 40 to 60. Component SEIs are computed only if at least eight test results are available.

# 2017-18 School Effectiveness Index (SEI) Detail

130–LEILA P. COWART ELEMENTARY SCHOOL

Overall SEI: 53.0

State accountability rating: Met Standard




NOTES: "Overall SEI" has average 50 and standard deviation 5; an "average" overall SEI is 45 to 55. Component SEIs (e.g. Grade 5 STAAR Reading, PSAT Writing) each have average 50 and standard deviation 10; an "average" component SEI is 40 to 60. Component SEIs are computed only if at least eight test results are available.

# 2017-18 School Effectiveness Index (SEI) Detail

131-IGNACIO ZARAGOZA ELEMENTARY SCHOOL

Overall SEI: 47.2

State accountability rating: Met Standard



NOTES: "Overall SEI" has average 50 and standard deviation 5; an "average" overall SEI is 45 to 55. Component SEIs (e.g. Grade 5 STAAR Reading, PSAT Writing) each have average 50 and standard deviation 10; an "average" component SEI is 40 to 60. Component SEIs are computed only if at least eight test results are available.




# 2017-18 School Effectiveness Index (SEI) Detail

133-BARBARA JORDAN ELEMENTARY SCHOOL

Overall SEI: 45.2

State accountability rating: Met Standard



NOTES: "Overall SEI" has average 50 and standard deviation 5; an "average" overall SEI is 45 to 55. Component SEIs (e.g. Grade 5 STAAR Reading, PSAT Writing) each have average 50 and standard deviation 10; an "average" component SEI is 40 to 60. Component SEIs are computed only if at least eight test results are available.

# 2017-18 School Effectiveness Index (SEI) Detail

134—GEORGE B. DEALEY MONTESSORI ACADEMY

Overall SEI: 51.9

State accountability rating: Met Standard



NOTES: "Overall SEI" has average 50 and standard deviation 5; an "average" overall SEI is 45 to 55. Component SEIs (e.g. Grade 5 STAAR Reading, PSAT Writing) each have average 50 and standard deviation 10; an "average" component SEI is 40 to 60. Component SEIs are computed only if at least eight test results are available.

# 2017-18 School Effectiveness Index (SEI) Detail

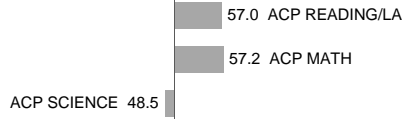
134—GEORGE B. DEALEY MONTESSORI ACADEMY

Overall SEI: 51.9


State accountability rating: Met Standard

## Core ACP

### Grade 5



### Grade 6




NOTES: "Overall SEI" has average 50 and standard deviation 5; an "average" overall SEI is 45 to 55. Component SEIs (e.g. Grade 5 STAAR Reading, PSAT Writing) each have average 50 and standard deviation 10; an "average" component SEI is 40 to 60. Component SEIs are computed only if at least eight test results are available.

# 2017-18 School Effectiveness Index (SEI) Detail

135–EVERETTE LEE DEGOLYER ELEMENTARY SCHOOL

Overall SEI: 50.4

State accountability rating: Met Standard




NOTES: "Overall SEI" has average 50 and standard deviation 5; an "average" overall SEI is 45 to 55. Component SEIs (e.g. Grade 5 STAAR Reading, PSAT Writing) each have average 50 and standard deviation 10; an "average" component SEI is 40 to 60. Component SEIs are computed only if at least eight test results are available.

# 2017-18 School Effectiveness Index (SEI) Detail

136-L.O. DONALD ELEMENTARY SCHOOL

Overall SEI: 52.8

State accountability rating: Met Standard




NOTES: "Overall SEI" has average 50 and standard deviation 5; an "average" overall SEI is 45 to 55. Component SEIs (e.g. Grade 5 STAAR Reading, PSAT Writing) each have average 50 and standard deviation 10; an "average" component SEI is 40 to 60. Component SEIs are computed only if at least eight test results are available.

# 2017-18 School Effectiveness Index (SEI) Detail

137-JULIUS DORSEY ELEMENTARY SCHOOL

Overall SEI: 58.4

State accountability rating: Met Standard



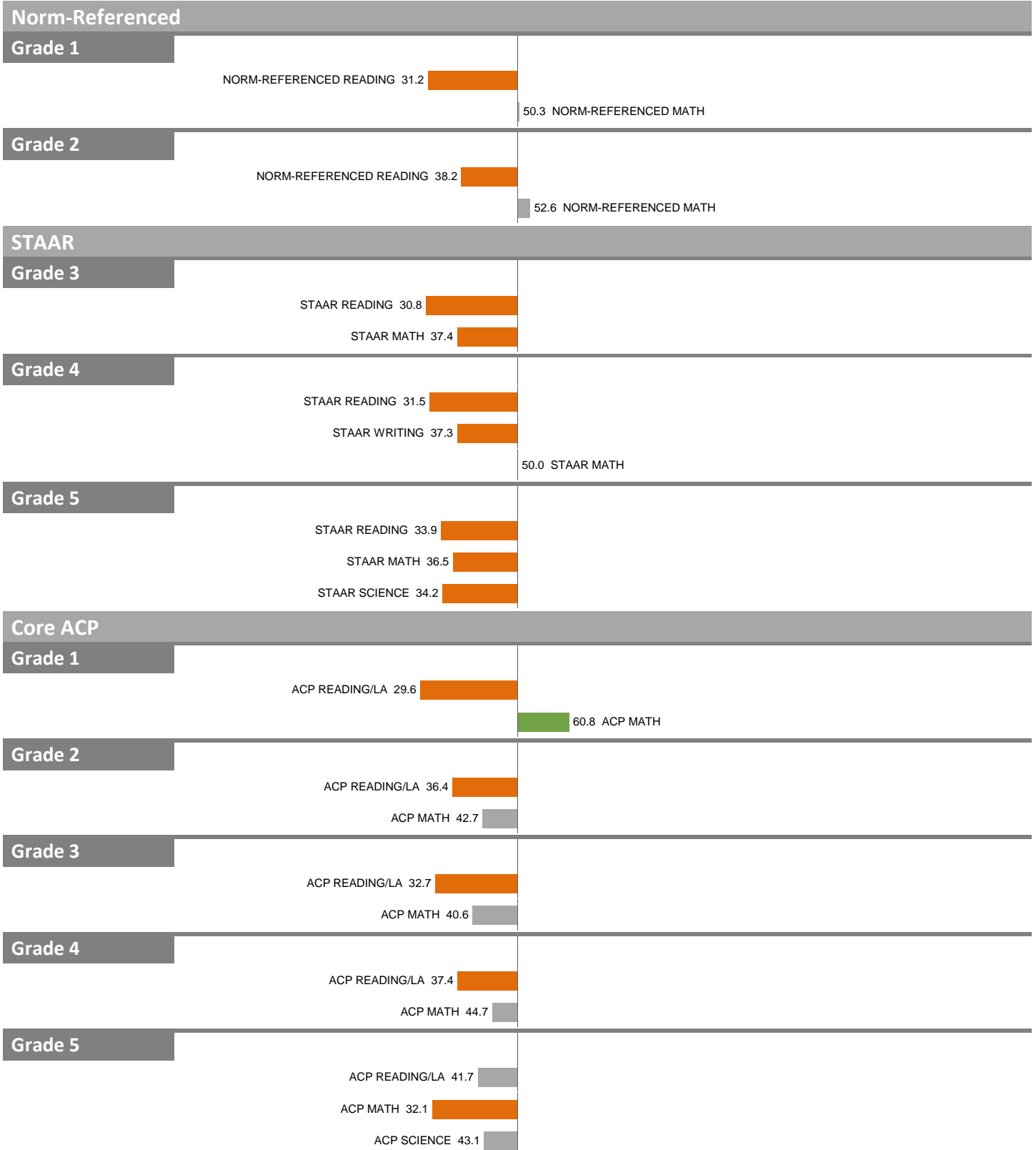
NOTES: "Overall SEI" has average 50 and standard deviation 5; an "average" overall SEI is 45 to 55. Component SEIs (e.g. Grade 5 STAAR Reading, PSAT Writing) each have average 50 and standard deviation 10; an "average" component SEI is 40 to 60. Component SEIs are computed only if at least eight test results are available.

# 2017-18 School Effectiveness Index (SEI) Detail

139-PAUL L. DUNBAR LEARNING CENTER

Overall SEI: 39.2

State accountability rating: Met Standard



NOTES: "Overall SEI" has average 50 and standard deviation 5; an "average" overall SEI is 45 to 55. Component SEIs (e.g. Grade 5 STAAR Reading, PSAT Writing) each have average 50 and standard deviation 10; an "average" component SEI is 40 to 60. Component SEIs are computed only if at least eight test results are available.

# 2017-18 School Effectiveness Index (SEI) Detail

141-JILL STONE ELEMENTARY SCHOOL AT VICKERY MEADOW

Overall SEI: 47.4

State accountability rating: Met Standard



NOTES: "Overall SEI" has average 50 and standard deviation 5; an "average" overall SEI is 45 to 55. Component SEIs (e.g. Grade 5 STAAR Reading, PSAT Writing) each have average 50 and standard deviation 10; an "average" component SEI is 40 to 60. Component SEIs are computed only if at least eight test results are available.




# 2017-18 School Effectiveness Index (SEI) Detail

142-J.N. ERVIN ELEMENTARY SCHOOL

Overall SEI: 48.3

State accountability rating: Met Standard




NOTES: "Overall SEI" has average 50 and standard deviation 5; an "average" overall SEI is 45 to 55. Component SEIs (e.g. Grade 5 STAAR Reading, PSAT Writing) each have average 50 and standard deviation 10; an "average" component SEI is 40 to 60. Component SEIs are computed only if at least eight test results are available.

# 2017-18 School Effectiveness Index (SEI) Detail

144-TOM W. FIELD ELEMENTARY SCHOOL

Overall SEI: 48.0

State accountability rating: Met Standard



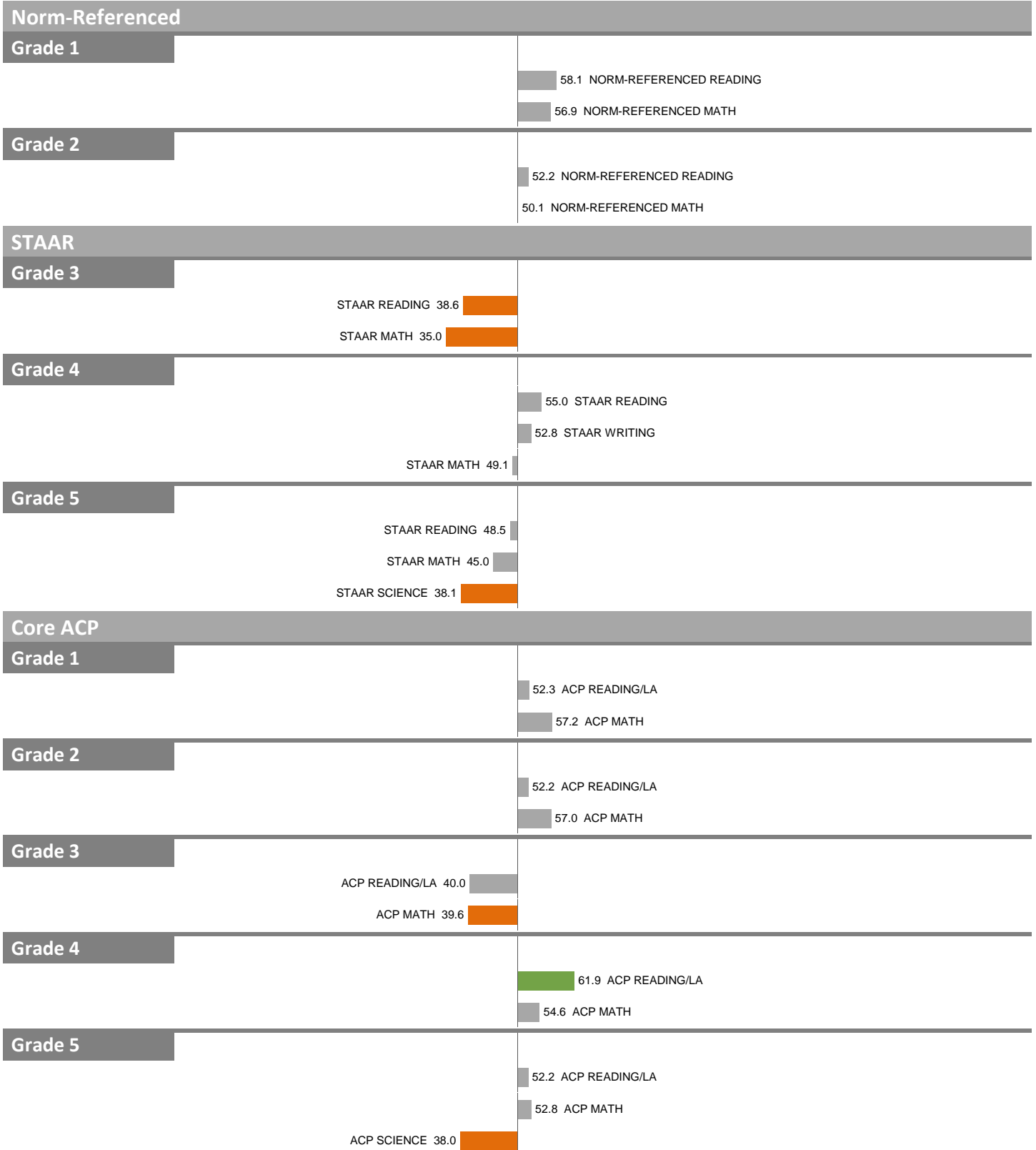
NOTES: "Overall SEI" has average 50 and standard deviation 5; an "average" overall SEI is 45 to 55. Component SEIs (e.g. Grade 5 STAAR Reading, PSAT Writing) each have average 50 and standard deviation 10; an "average" component SEI is 40 to 60. Component SEIs are computed only if at least eight test results are available.

# 2017-18 School Effectiveness Index (SEI) Detail

145-STEPHEN C. FOSTER ELEMENTARY SCHOOL

Overall SEI: 48.7

State accountability rating: Met Standard



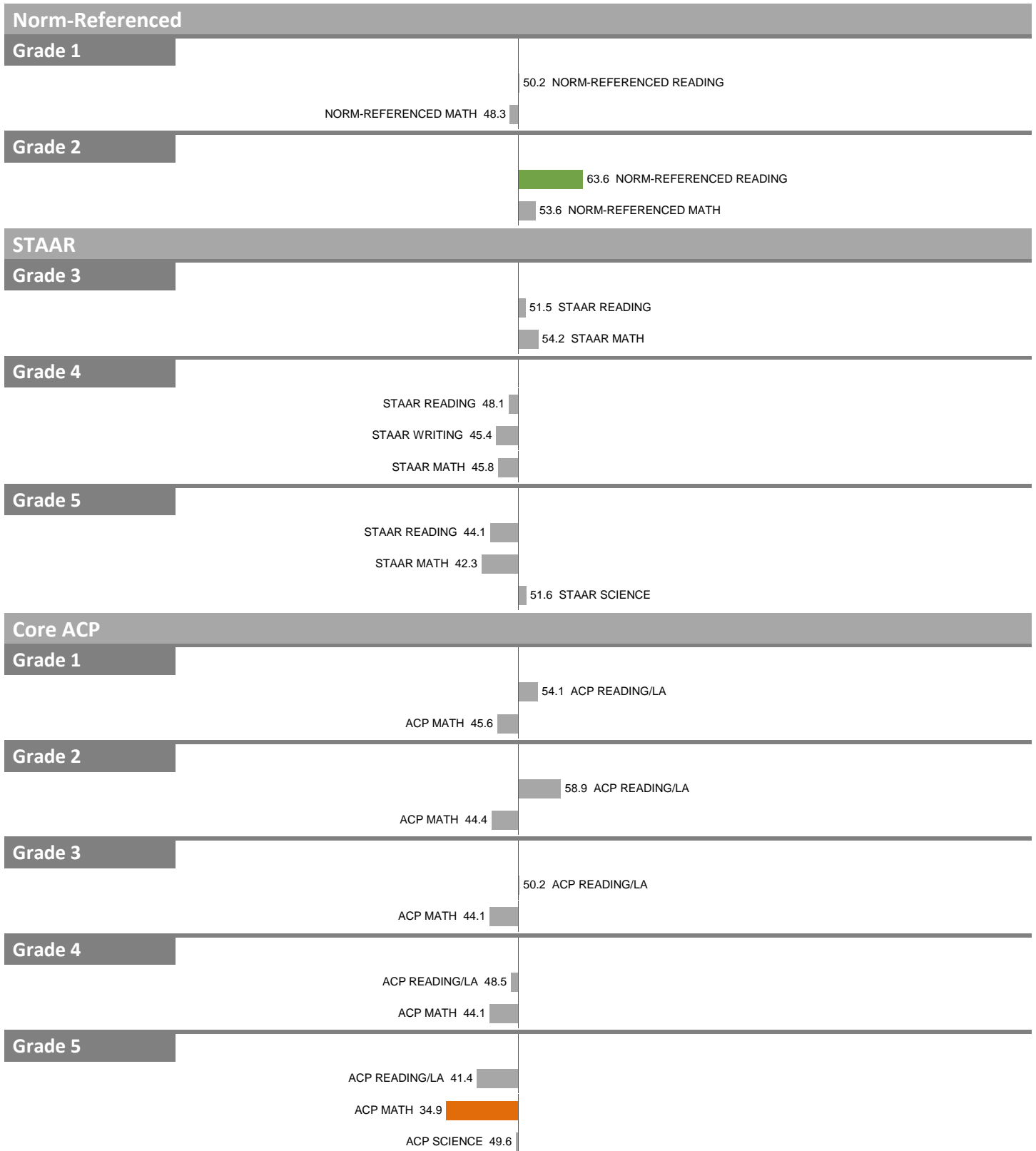
NOTES: "Overall SEI" has average 50 and standard deviation 5; an "average" overall SEI is 45 to 55. Component SEIs (e.g. Grade 5 STAAR Reading, PSAT Writing) each have average 50 and standard deviation 10; an "average" component SEI is 40 to 60. Component SEIs are computed only if at least eight test results are available.

# 2017-18 School Effectiveness Index (SEI) Detail

147-CHARLES A. GILL ELEMENTARY SCHOOL

Overall SEI: 49.3

State accountability rating: Met Standard




NOTES: "Overall SEI" has average 50 and standard deviation 5; an "average" overall SEI is 45 to 55. Component SEIs (e.g. Grade 5 STAAR Reading, PSAT Writing) each have average 50 and standard deviation 10; an "average" component SEI is 40 to 60. Component SEIs are computed only if at least eight test results are available.

# 2017-18 School Effectiveness Index (SEI) Detail

148–TOM C. GOOCH ELEMENTARY SCHOOL

Overall SEI: 45.7

State accountability rating: Met Standard




NOTES: "Overall SEI" has average 50 and standard deviation 5; an "average" overall SEI is 45 to 55. Component SEIs (e.g. Grade 5 STAAR Reading, PSAT Writing) each have average 50 and standard deviation 10; an "average" component SEI is 40 to 60. Component SEIs are computed only if at least eight test results are available.

# 2017-18 School Effectiveness Index (SEI) Detail

149–LENORE KIRK HALL ELEMENTARY SCHOOL

Overall SEI: 49.5

State accountability rating: Met Standard



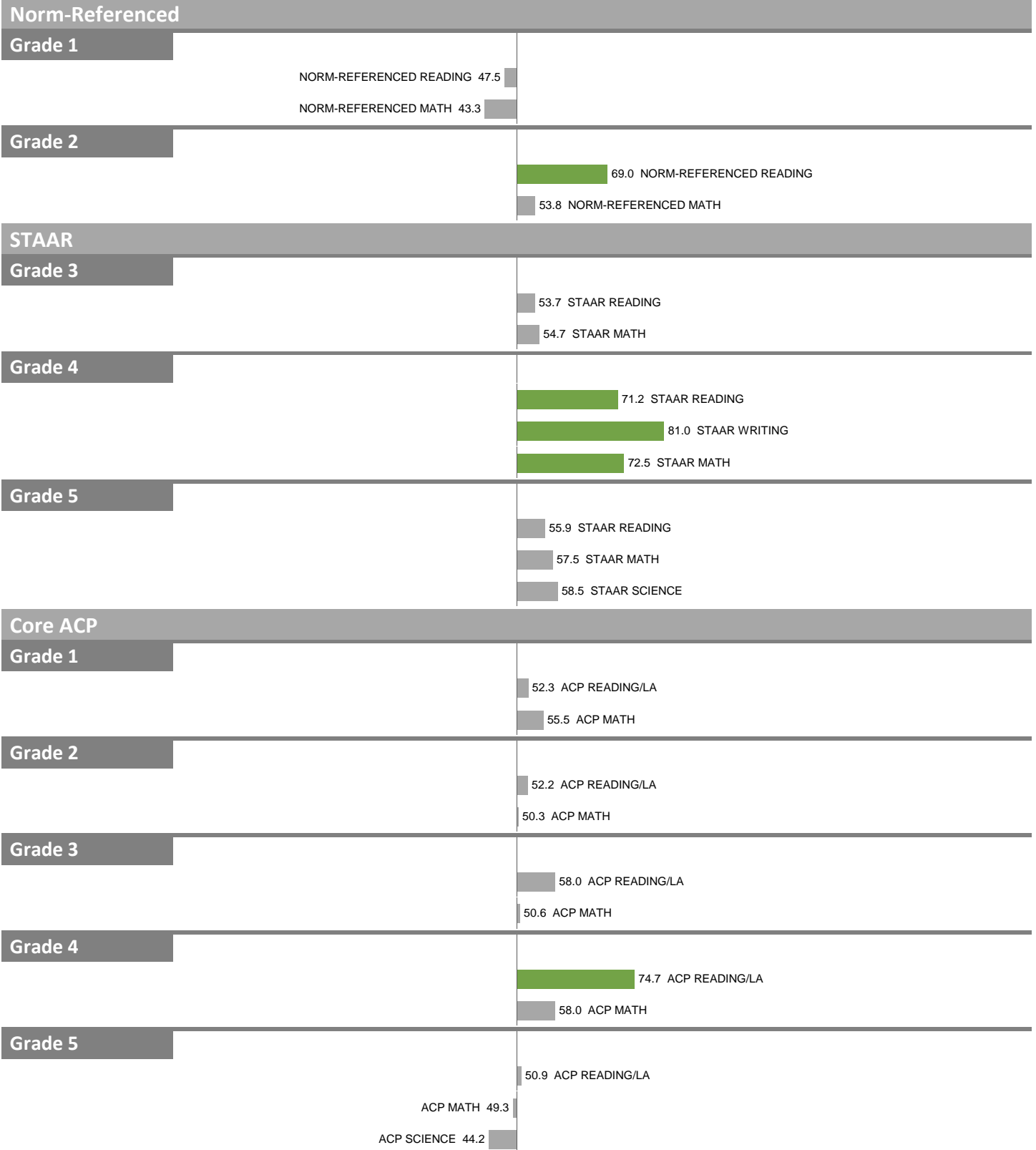
NOTES: "Overall SEI" has average 50 and standard deviation 5; an "average" overall SEI is 45 to 55. Component SEIs (e.g. Grade 5 STAAR Reading, PSAT Writing) each have average 50 and standard deviation 10; an "average" component SEI is 40 to 60. Component SEIs are computed only if at least eight test results are available.

# 2017-18 School Effectiveness Index (SEI) Detail

152-MARGARET B. HENDERSON ELEMENTARY SCHOOL

Overall SEI: 58.5

State accountability rating: Met Standard




NOTES: "Overall SEI" has average 50 and standard deviation 5; an "average" overall SEI is 45 to 55. Component SEIs (e.g. Grade 5 STAAR Reading, PSAT Writing) each have average 50 and standard deviation 10; an "average" component SEI is 40 to 60. Component SEIs are computed only if at least eight test results are available.

# 2017-18 School Effectiveness Index (SEI) Detail

153-VICTOR H. HEXTER ELEMENTARY SCHOOL

Overall SEI: 55.3

State accountability rating: Met Standard



NOTES: "Overall SEI" has average 50 and standard deviation 5; an "average" overall SEI is 45 to 55. Component SEIs (e.g. Grade 5 STAAR Reading, PSAT Writing) each have average 50 and standard deviation 10; an "average" component SEI is 40 to 60. Component SEIs are computed only if at least eight test results are available.




# 2017-18 School Effectiveness Index (SEI) Detail

154-LARRY G. SMITH ELEMENTARY SCHOOL

Overall SEI: 54.9

State accountability rating: Met Standard




NOTES: "Overall SEI" has average 50 and standard deviation 5; an "average" overall SEI is 45 to 55. Component SEIs (e.g. Grade 5 STAAR Reading, PSAT Writing) each have average 50 and standard deviation 10; an "average" component SEI is 40 to 60. Component SEIs are computed only if at least eight test results are available.

# 2017-18 School Effectiveness Index (SEI) Detail

155-C.A. TATUM, JR. ELEMENTARY SCHOOL

Overall SEI: 47.0

State accountability rating: Met Standard




NOTES: "Overall SEI" has average 50 and standard deviation 5; an "average" overall SEI is 45 to 55. Component SEIs (e.g. Grade 5 STAAR Reading, PSAT Writing) each have average 50 and standard deviation 10; an "average" component SEI is 40 to 60. Component SEIs are computed only if at least eight test results are available.

# 2017-18 School Effectiveness Index (SEI) Detail

156-NATHANIEL HAWTHORNE ELEMENTARY SCHOOL

Overall SEI: 44.4

State accountability rating: Met Standard




NOTES: "Overall SEI" has average 50 and standard deviation 5; an "average" overall SEI is 45 to 55. Component SEIs (e.g. Grade 5 STAAR Reading, PSAT Writing) each have average 50 and standard deviation 10; an "average" component SEI is 40 to 60. Component SEIs are computed only if at least eight test results are available.

# 2017-18 School Effectiveness Index (SEI) Detail

157-JAMES S. HOGG ELEMENTARY SCHOOL

Overall SEI: 53.9

State accountability rating: Met Standard



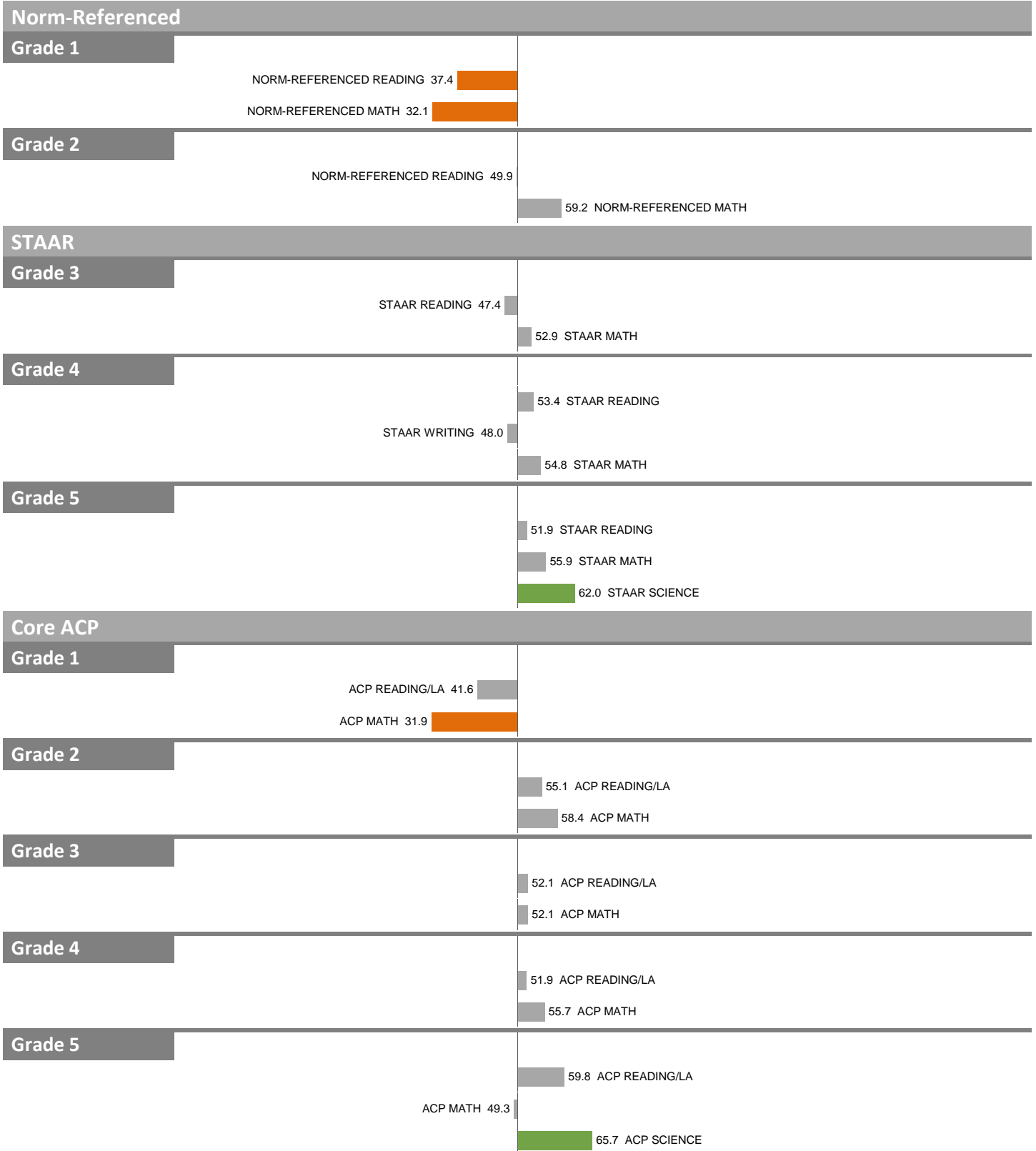
NOTES: "Overall SEI" has average 50 and standard deviation 5; an "average" overall SEI is 45 to 55. Component SEIs (e.g. Grade 5 STAAR Reading, PSAT Writing) each have average 50 and standard deviation 10; an "average" component SEI is 40 to 60. Component SEIs are computed only if at least eight test results are available.

# 2017-18 School Effectiveness Index (SEI) Detail

158-LIDA HOOE ELEMENTARY SCHOOL

Overall SEI: 50.6

State accountability rating: Met Standard




NOTES: "Overall SEI" has average 50 and standard deviation 5; an "average" overall SEI is 45 to 55. Component SEIs (e.g. Grade 5 STAAR Reading, PSAT Writing) each have average 50 and standard deviation 10; an "average" component SEI is 40 to 60. Component SEIs are computed only if at least eight test results are available.

# 2017-18 School Effectiveness Index (SEI) Detail

159-L.L. HOTCHKISS ELEMENTARY SCHOOL

Overall SEI: 45.9

State accountability rating: Met Standard




NOTES: "Overall SEI" has average 50 and standard deviation 5; an "average" overall SEI is 45 to 55. Component SEIs (e.g. Grade 5 STAAR Reading, PSAT Writing) each have average 50 and standard deviation 10; an "average" component SEI is 40 to 60. Component SEIs are computed only if at least eight test results are available.

# 2017-18 School Effectiveness Index (SEI) Detail

160-PERSONALIZED LEARNING PREPARATORY AT SAM HOUSTON

Overall SEI: 51.7

State accountability rating: Met Standard




NOTES: "Overall SEI" has average 50 and standard deviation 5; an "average" overall SEI is 45 to 55. Component SEIs (e.g. Grade 5 STAAR Reading, PSAT Writing) each have average 50 and standard deviation 10; an "average" component SEI is 40 to 60. Component SEIs are computed only if at least eight test results are available.

# 2017-18 School Effectiveness Index (SEI) Detail

161-JOHN IRELAND ELEMENTARY SCHOOL

Overall SEI: 49.8

State accountability rating: Met Standard



NOTES: "Overall SEI" has average 50 and standard deviation 5; an "average" overall SEI is 45 to 55. Component SEIs (e.g. Grade 5 STAAR Reading, PSAT Writing) each have average 50 and standard deviation 10; an "average" component SEI is 40 to 60. Component SEIs are computed only if at least eight test results are available.




# 2017-18 School Effectiveness Index (SEI) Detail

162-MOCKINGBIRD ELEMENTARY SCHOOL

Overall SEI: 57.7

State accountability rating: Met Standard



NOTES: "Overall SEI" has average 50 and standard deviation 5; an "average" overall SEI is 45 to 55. Component SEIs (e.g. Grade 5 STAAR Reading, PSAT Writing) each have average 50 and standard deviation 10; an "average" component SEI is 40 to 60. Component SEIs are computed only if at least eight test results are available.

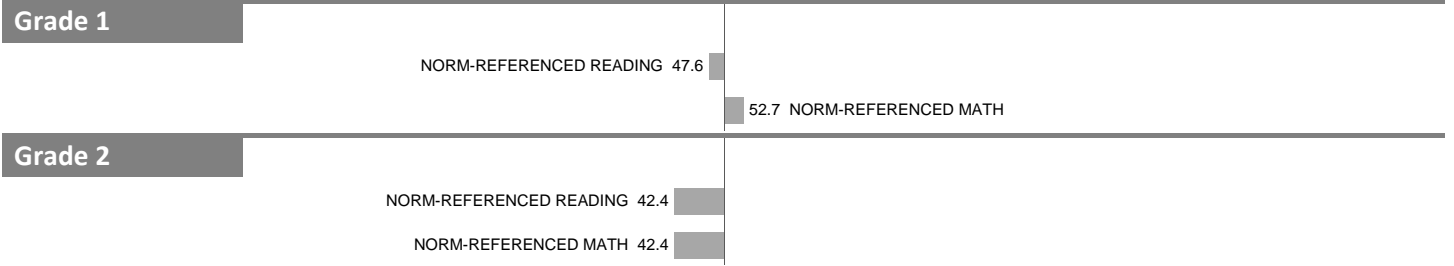
# 2017-18 School Effectiveness Index (SEI) Detail

163—CEDAR CREST ELEMENTARY SCHOOL

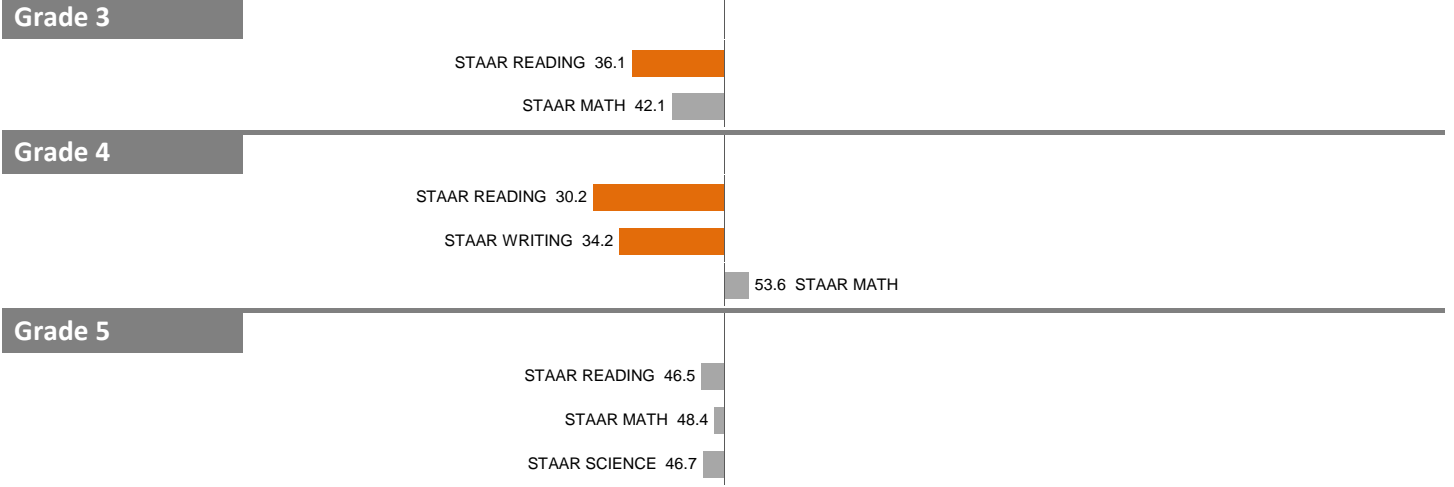
Overall SEI: 44.8

State accountability rating: Met Standard

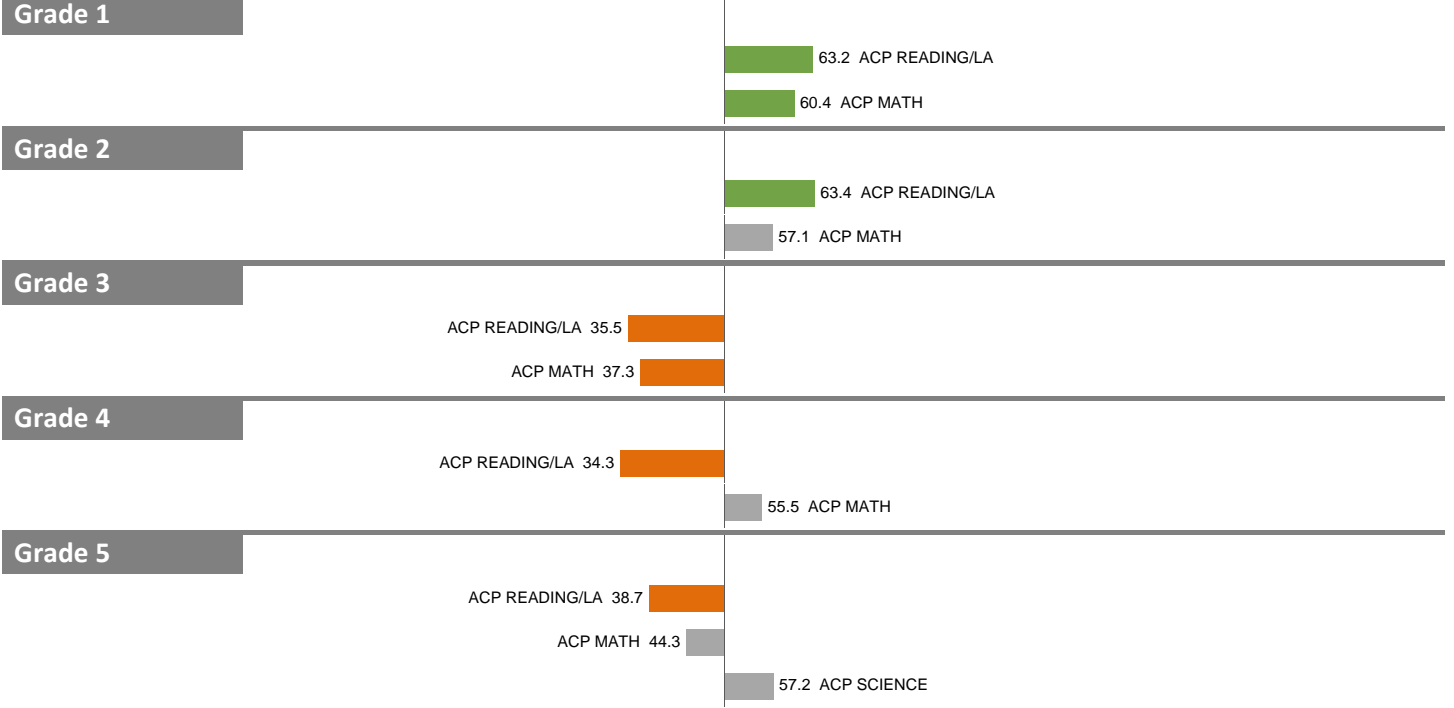
## Norm-Referenced



## STAAR



## Core ACP



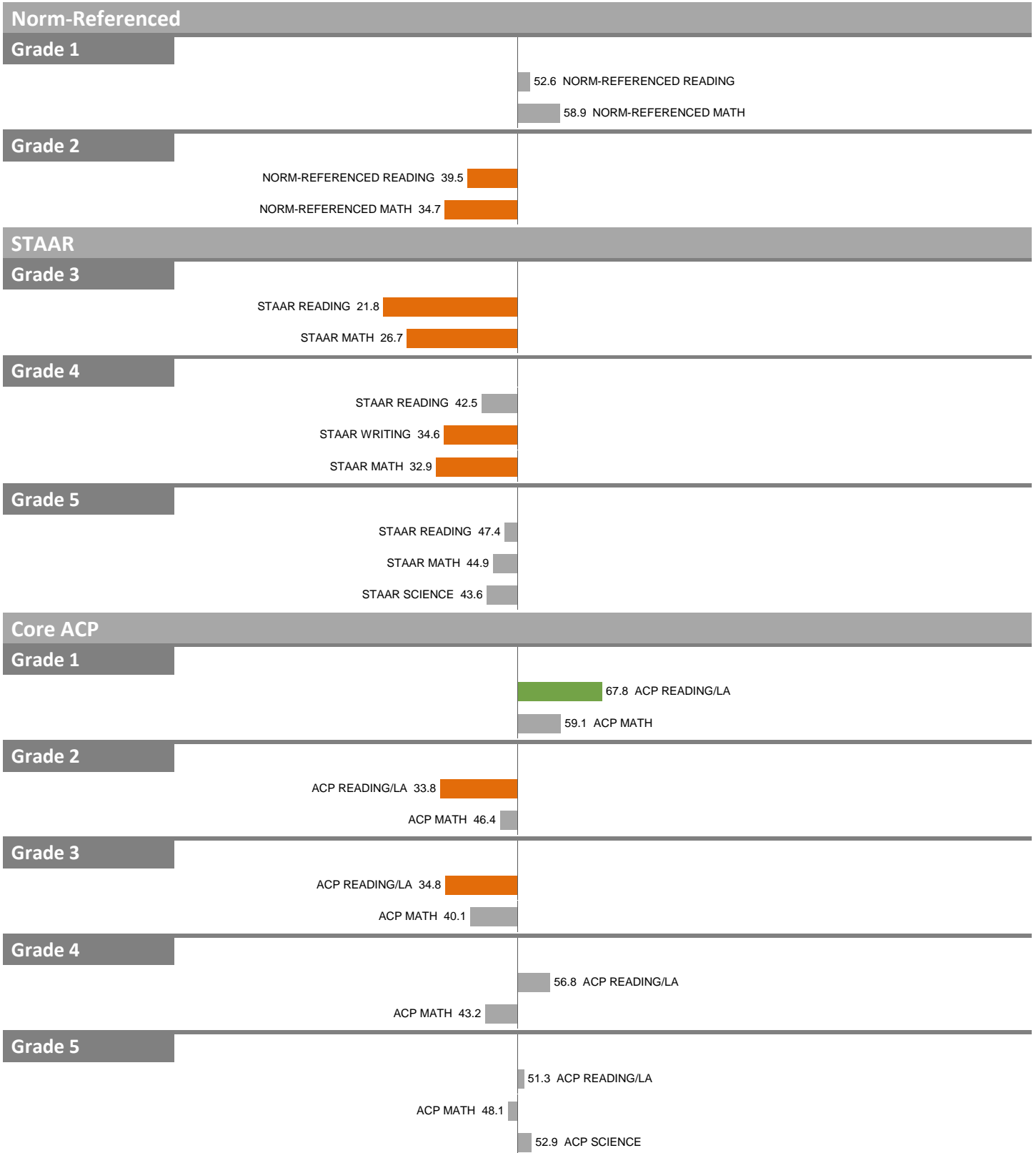
NOTES: "Overall SEI" has average 50 and standard deviation 5; an "average" overall SEI is 45 to 55. Component SEIs (e.g. Grade 5 STAAR Reading, PSAT Writing) each have average 50 and standard deviation 10; an "average" component SEI is 40 to 60. Component SEIs are computed only if at least eight test results are available.

# 2017-18 School Effectiveness Index (SEI) Detail

164-ANSON JONES ELEMENTARY SCHOOL

Overall SEI: 41.8

State accountability rating: Met Standard



NOTES: "Overall SEI" has average 50 and standard deviation 5; an "average" overall SEI is 45 to 55. Component SEIs (e.g. Grade 5 STAAR Reading, PSAT Writing) each have average 50 and standard deviation 10; an "average" component SEI is 40 to 60. Component SEIs are computed only if at least eight test results are available.

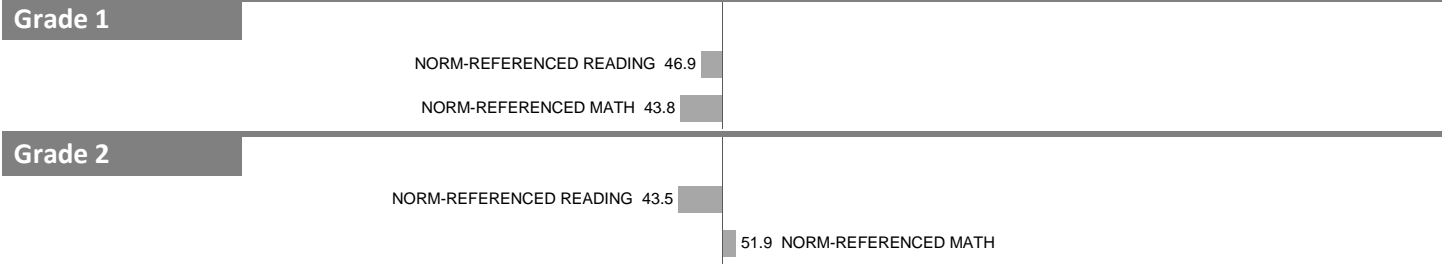
# 2017-18 School Effectiveness Index (SEI) Detail

166-EDWIN J. KIEST ELEMENTARY SCHOOL

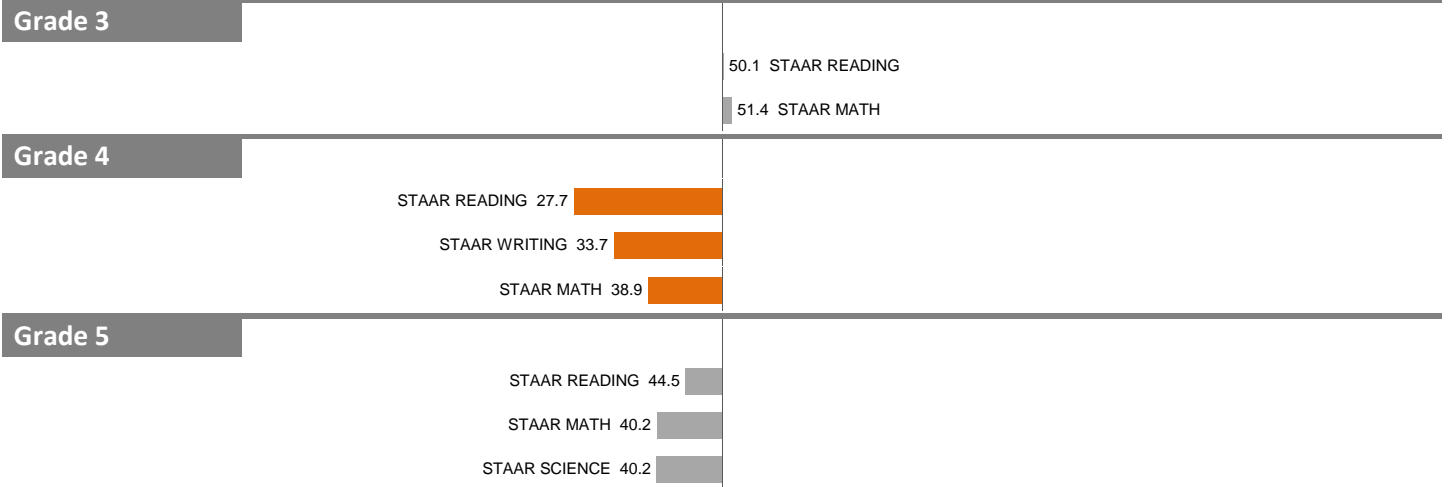
Overall SEI: 44.4

State accountability rating: Met Standard

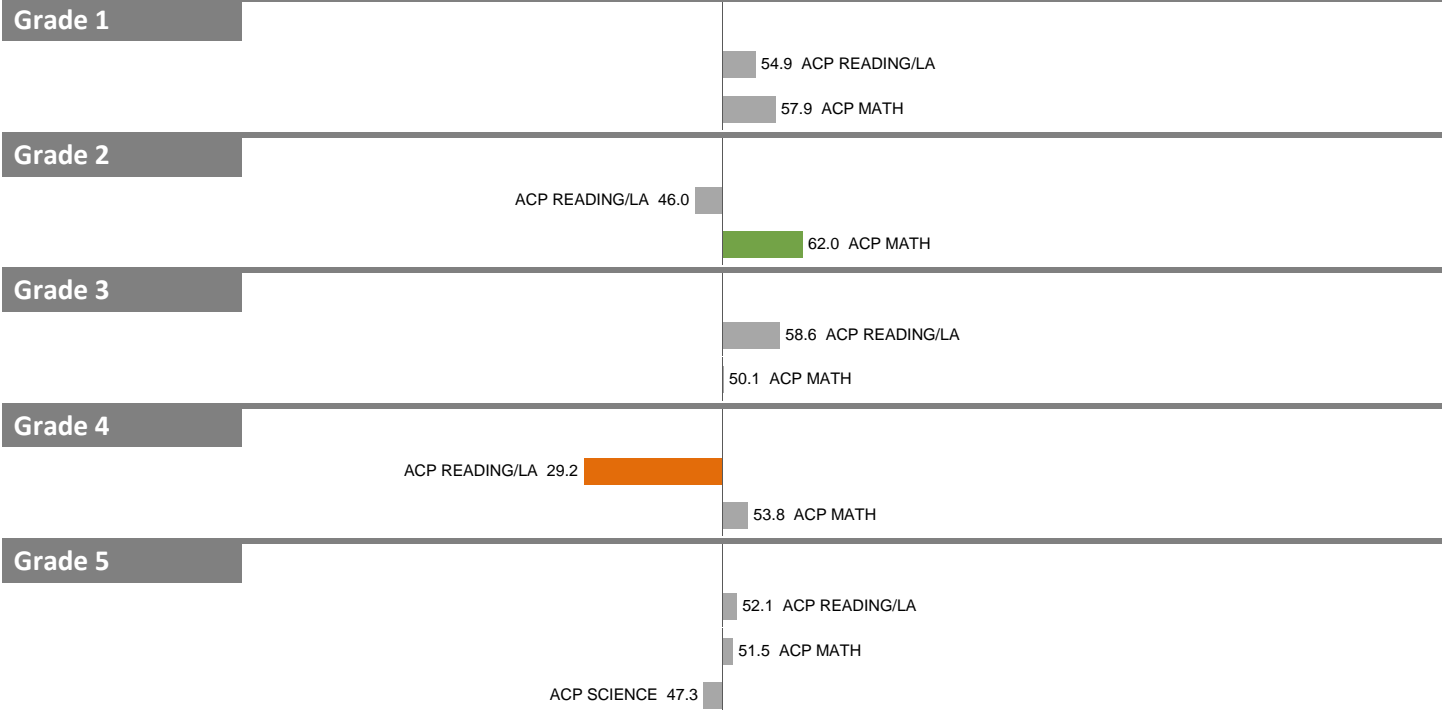
## Norm-Referenced



## STAAR



## Core ACP




NOTES: "Overall SEI" has average 50 and standard deviation 5; an "average" overall SEI is 45 to 55. Component SEIs (e.g. Grade 5 STAAR Reading, PSAT Writing) each have average 50 and standard deviation 10; an "average" component SEI is 40 to 60. Component SEIs are computed only if at least eight test results are available.

# 2017-18 School Effectiveness Index (SEI) Detail

167-KLEBERG ELEMENTARY SCHOOL

Overall SEI: 52.7

State accountability rating: Met Standard




NOTES: "Overall SEI" has average 50 and standard deviation 5; an "average" overall SEI is 45 to 55. Component SEIs (e.g. Grade 5 STAAR Reading, PSAT Writing) each have average 50 and standard deviation 10; an "average" component SEI is 40 to 60. Component SEIs are computed only if at least eight test results are available.

# 2017-18 School Effectiveness Index (SEI) Detail

168—OBADIAH KNIGHT ELEMENTARY SCHOOL

Overall SEI: 51.6

State accountability rating: Met Standard




NOTES: "Overall SEI" has average 50 and standard deviation 5; an "average" overall SEI is 45 to 55. Component SEIs (e.g. Grade 5 STAAR Reading, PSAT Writing) each have average 50 and standard deviation 10; an "average" component SEI is 40 to 60. Component SEIs are computed only if at least eight test results are available.

# 2017-18 School Effectiveness Index (SEI) Detail

169-ARTHUR KRAMER ELEMENTARY SCHOOL

Overall SEI: 51.1

State accountability rating: Met Standard




NOTES: "Overall SEI" has average 50 and standard deviation 5; an "average" overall SEI is 45 to 55. Component SEIs (e.g. Grade 5 STAAR Reading, PSAT Writing) each have average 50 and standard deviation 10; an "average" component SEI is 40 to 60. Component SEIs are computed only if at least eight test results are available.

# 2017-18 School Effectiveness Index (SEI) Detail

170-RICHARD LAGOW ELEMENTARY SCHOOL

Overall SEI: 46.7

State accountability rating: Met Standard



NOTES: "Overall SEI" has average 50 and standard deviation 5; an "average" overall SEI is 45 to 55. Component SEIs (e.g. Grade 5 STAAR Reading, PSAT Writing) each have average 50 and standard deviation 10; an "average" component SEI is 40 to 60. Component SEIs are computed only if at least eight test results are available.




# 2017-18 School Effectiveness Index (SEI) Detail

171-LAKEWOOD ELEMENTARY SCHOOL

Overall SEI: 51.9

State accountability rating: Met Standard




NOTES: "Overall SEI" has average 50 and standard deviation 5; an "average" overall SEI is 45 to 55. Component SEIs (e.g. Grade 5 STAAR Reading, PSAT Writing) each have average 50 and standard deviation 10; an "average" component SEI is 40 to 60. Component SEIs are computed only if at least eight test results are available.

# 2017-18 School Effectiveness Index (SEI) Detail

172-JIMMIE TYLER BRASHEAR ELEMENTARY SCHOOL

Overall SEI: 57.9

State accountability rating: Met Standard




NOTES: "Overall SEI" has average 50 and standard deviation 5; an "average" overall SEI is 45 to 55. Component SEIs (e.g. Grade 5 STAAR Reading, PSAT Writing) each have average 50 and standard deviation 10; an "average" component SEI is 40 to 60. Component SEIs are computed only if at least eight test results are available.

# 2017-18 School Effectiveness Index (SEI) Detail

173-SIDNEY LANIER ELEMENTARY SCHOOL

Overall SEI: 48.1

State accountability rating: Met Standard



NOTES: "Overall SEI" has average 50 and standard deviation 5; an "average" overall SEI is 45 to 55. Component SEIs (e.g. Grade 5 STAAR Reading, PSAT Writing) each have average 50 and standard deviation 10; an "average" component SEI is 40 to 60. Component SEIs are computed only if at least eight test results are available.


# 2017-18 School Effectiveness Index (SEI) Detail

174—GENEVA HEIGHTS ELEMENTARY SCHOOL

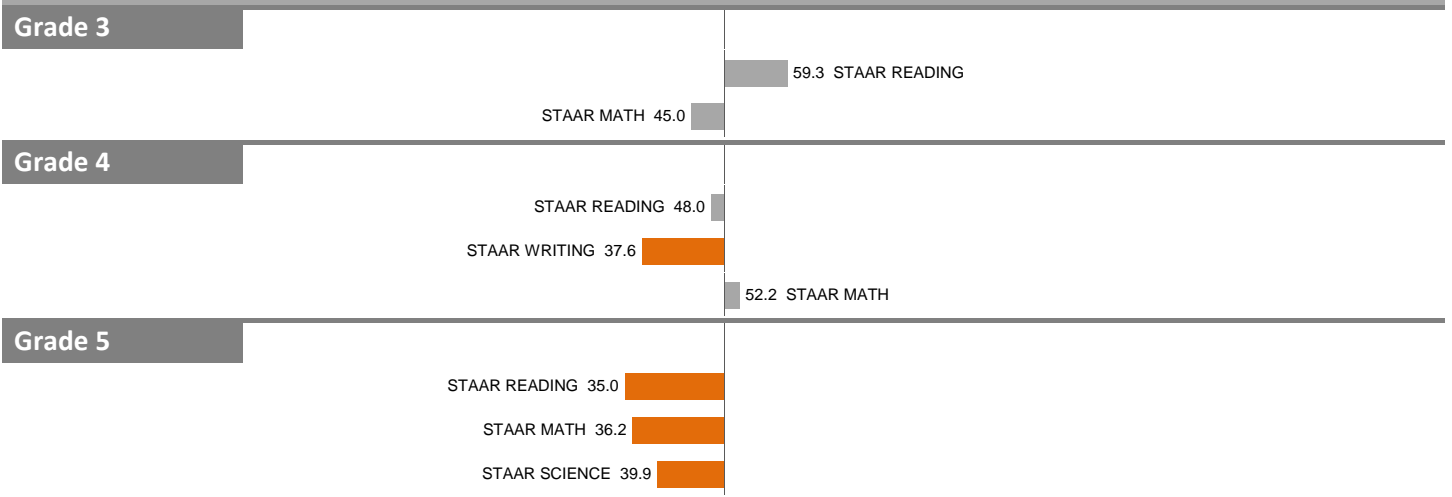
Overall SEI: 47.1

State accountability rating: Met Standard

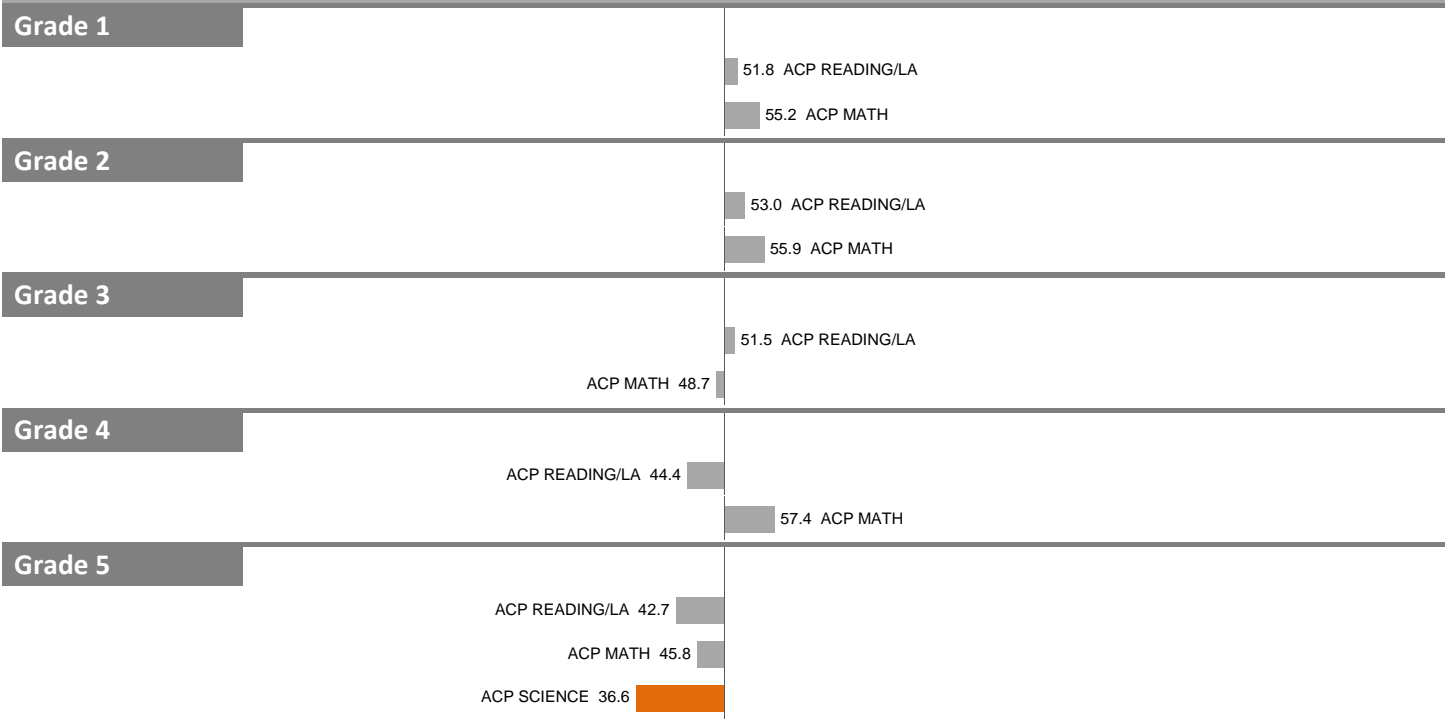
## Norm-Referenced



## STAAR



## Core ACP



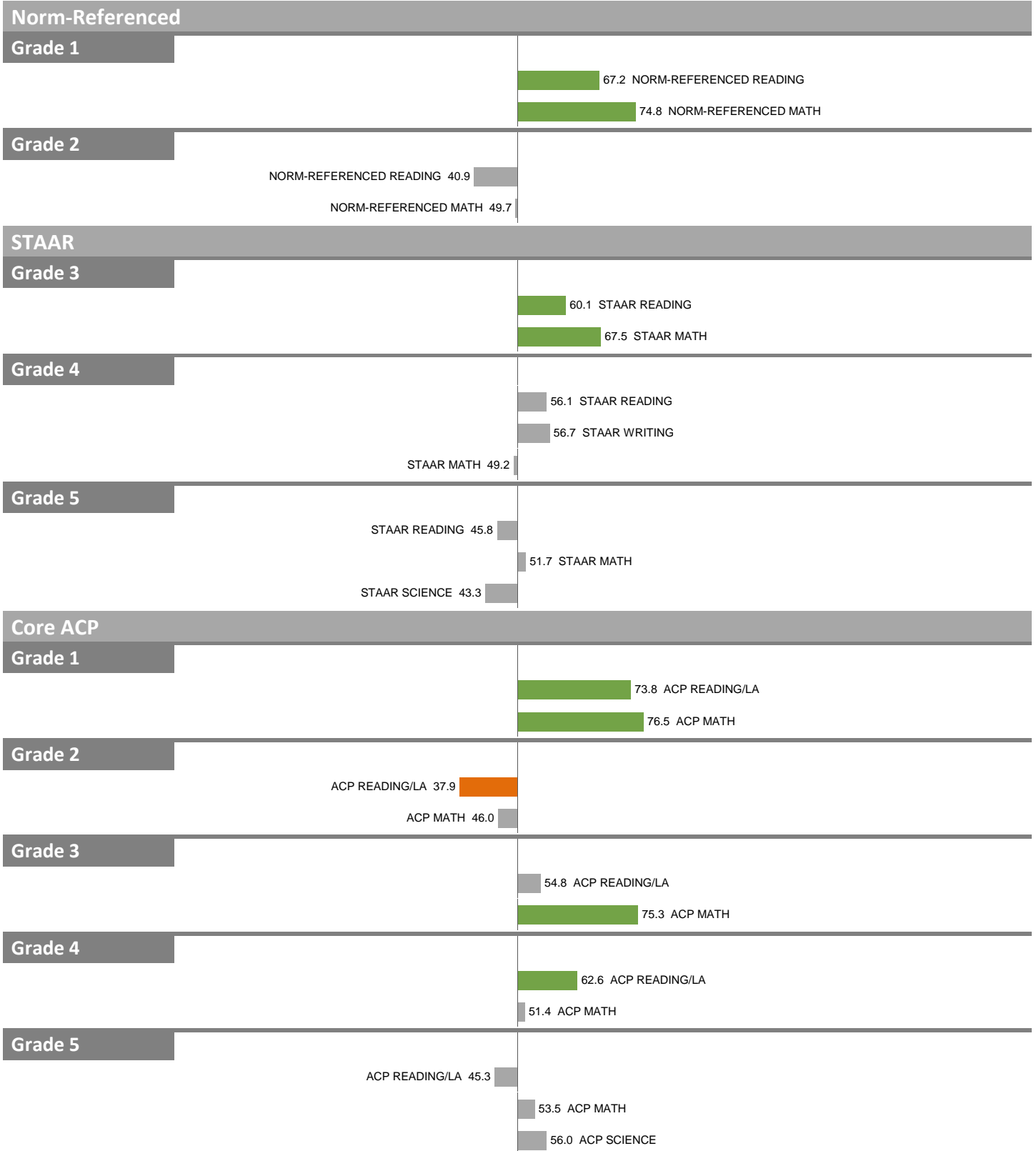
NOTES: "Overall SEI" has average 50 and standard deviation 5; an "average" overall SEI is 45 to 55. Component SEIs (e.g. Grade 5 STAAR Reading, PSAT Writing) each have average 50 and standard deviation 10; an "average" component SEI is 40 to 60. Component SEIs are computed only if at least eight test results are available.

# 2017-18 School Effectiveness Index (SEI) Detail

175-UMPHREY LEE ELEMENTARY SCHOOL

Overall SEI: 55.4

State accountability rating: Met Standard



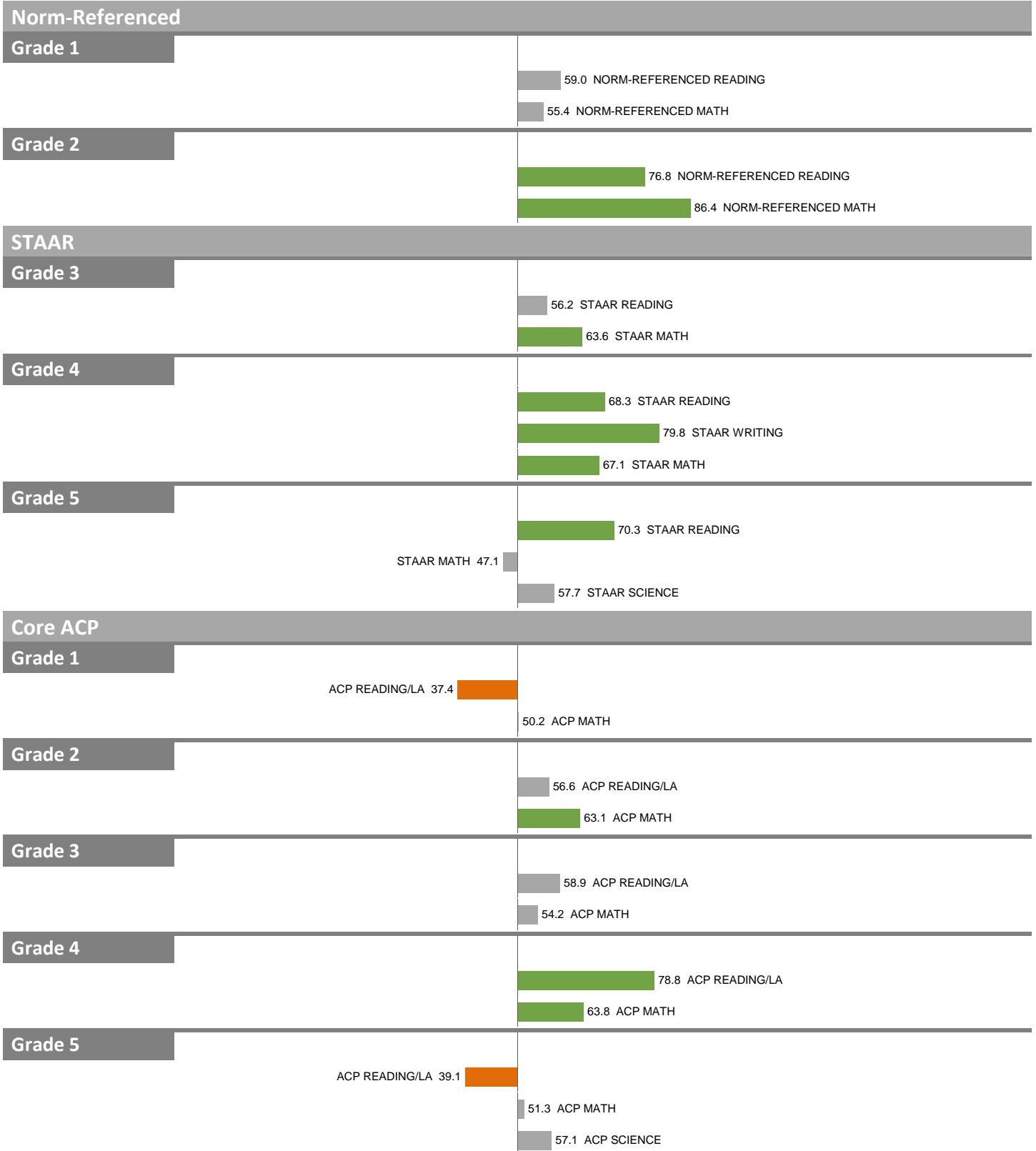
NOTES: "Overall SEI" has average 50 and standard deviation 5; an "average" overall SEI is 45 to 55. Component SEIs (e.g. Grade 5 STAAR Reading, PSAT Writing) each have average 50 and standard deviation 10; an "average" component SEI is 40 to 60. Component SEIs are computed only if at least eight test results are available.

# 2017-18 School Effectiveness Index (SEI) Detail

176-JACK LOWE, SR. ELEMENTARY SCHOOL

Overall SEI: 63.3

State accountability rating: Met Standard




NOTES: "Overall SEI" has average 50 and standard deviation 5; an "average" overall SEI is 45 to 55. Component SEIs (e.g. Grade 5 STAAR Reading, PSAT Writing) each have average 50 and standard deviation 10; an "average" component SEI is 40 to 60. Component SEIs are computed only if at least eight test results are available.

# 2017-18 School Effectiveness Index (SEI) Detail

177-WILLIAM LIPSCOMB ELEMENTARY SCHOOL

Overall SEI: 49.2

State accountability rating: Met Standard




NOTES: "Overall SEI" has average 50 and standard deviation 5; an "average" overall SEI is 45 to 55. Component SEIs (e.g. Grade 5 STAAR Reading, PSAT Writing) each have average 50 and standard deviation 10; an "average" component SEI is 40 to 60. Component SEIs are computed only if at least eight test results are available.

# 2017-18 School Effectiveness Index (SEI) Detail

178-H.I. HOLLAND ELEMENTARY SCHOOL AT LISBON

Overall SEI: 48.5

State accountability rating: Met Standard



NOTES: "Overall SEI" has average 50 and standard deviation 5; an "average" overall SEI is 45 to 55. Component SEIs (e.g. Grade 5 STAAR Reading, PSAT Writing) each have average 50 and standard deviation 10; an "average" component SEI is 40 to 60. Component SEIs are computed only if at least eight test results are available.




# 2017-18 School Effectiveness Index (SEI) Detail

180-B.H. MACON ELEMENTARY SCHOOL

Overall SEI: 47.4

State accountability rating: Met Standard




NOTES: "Overall SEI" has average 50 and standard deviation 5; an "average" overall SEI is 45 to 55. Component SEIs (e.g. Grade 5 STAAR Reading, PSAT Writing) each have average 50 and standard deviation 10; an "average" component SEI is 40 to 60. Component SEIs are computed only if at least eight test results are available.

# 2017-18 School Effectiveness Index (SEI) Detail

181-MAPLE LAWN ELEMENTARY SCHOOL

Overall SEI: 48.3

State accountability rating: Met Standard



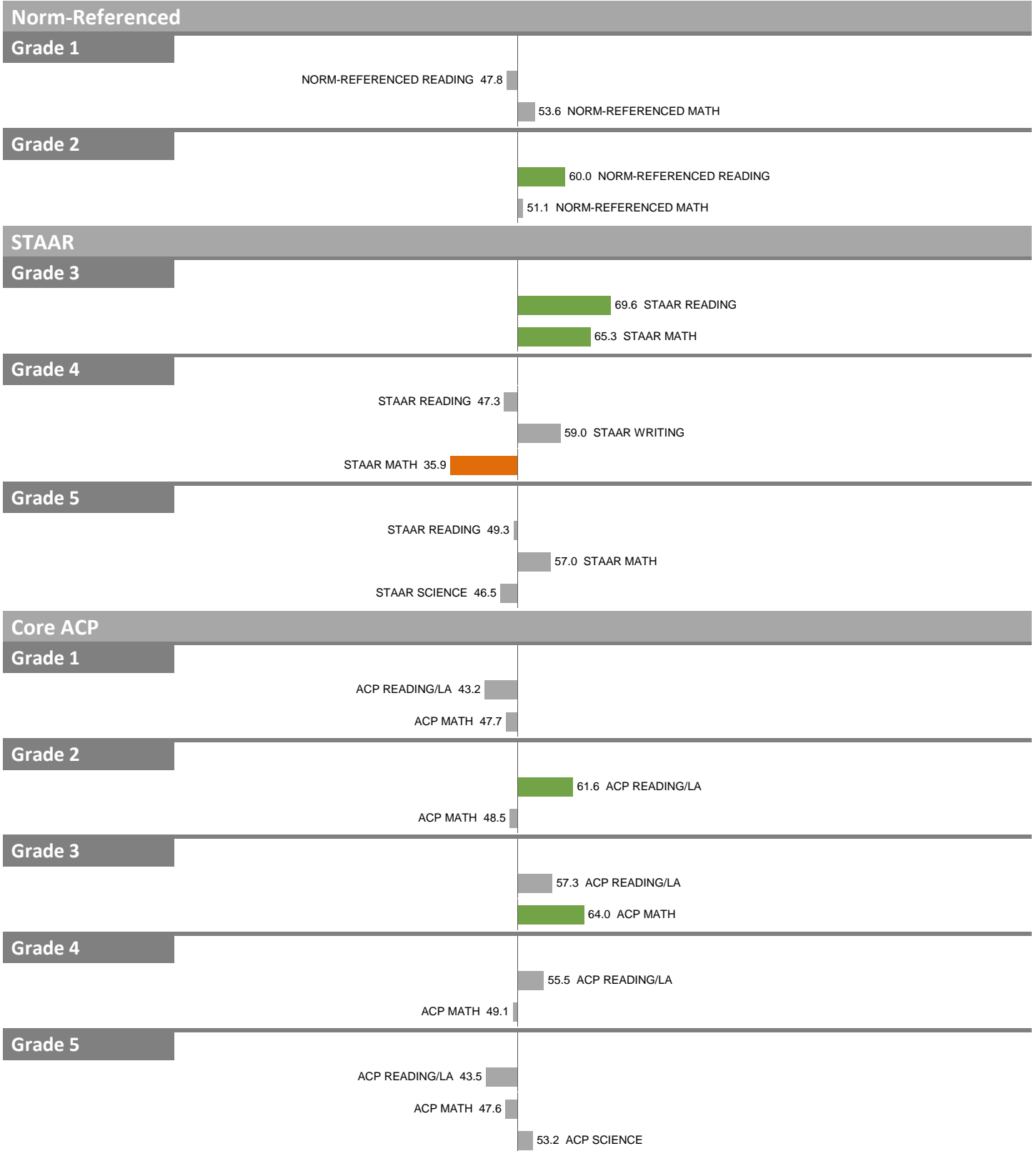
NOTES: "Overall SEI" has average 50 and standard deviation 5; an "average" overall SEI is 45 to 55. Component SEIs (e.g. Grade 5 STAAR Reading, PSAT Writing) each have average 50 and standard deviation 10; an "average" component SEI is 40 to 60. Component SEIs are computed only if at least eight test results are available.

# 2017-18 School Effectiveness Index (SEI) Detail

182—HERBERT MARCUS ELEMENTARY SCHOOL

Overall SEI: 53.1

State accountability rating: Met Standard




NOTES: "Overall SEI" has average 50 and standard deviation 5; an "average" overall SEI is 45 to 55. Component SEIs (e.g. Grade 5 STAAR Reading, PSAT Writing) each have average 50 and standard deviation 10; an "average" component SEI is 40 to 60. Component SEIs are computed only if at least eight test results are available.

# 2017-18 School Effectiveness Index (SEI) Detail

183–THOMAS L. MARSALIS ELEMENTARY SCHOOL

Overall SEI: 48.2

State accountability rating: Met Standard



NOTES: "Overall SEI" has average 50 and standard deviation 5; an "average" overall SEI is 45 to 55. Component SEIs (e.g. Grade 5 STAAR Reading, PSAT Writing) each have average 50 and standard deviation 10; an "average" component SEI is 40 to 60. Component SEIs are computed only if at least eight test results are available.

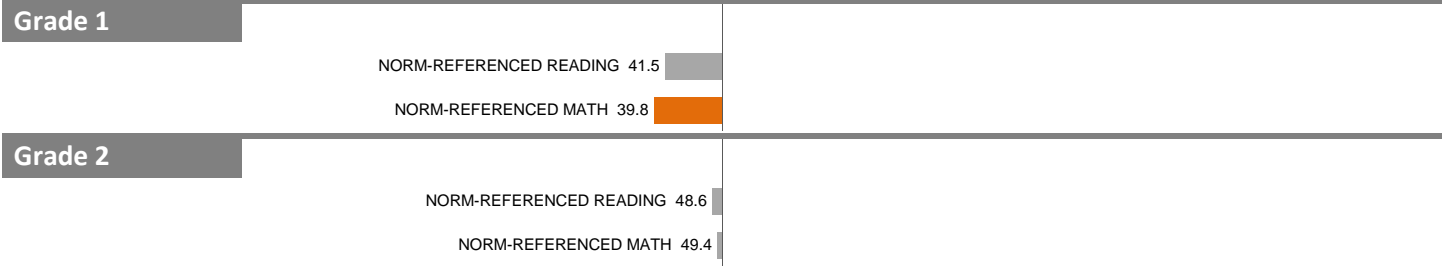
# 2017-18 School Effectiveness Index (SEI) Detail

184-BEN MILAM ELEMENTARY SCHOOL

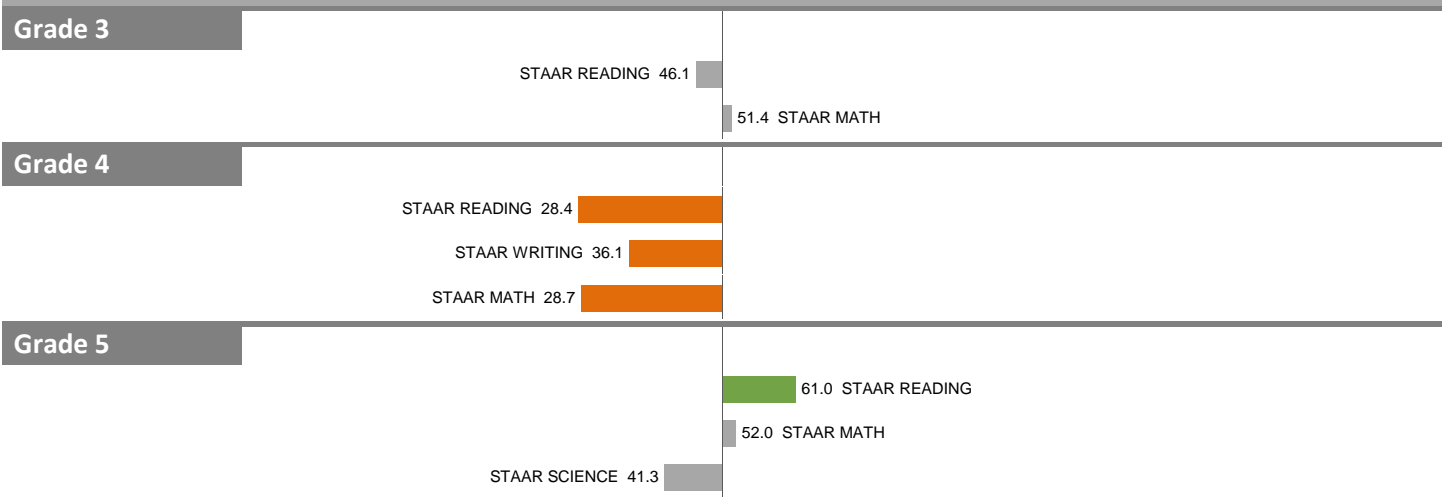
Overall SEI: 44.0

State accountability rating: Met Standard

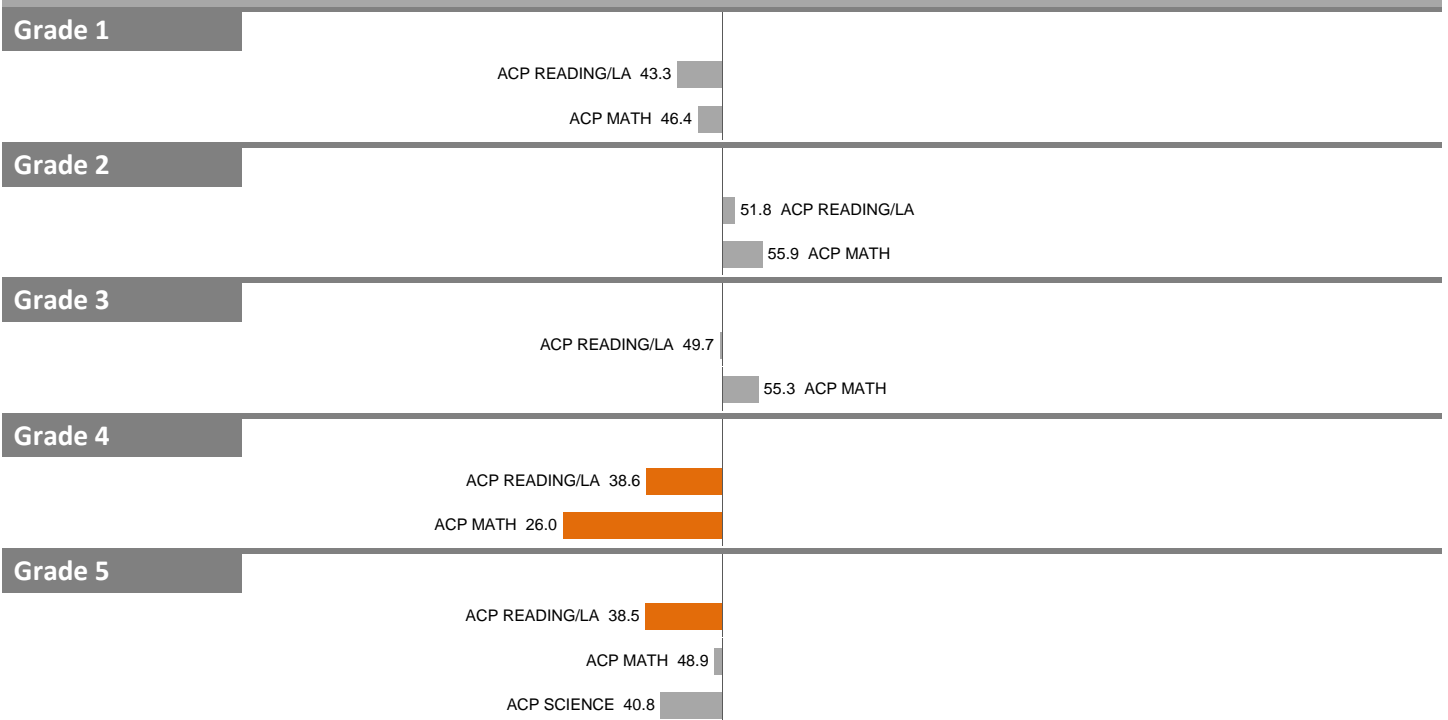
## Norm-Referenced



## STAAR



## Core ACP



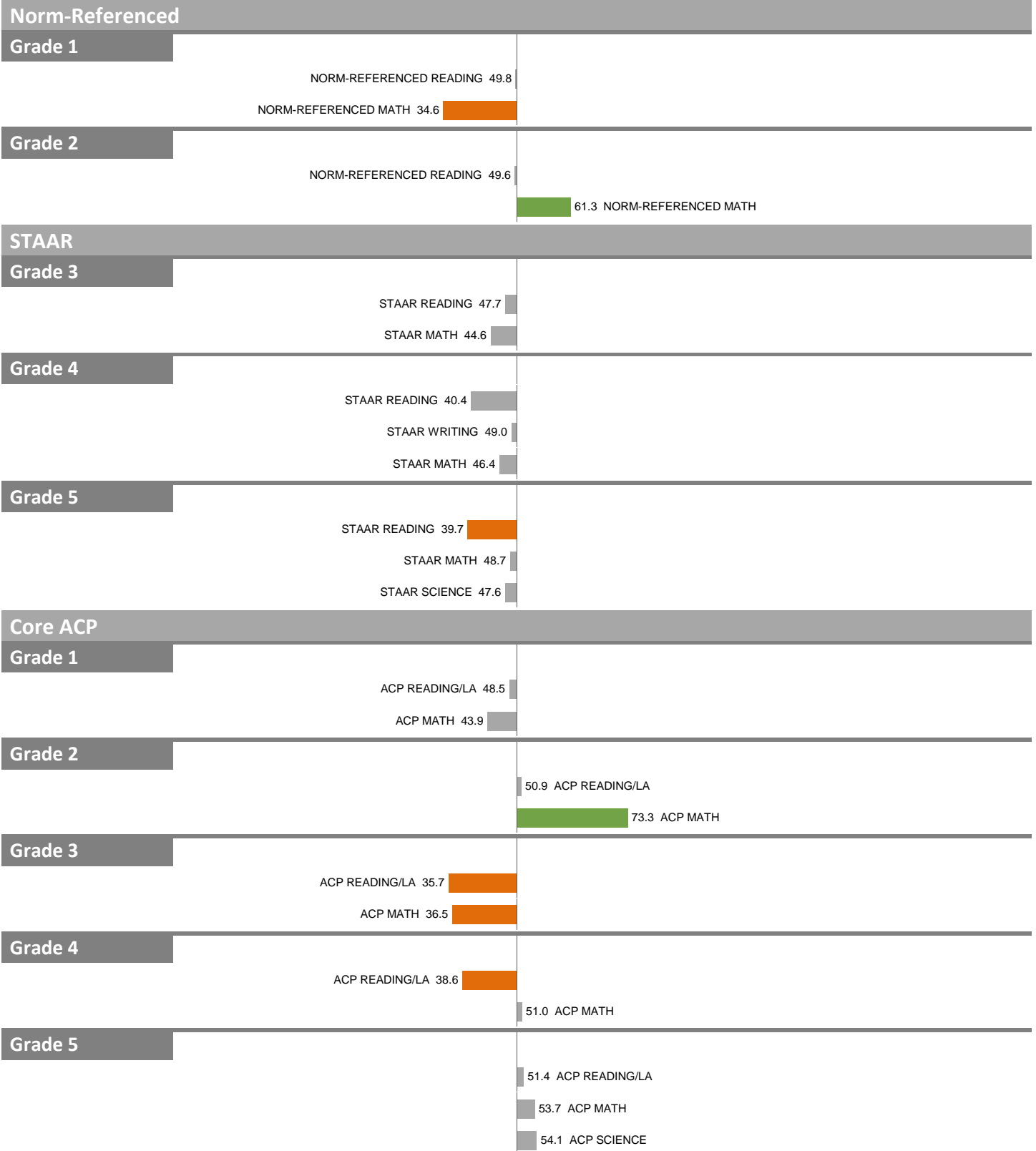
NOTES: "Overall SEI" has average 50 and standard deviation 5; an "average" overall SEI is 45 to 55. Component SEIs (e.g. Grade 5 STAAR Reading, PSAT Writing) each have average 50 and standard deviation 10; an "average" component SEI is 40 to 60. Component SEIs are computed only if at least eight test results are available.

# 2017-18 School Effectiveness Index (SEI) Detail

185–WILLIAM B. MILLER ELEMENTARY SCHOOL

Overall SEI: 47.1

State accountability rating: Met Standard



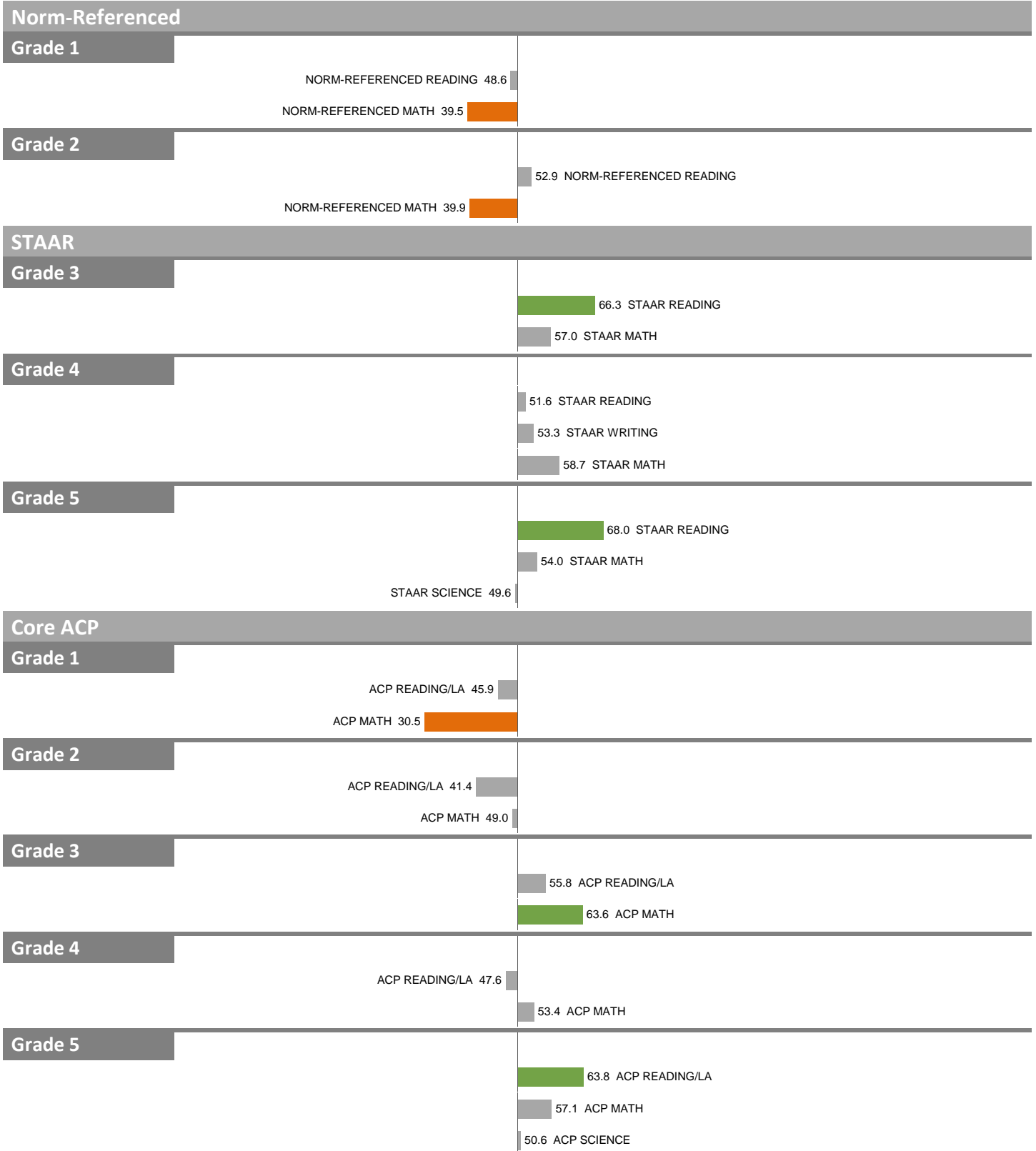
NOTES: "Overall SEI" has average 50 and standard deviation 5; an "average" overall SEI is 45 to 55. Component SEIs (e.g. Grade 5 STAAR Reading, PSAT Writing) each have average 50 and standard deviation 10; an "average" component SEI is 40 to 60. Component SEIs are computed only if at least eight test results are available.

# 2017-18 School Effectiveness Index (SEI) Detail

186-ROGER Q. MILLS ELEMENTARY SCHOOL

Overall SEI: 52.7

State accountability rating: Met Standard




NOTES: "Overall SEI" has average 50 and standard deviation 5; an "average" overall SEI is 45 to 55. Component SEIs (e.g. Grade 5 STAAR Reading, PSAT Writing) each have average 50 and standard deviation 10; an "average" component SEI is 40 to 60. Component SEIs are computed only if at least eight test results are available.

# 2017-18 School Effectiveness Index (SEI) Detail

187-NANCY MOSELEY ELEMENTARY SCHOOL

Overall SEI: 48.2

State accountability rating: Met Standard



NOTES: "Overall SEI" has average 50 and standard deviation 5; an "average" overall SEI is 45 to 55. Component SEIs (e.g. Grade 5 STAAR Reading, PSAT Writing) each have average 50 and standard deviation 10; an "average" component SEI is 40 to 60. Component SEIs are computed only if at least eight test results are available.



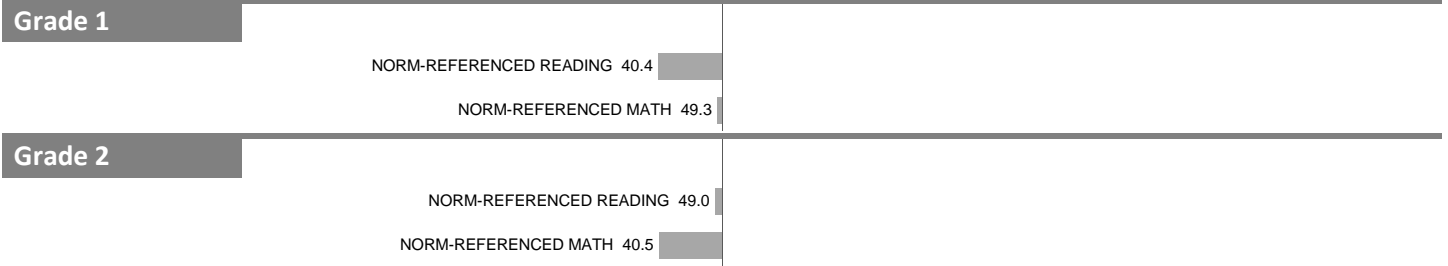
# 2017-18 School Effectiveness Index (SEI) Detail

188-MOUNT AUBURN ELEMENTARY SCHOOL

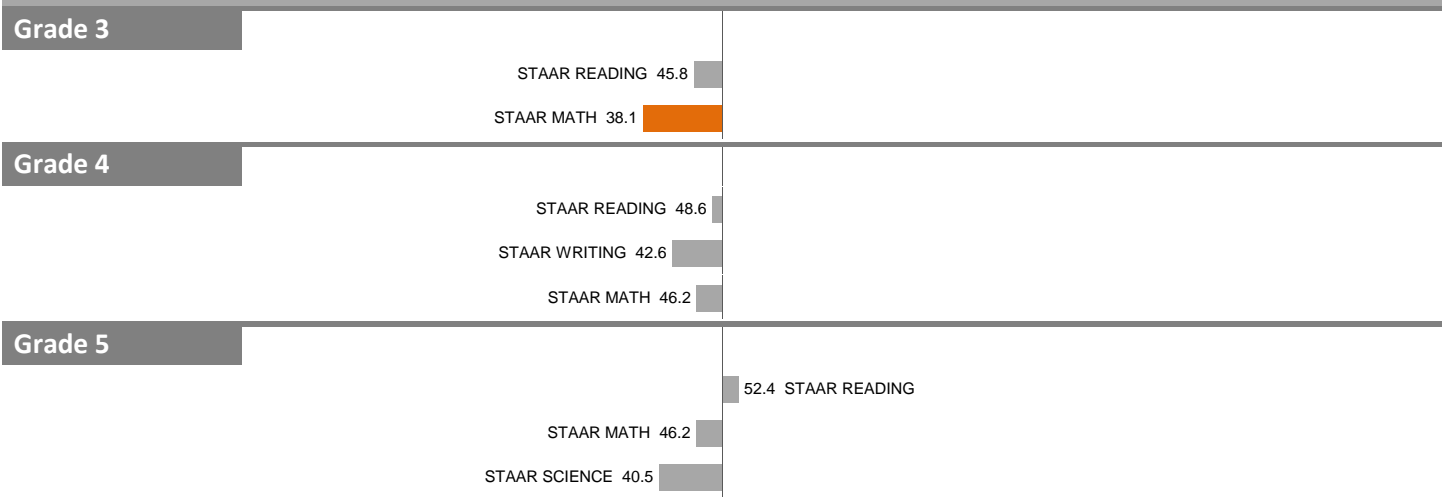
Overall SEI: 45.3

State accountability rating: Met Standard

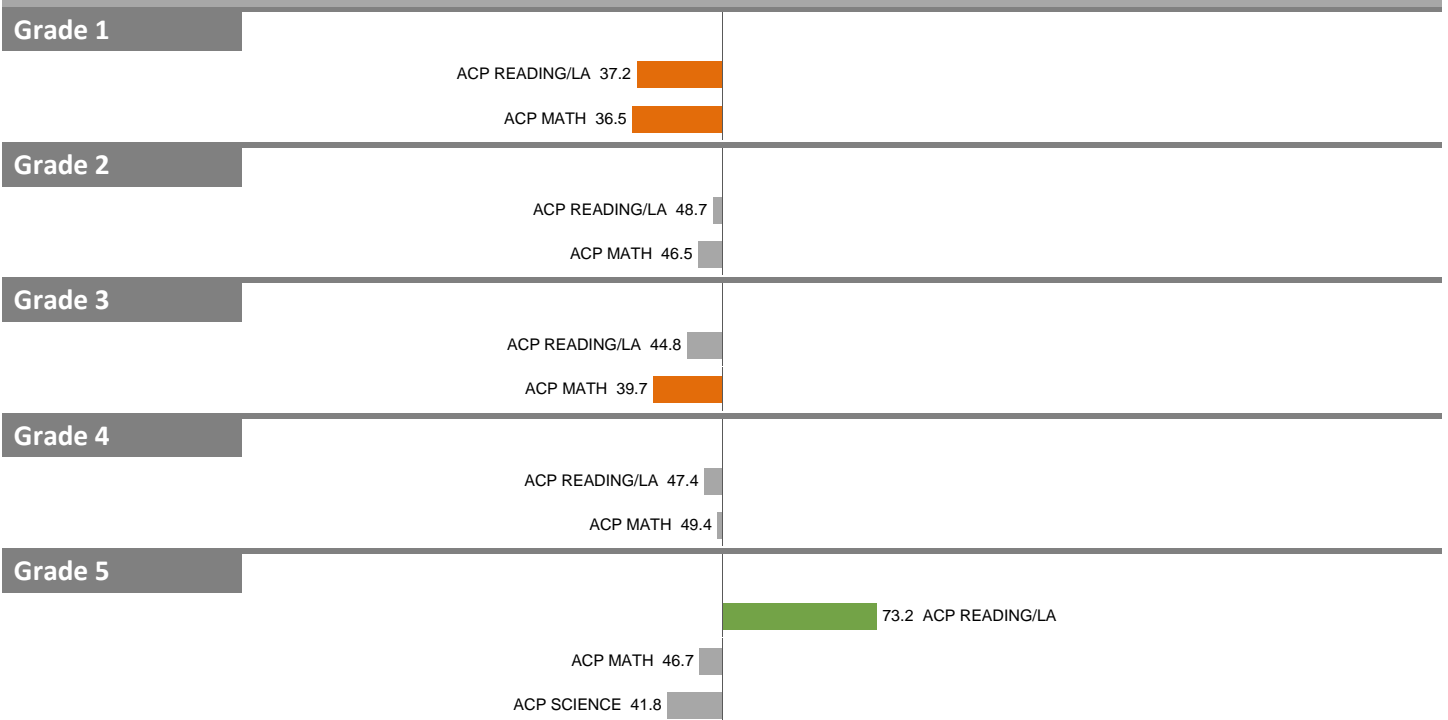
## Norm-Referenced



## STAAR



## Core ACP




NOTES: "Overall SEI" has average 50 and standard deviation 5; an "average" overall SEI is 45 to 55. Component SEIs (e.g. Grade 5 STAAR Reading, PSAT Writing) each have average 50 and standard deviation 10; an "average" component SEI is 40 to 60. Component SEIs are computed only if at least eight test results are available.

# 2017-18 School Effectiveness Index (SEI) Detail

189-CLARA OLIVER ELEMENTARY SCHOOL

Overall SEI: 46.0

State accountability rating: Met Standard




NOTES: "Overall SEI" has average 50 and standard deviation 5; an "average" overall SEI is 45 to 55. Component SEIs (e.g. Grade 5 STAAR Reading, PSAT Writing) each have average 50 and standard deviation 10; an "average" component SEI is 40 to 60. Component SEIs are computed only if at least eight test results are available.

# 2017-18 School Effectiveness Index (SEI) Detail

190—GEORGE PEABODY ELEMENTARY SCHOOL

Overall SEI: 50.1

State accountability rating: Met Standard



NOTES: "Overall SEI" has average 50 and standard deviation 5; an "average" overall SEI is 45 to 55. Component SEIs (e.g. Grade 5 STAAR Reading, PSAT Writing) each have average 50 and standard deviation 10; an "average" component SEI is 40 to 60. Component SEIs are computed only if at least eight test results are available.

# 2017-18 School Effectiveness Index (SEI) Detail

191-ELISHA M. PEASE ELEMENTARY SCHOOL

Overall SEI: 50.5

State accountability rating: Improvement Required



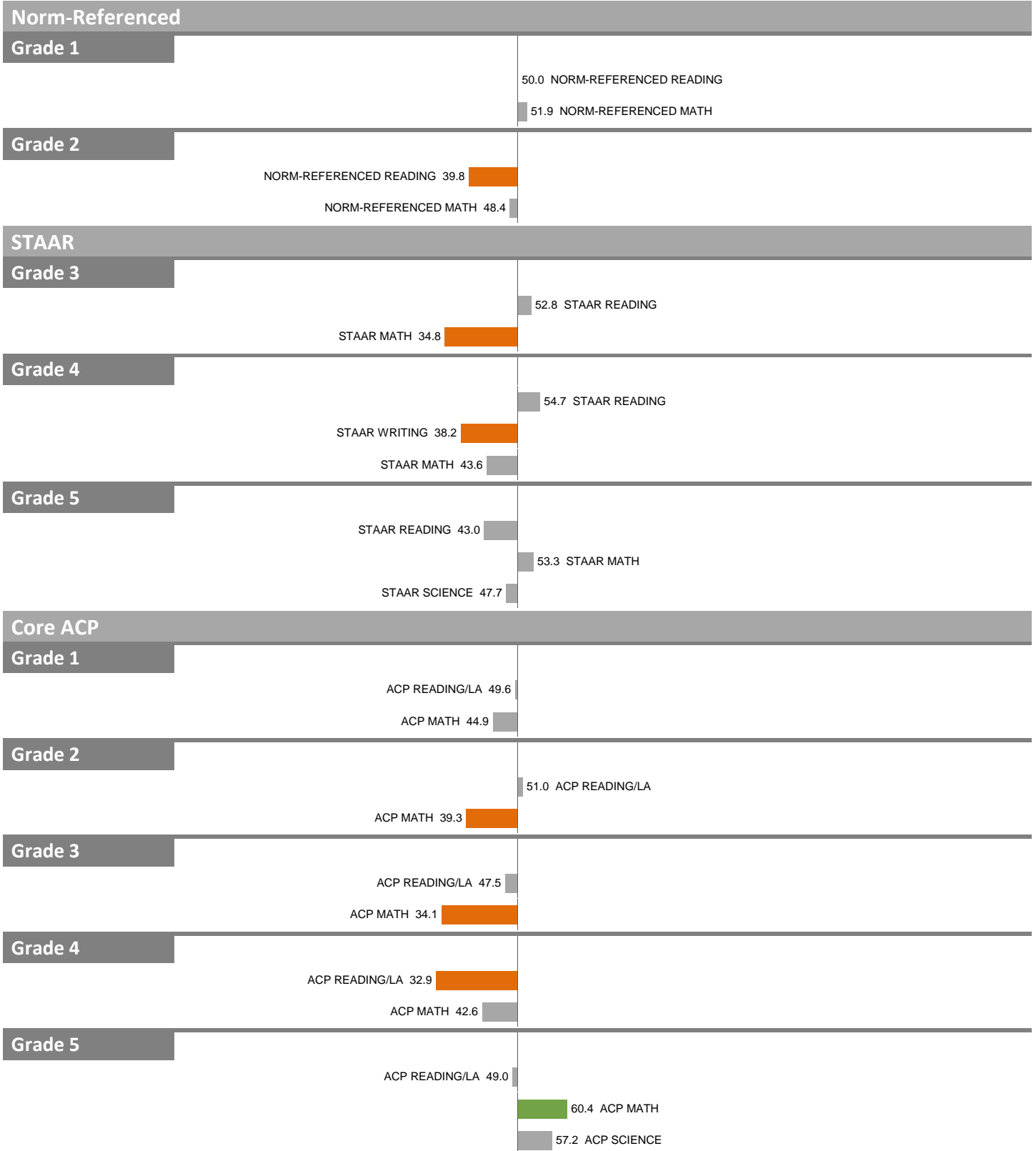
NOTES: "Overall SEI" has average 50 and standard deviation 5; an "average" overall SEI is 45 to 55. Component SEIs (e.g. Grade 5 STAAR Reading, PSAT Writing) each have average 50 and standard deviation 10; an "average" component SEI is 40 to 60. Component SEIs are computed only if at least eight test results are available.

# 2017-18 School Effectiveness Index (SEI) Detail

192-JOHN F. PEELER ELEMENTARY SCHOOL

Overall SEI: 46.5

State accountability rating: Met Standard




NOTES: "Overall SEI" has average 50 and standard deviation 5; an "average" overall SEI is 45 to 55. Component SEIs (e.g. Grade 5 STAAR Reading, PSAT Writing) each have average 50 and standard deviation 10; an "average" component SEI is 40 to 60. Component SEIs are computed only if at least eight test results are available.

# 2017-18 School Effectiveness Index (SEI) Detail

193-JOHN J. PERSHING ELEMENTARY SCHOOL

Overall SEI: 54.7

State accountability rating: Met Standard



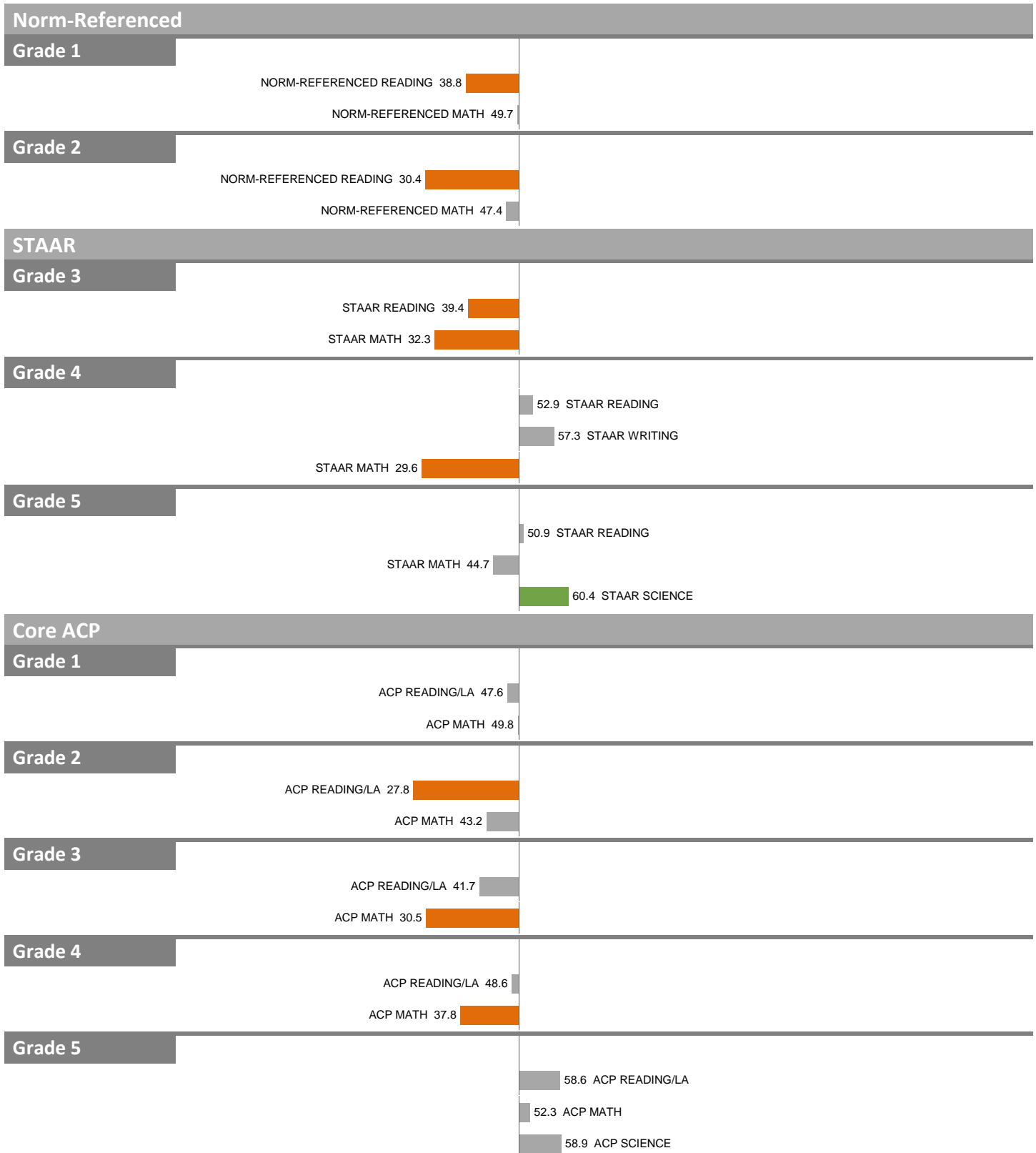
NOTES: "Overall SEI" has average 50 and standard deviation 5; an "average" overall SEI is 45 to 55. Component SEIs (e.g. Grade 5 STAAR Reading, PSAT Writing) each have average 50 and standard deviation 10; an "average" component SEI is 40 to 60. Component SEIs are computed only if at least eight test results are available.

# 2017-18 School Effectiveness Index (SEI) Detail

194-K.B. POLK ELEMENTARY SCHOOL

Overall SEI: 44.7

State accountability rating: Met Standard



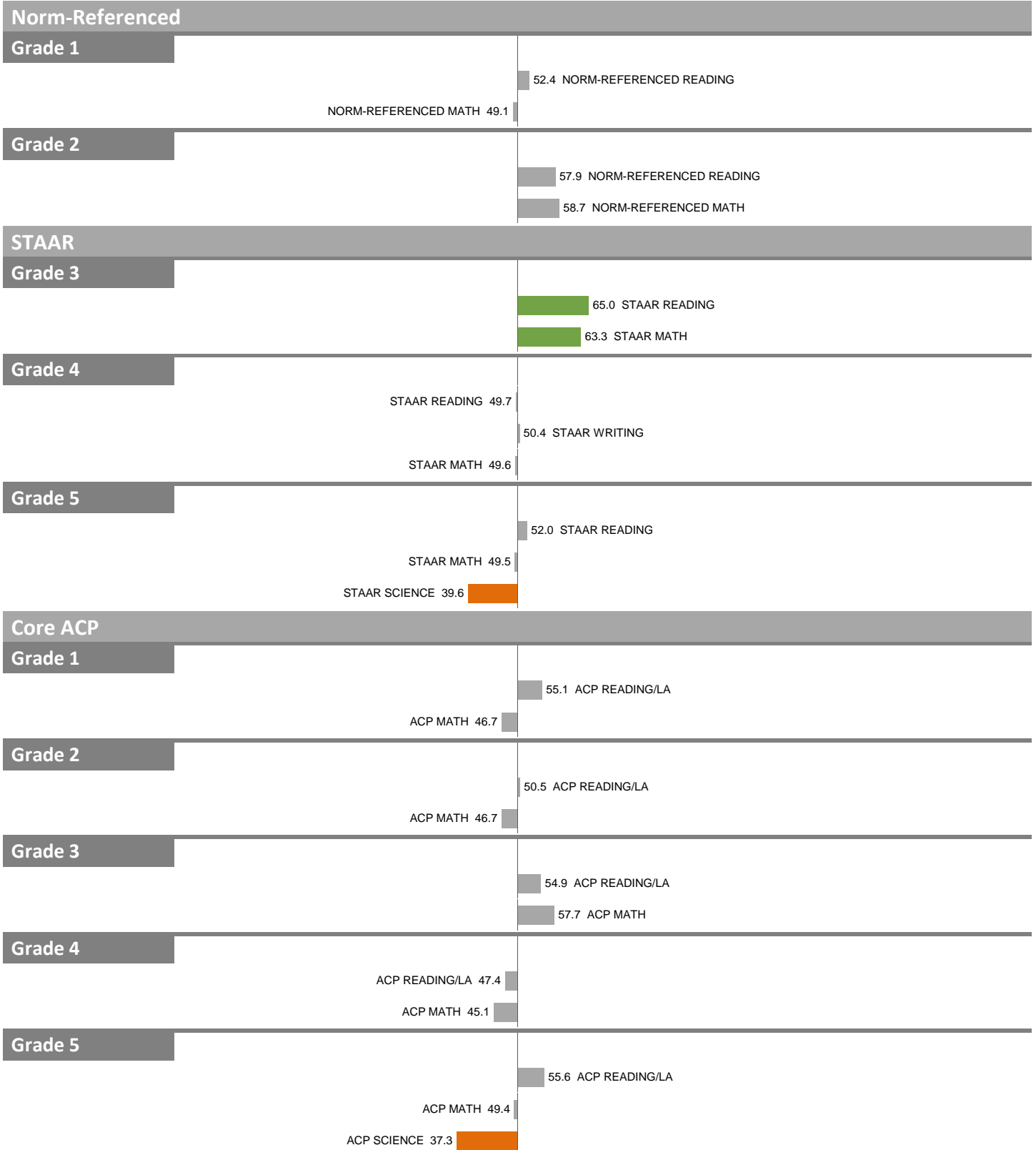
NOTES: "Overall SEI" has average 50 and standard deviation 5; an "average" overall SEI is 45 to 55. Component SEIs (e.g. Grade 5 STAAR Reading, PSAT Writing) each have average 50 and standard deviation 10; an "average" component SEI is 40 to 60. Component SEIs are computed only if at least eight test results are available.

# 2017-18 School Effectiveness Index (SEI) Detail

195—PRESTON HOLLOW ELEMENTARY SCHOOL

Overall SEI: 52.3

State accountability rating: Met Standard



NOTES: "Overall SEI" has average 50 and standard deviation 5; an "average" overall SEI is 45 to 55. Component SEIs (e.g. Grade 5 STAAR Reading, PSAT Writing) each have average 50 and standard deviation 10; an "average" component SEI is 40 to 60. Component SEIs are computed only if at least eight test results are available.

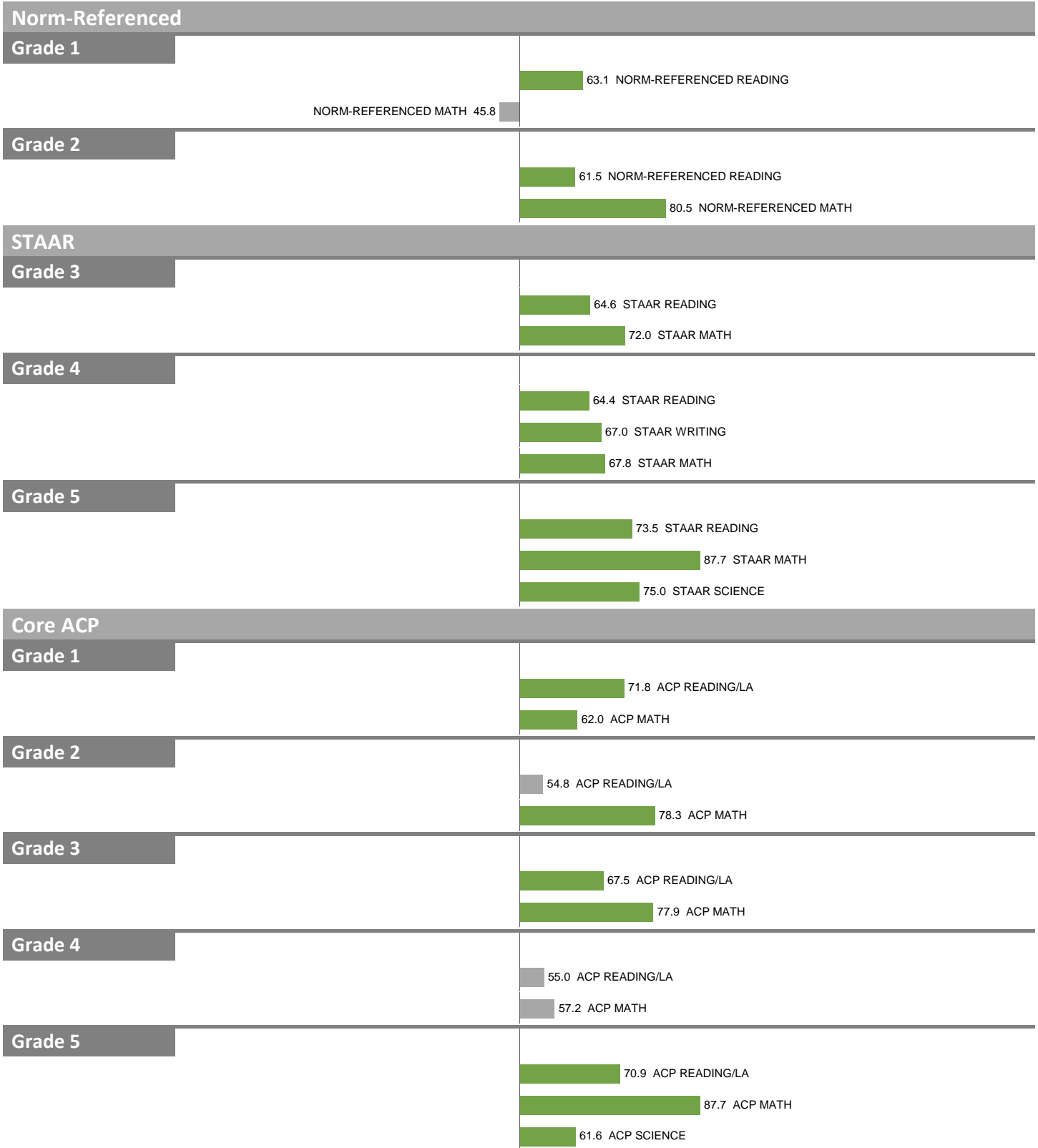


# 2017-18 School Effectiveness Index (SEI) Detail

196–J.W. RAY LEARNING CENTER (CLOSED)

Overall SEI: 67.8

State accountability rating: Met Standard




NOTES: "Overall SEI" has average 50 and standard deviation 5; an "average" overall SEI is 45 to 55. Component SEIs (e.g. Grade 5 STAAR Reading, PSAT Writing) each have average 50 and standard deviation 10; an "average" component SEI is 40 to 60. Component SEIs are computed only if at least eight test results are available.

# 2017-18 School Effectiveness Index (SEI) Detail

197-JOHN H. REAGAN ELEMENTARY SCHOOL

Overall SEI: 50.0

State accountability rating: Met Standard




NOTES: "Overall SEI" has average 50 and standard deviation 5; an "average" overall SEI is 45 to 55. Component SEIs (e.g. Grade 5 STAAR Reading, PSAT Writing) each have average 50 and standard deviation 10; an "average" component SEI is 40 to 60. Component SEIs are computed only if at least eight test results are available.

# 2017-18 School Effectiveness Index (SEI) Detail

198—MARTHA TURNER REILLY ELEMENTARY SCHOOL

Overall SEI: 56.7

State accountability rating: Met Standard



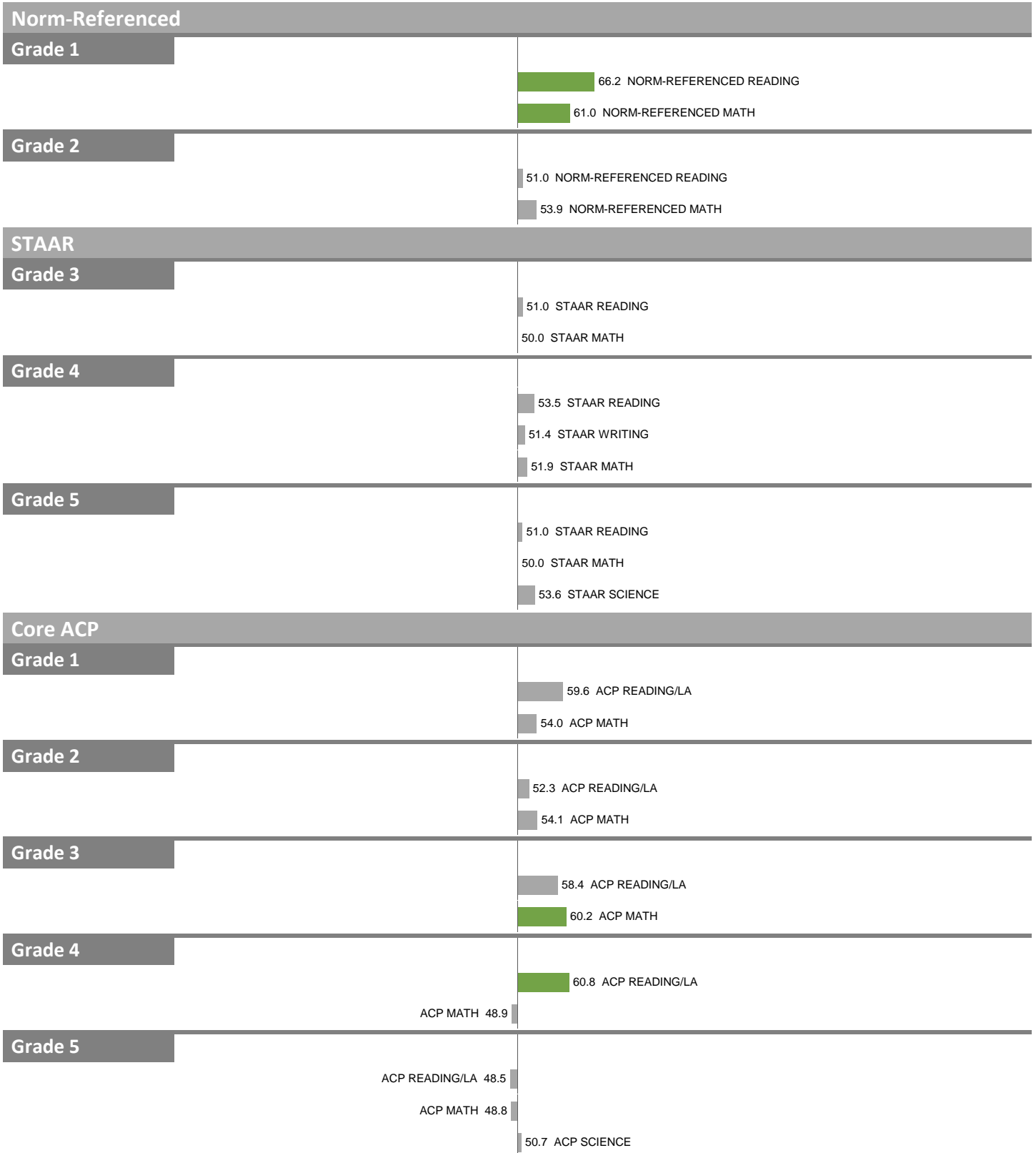
NOTES: "Overall SEI" has average 50 and standard deviation 5; an "average" overall SEI is 45 to 55. Component SEIs (e.g. Grade 5 STAAR Reading, PSAT Writing) each have average 50 and standard deviation 10; an "average" component SEI is 40 to 60. Component SEIs are computed only if at least eight test results are available.

# 2017-18 School Effectiveness Index (SEI) Detail

199–REINHARDT ELEMENTARY SCHOOL

Overall SEI: 53.6

State accountability rating: Met Standard




NOTES: "Overall SEI" has average 50 and standard deviation 5; an "average" overall SEI is 45 to 55. Component SEIs (e.g. Grade 5 STAAR Reading, PSAT Writing) each have average 50 and standard deviation 10; an "average" component SEI is 40 to 60. Component SEIs are computed only if at least eight test results are available.

# 2017-18 School Effectiveness Index (SEI) Detail

200-JOSEPH J. RHOADS LEARNING CENTER

Overall SEI: 39.2

State accountability rating: Met Standard



NOTES: "Overall SEI" has average 50 and standard deviation 5; an "average" overall SEI is 45 to 55. Component SEIs (e.g. Grade 5 STAAR Reading, PSAT Writing) each have average 50 and standard deviation 10; an "average" component SEI is 40 to 60. Component SEIs are computed only if at least eight test results are available.

# 2017-18 School Effectiveness Index (SEI) Detail

201-CHARLES RICE LEARNING CENTER

Overall SEI: 58.2

State accountability rating: Met Standard




NOTES: "Overall SEI" has average 50 and standard deviation 5; an "average" overall SEI is 45 to 55. Component SEIs (e.g. Grade 5 STAAR Reading, PSAT Writing) each have average 50 and standard deviation 10; an "average" component SEI is 40 to 60. Component SEIs are computed only if at least eight test results are available.

# 2017-18 School Effectiveness Index (SEI) Detail

202-ORAN M. ROBERTS ELEMENTARY SCHOOL

Overall SEI: 49.1

State accountability rating: Met Standard



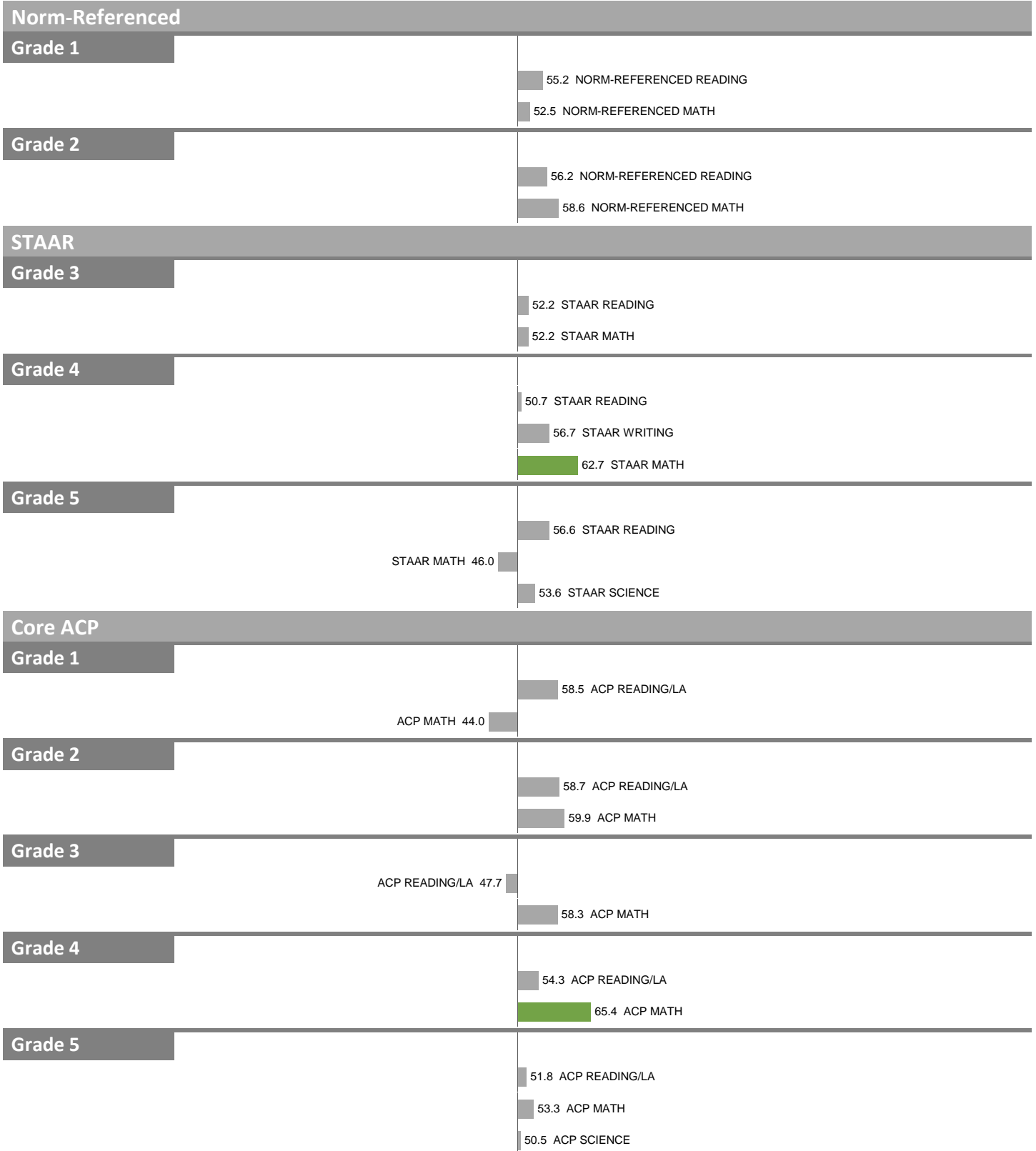
NOTES: "Overall SEI" has average 50 and standard deviation 5; an "average" overall SEI is 45 to 55. Component SEIs (e.g. Grade 5 STAAR Reading, PSAT Writing) each have average 50 and standard deviation 10; an "average" component SEI is 40 to 60. Component SEIs are computed only if at least eight test results are available.

# 2017-18 School Effectiveness Index (SEI) Detail

203-DAN D. ROGERS ELEMENTARY SCHOOL

Overall SEI: 54.3

State accountability rating: Met Standard



NOTES: "Overall SEI" has average 50 and standard deviation 5; an "average" overall SEI is 45 to 55. Component SEIs (e.g. Grade 5 STAAR Reading, PSAT Writing) each have average 50 and standard deviation 10; an "average" component SEI is 40 to 60. Component SEIs are computed only if at least eight test results are available.




# 2017-18 School Effectiveness Index (SEI) Detail

204-ROSEMONT ELEMENTARY SCHOOL

Overall SEI: 50.8

State accountability rating: Met Standard



NOTES: "Overall SEI" has average 50 and standard deviation 5; an "average" overall SEI is 45 to 55. Component SEIs (e.g. Grade 5 STAAR Reading, PSAT Writing) each have average 50 and standard deviation 10; an "average" component SEI is 40 to 60. Component SEIs are computed only if at least eight test results are available.

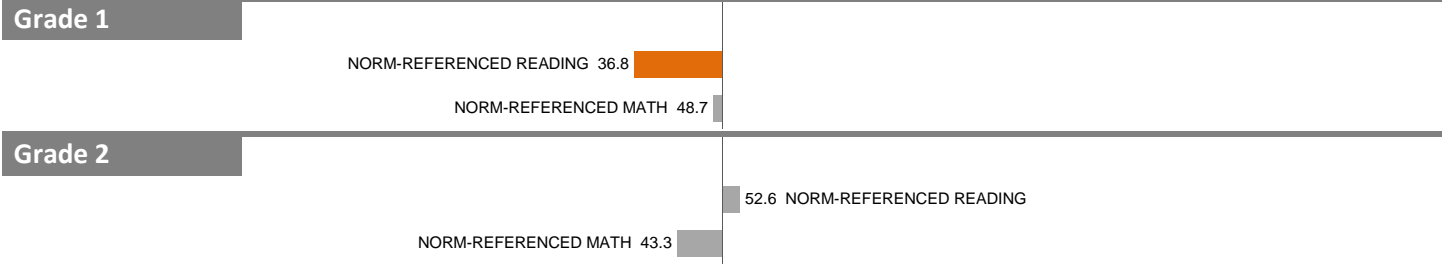
# 2017-18 School Effectiveness Index (SEI) Detail

205-CLINTON P. RUSSELL ELEMENTARY SCHOOL

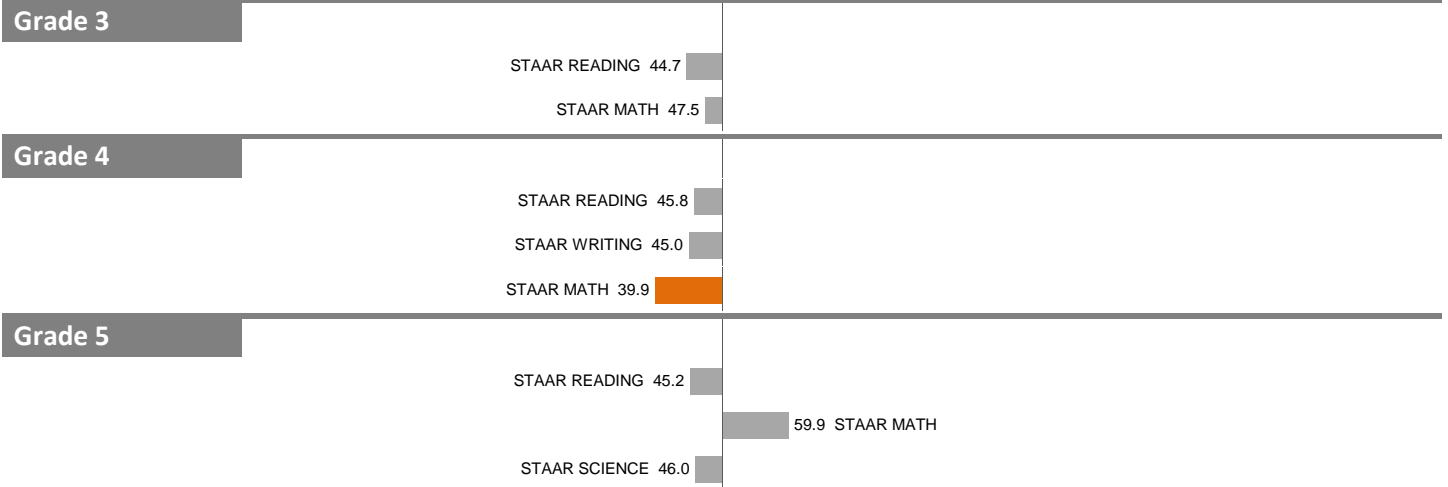
Overall SEI: 46.4

State accountability rating: Met Standard

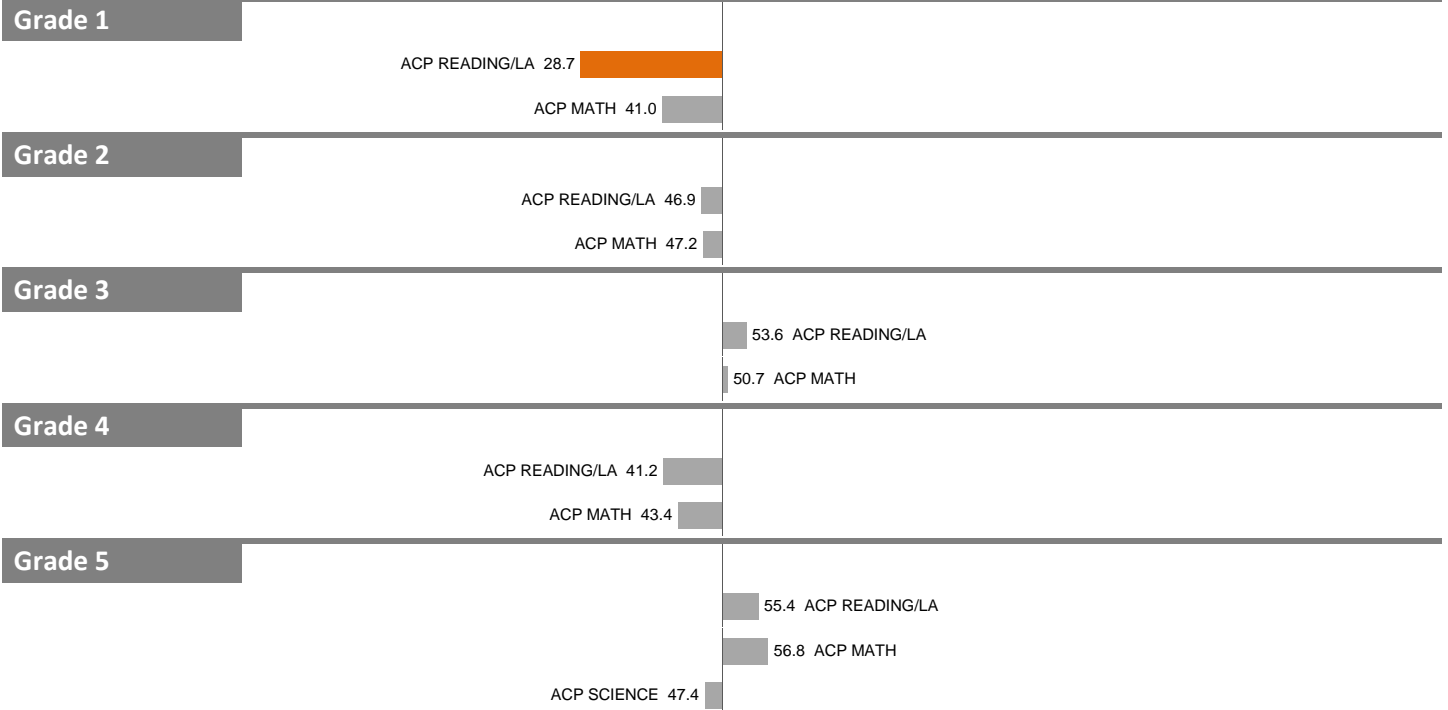
## Norm-Referenced



## STAAR



## Core ACP




NOTES: "Overall SEI" has average 50 and standard deviation 5; an "average" overall SEI is 45 to 55. Component SEIs (e.g. Grade 5 STAAR Reading, PSAT Writing) each have average 50 and standard deviation 10; an "average" component SEI is 40 to 60. Component SEIs are computed only if at least eight test results are available.

# 2017-18 School Effectiveness Index (SEI) Detail

206-ALEX SANGER PREPARATORY SCHOOL

Overall SEI: 53.6

State accountability rating: Met Standard




NOTES: "Overall SEI" has average 50 and standard deviation 5; an "average" overall SEI is 45 to 55. Component SEIs (e.g. Grade 5 STAAR Reading, PSAT Writing) each have average 50 and standard deviation 10; an "average" component SEI is 40 to 60. Component SEIs are computed only if at least eight test results are available.

# 2017-18 School Effectiveness Index (SEI) Detail

207-SAN JACINTO ELEMENTARY SCHOOL

Overall SEI: 47.6

State accountability rating: Met Standard




NOTES: "Overall SEI" has average 50 and standard deviation 5; an "average" overall SEI is 45 to 55. Component SEIs (e.g. Grade 5 STAAR Reading, PSAT Writing) each have average 50 and standard deviation 10; an "average" component SEI is 40 to 60. Component SEIs are computed only if at least eight test results are available.

# 2017-18 School Effectiveness Index (SEI) Detail

208-SEAGOVILLE ELEMENTARY SCHOOL

Overall SEI: 47.5

State accountability rating: Met Standard



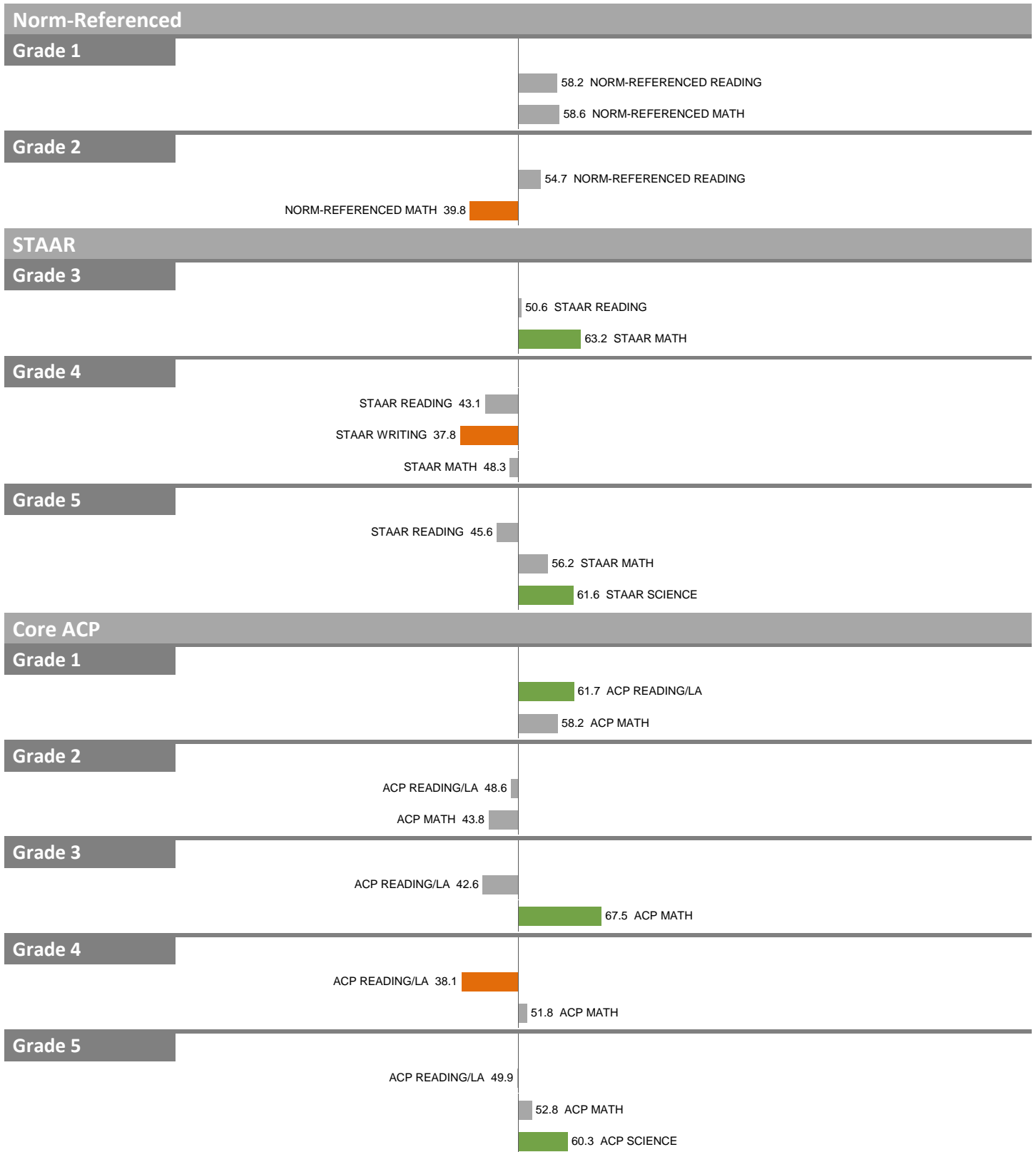
NOTES: "Overall SEI" has average 50 and standard deviation 5; an "average" overall SEI is 45 to 55. Component SEIs (e.g. Grade 5 STAAR Reading, PSAT Writing) each have average 50 and standard deviation 10; an "average" component SEI is 40 to 60. Component SEIs are computed only if at least eight test results are available.

# 2017-18 School Effectiveness Index (SEI) Detail

209-ASCHER SILBERSTEIN ELEMENTARY SCHOOL

Overall SEI: 51.5

State accountability rating: Met Standard



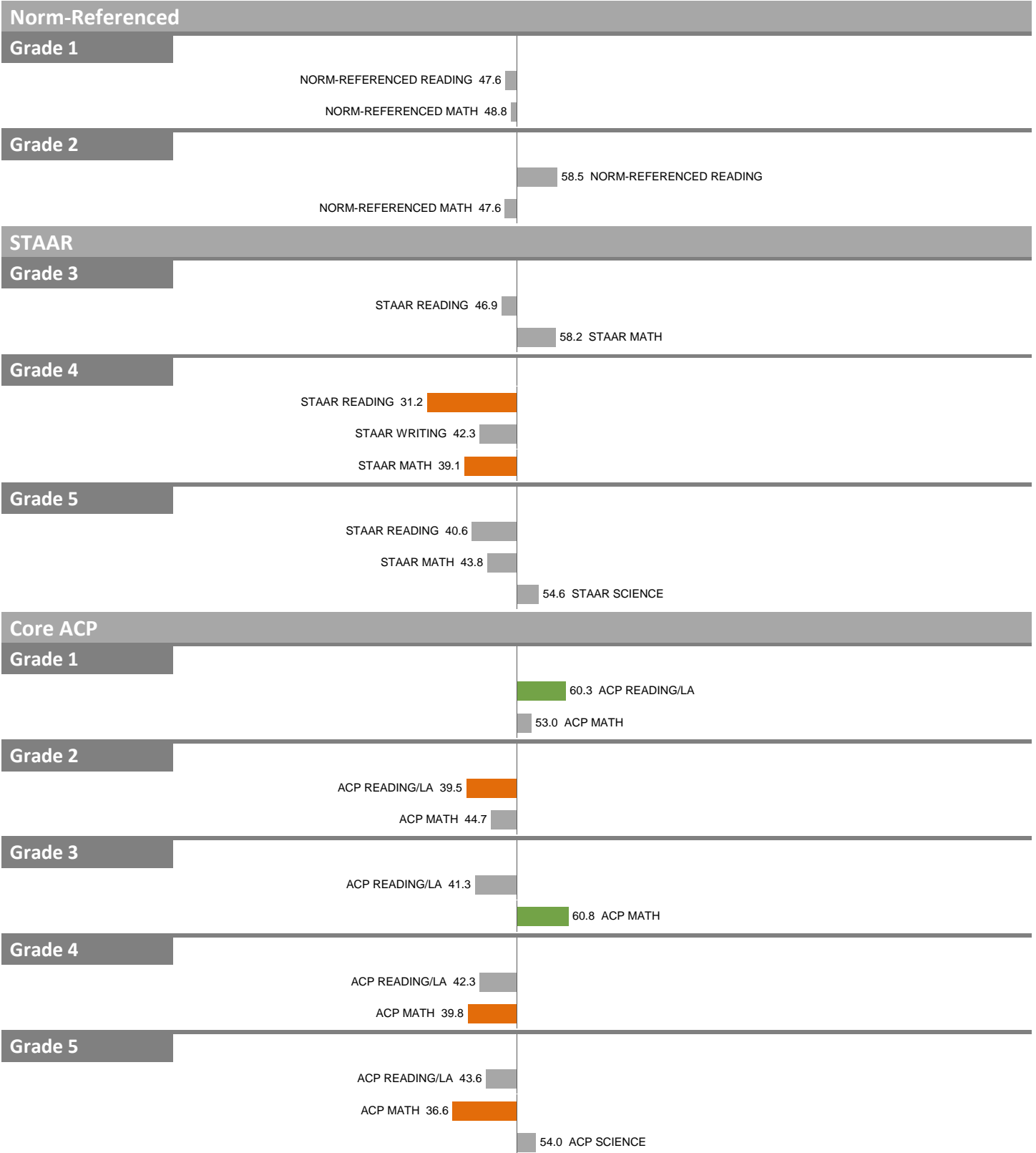
NOTES: "Overall SEI" has average 50 and standard deviation 5; an "average" overall SEI is 45 to 55. Component SEIs (e.g. Grade 5 STAAR Reading, PSAT Writing) each have average 50 and standard deviation 10; an "average" component SEI is 40 to 60. Component SEIs are computed only if at least eight test results are available.

# 2017-18 School Effectiveness Index (SEI) Detail

210–LESLIE A. STEMMONS ELEMENTARY SCHOOL

Overall SEI: 46.7

State accountability rating: Met Standard




NOTES: "Overall SEI" has average 50 and standard deviation 5; an "average" overall SEI is 45 to 55. Component SEIs (e.g. Grade 5 STAAR Reading, PSAT Writing) each have average 50 and standard deviation 10; an "average" component SEI is 40 to 60. Component SEIs are computed only if at least eight test results are available.

# 2017-18 School Effectiveness Index (SEI) Detail

211—STEVENS PARK ELEMENTARY SCHOOL

Overall SEI: 45.8

State accountability rating: Met Standard



NOTES: "Overall SEI" has average 50 and standard deviation 5; an "average" overall SEI is 45 to 55. Component SEIs (e.g. Grade 5 STAAR Reading, PSAT Writing) each have average 50 and standard deviation 10; an "average" component SEI is 40 to 60. Component SEIs are computed only if at least eight test results are available.

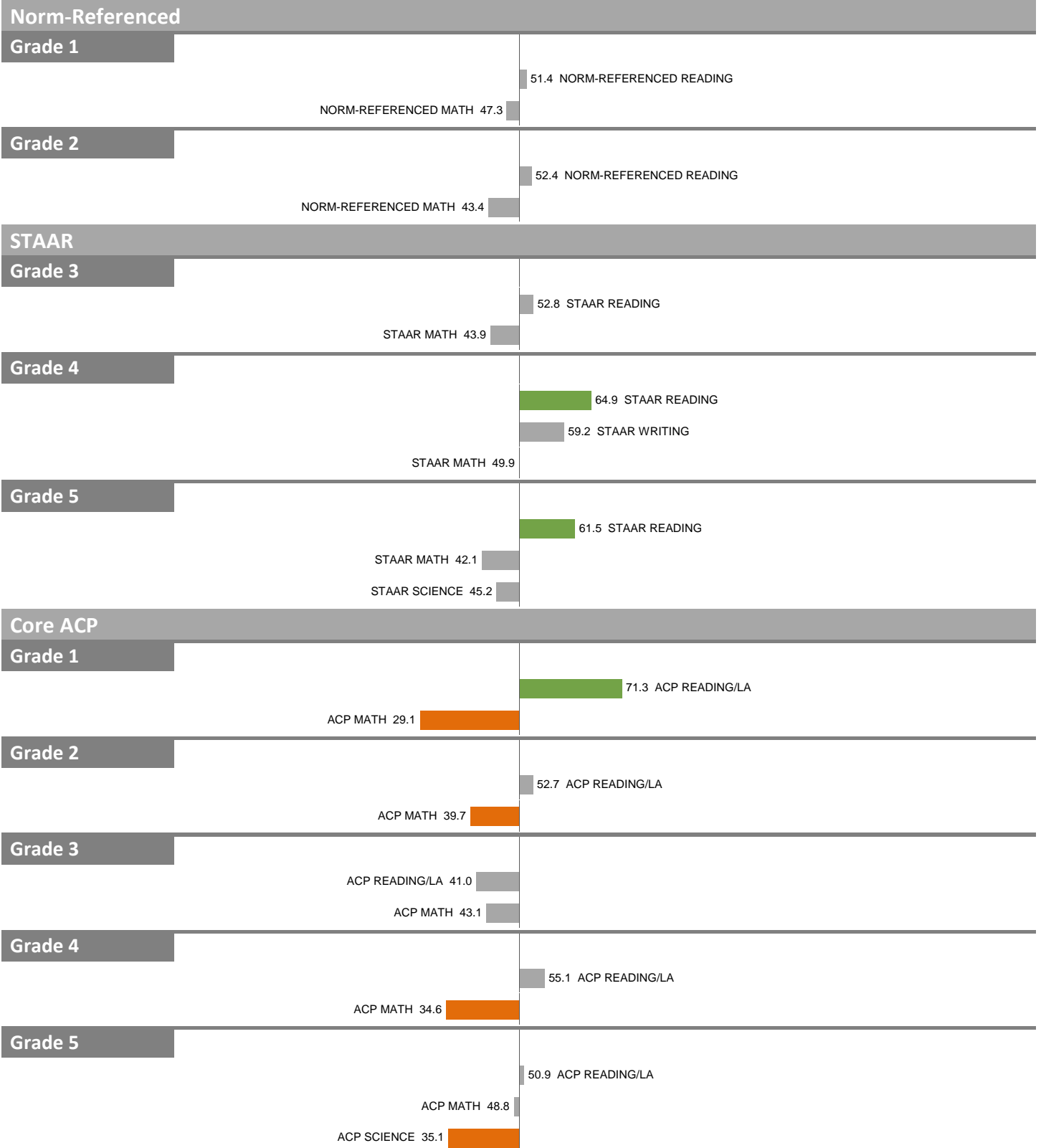


# 2017-18 School Effectiveness Index (SEI) Detail

212-HARRY STONE MONTESSORI ACADEMY

Overall SEI: 50.1

State accountability rating: Met Standard




NOTES: "Overall SEI" has average 50 and standard deviation 5; an "average" overall SEI is 45 to 55. Component SEIs (e.g. Grade 5 STAAR Reading, PSAT Writing) each have average 50 and standard deviation 10; an "average" component SEI is 40 to 60. Component SEIs are computed only if at least eight test results are available.

# 2017-18 School Effectiveness Index (SEI) Detail

213-T.G. TERRY ELEMENTARY SCHOOL

Overall SEI: 48.2

State accountability rating: Met Standard



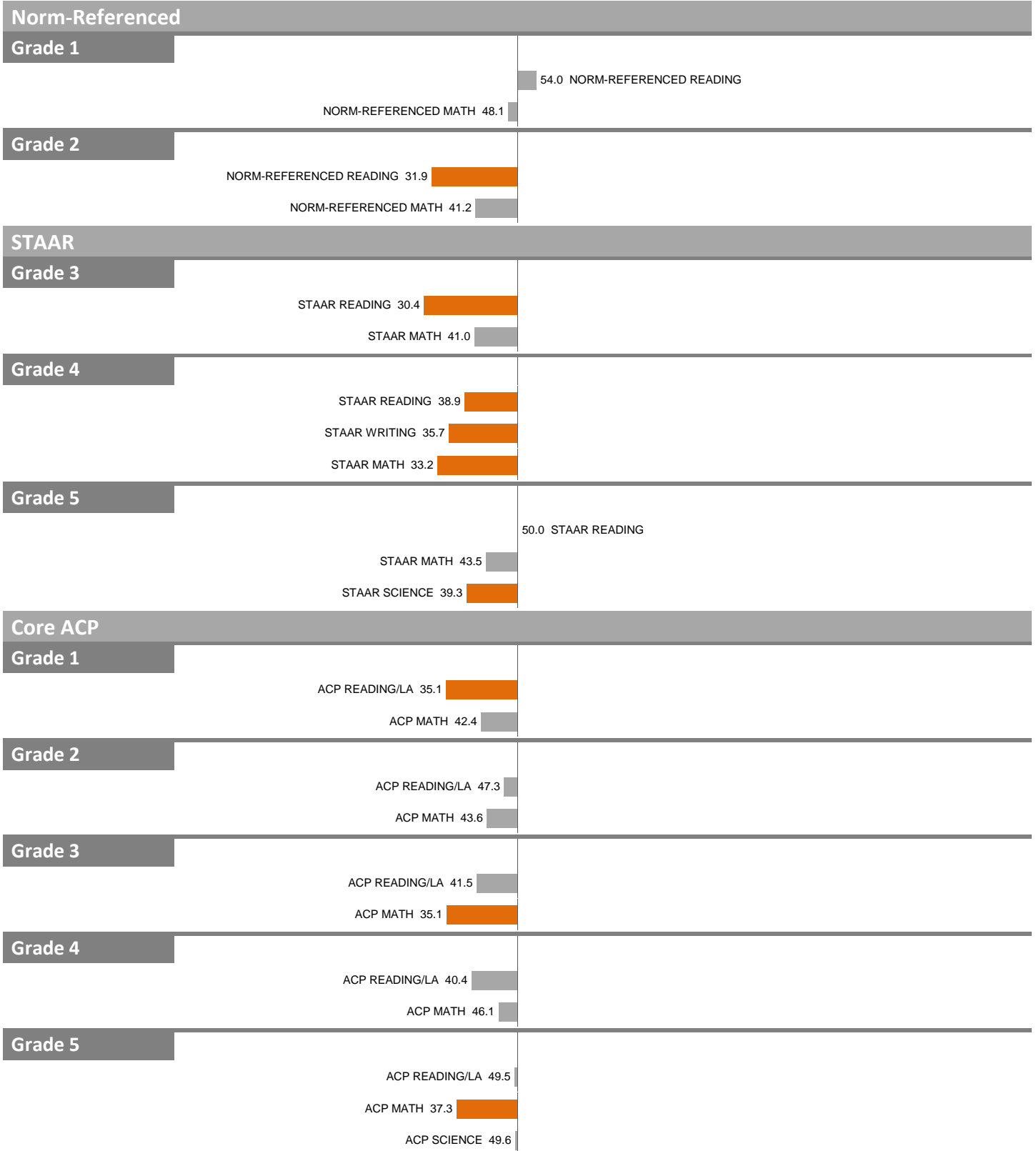
NOTES: "Overall SEI" has average 50 and standard deviation 5; an "average" overall SEI is 45 to 55. Component SEIs (e.g. Grade 5 STAAR Reading, PSAT Writing) each have average 50 and standard deviation 10; an "average" component SEI is 40 to 60. Component SEIs are computed only if at least eight test results are available.

# 2017-18 School Effectiveness Index (SEI) Detail

215-ROBERT L. THORNTON ELEMENTARY SCHOOL

Overall SEI: 41.2

State accountability rating: Met Standard




NOTES: "Overall SEI" has average 50 and standard deviation 5; an "average" overall SEI is 45 to 55. Component SEIs (e.g. Grade 5 STAAR Reading, PSAT Writing) each have average 50 and standard deviation 10; an "average" component SEI is 40 to 60. Component SEIs are computed only if at least eight test results are available.

# 2017-18 School Effectiveness Index (SEI) Detail

216-EDWARD TITCHE ELEMENTARY SCHOOL

Overall SEI: 65.1

State accountability rating: Met Standard



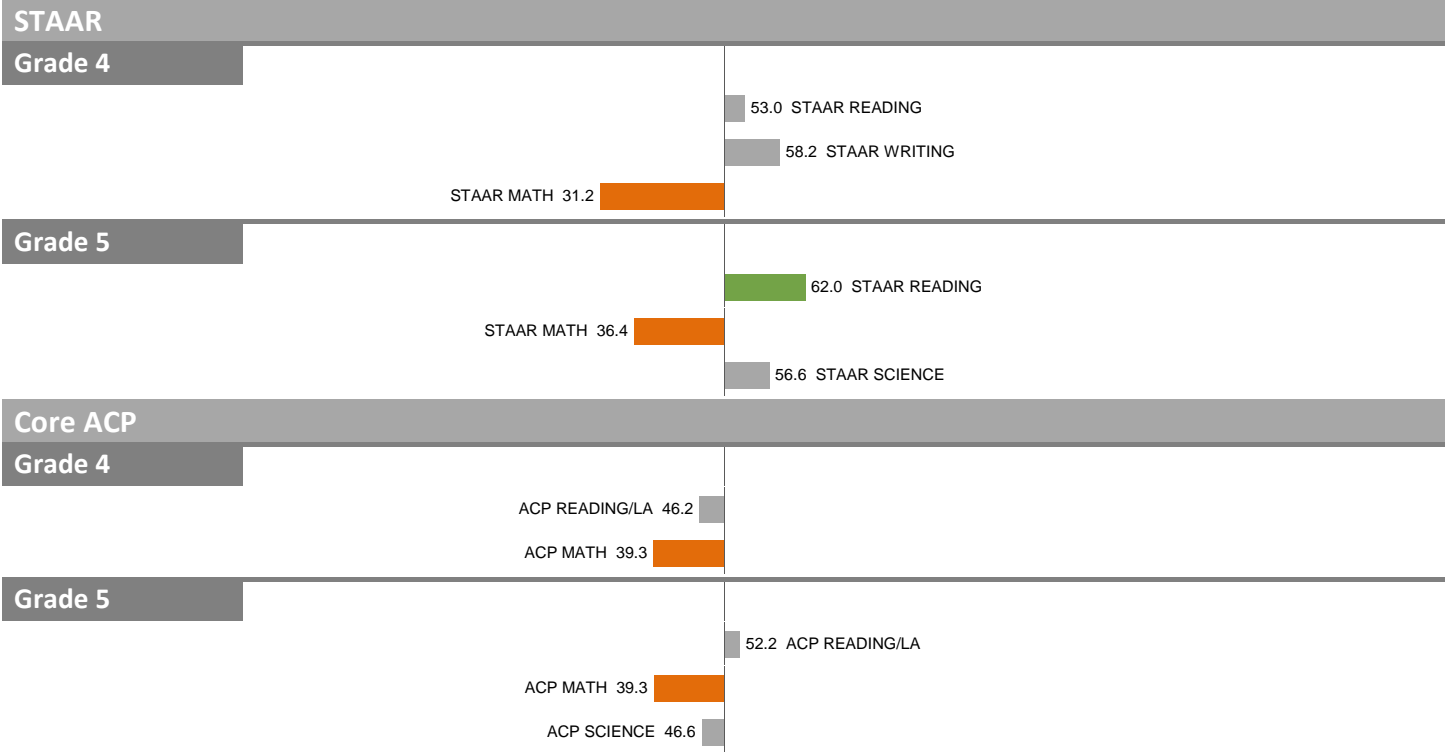
NOTES: "Overall SEI" has average 50 and standard deviation 5; an "average" overall SEI is 45 to 55. Component SEIs (e.g. Grade 5 STAAR Reading, PSAT Writing) each have average 50 and standard deviation 10; an "average" component SEI is 40 to 60. Component SEIs are computed only if at least eight test results are available.

# 2017-18 School Effectiveness Index (SEI) Detail

217–WILLIAM B. TRAVIS VANGUARD ACADEMY OF THE ACADEMICALLY TALENTED AND GIFTE

Overall SEI: 48.7

State accountability rating: Met Standard




NOTES: "Overall SEI" has average 50 and standard deviation 5; an "average" overall SEI is 45 to 55. Component SEIs (e.g. Grade 5 STAAR Reading, PSAT Writing) each have average 50 and standard deviation 10; an "average" component SEI is 40 to 60. Component SEIs are computed only if at least eight test results are available.

# 2017-18 School Effectiveness Index (SEI) Detail

218—GEORGE W. TRUETT ELEMENTARY SCHOOL

Overall SEI: 43.7

State accountability rating: Met Standard




NOTES: "Overall SEI" has average 50 and standard deviation 5; an "average" overall SEI is 45 to 55. Component SEIs (e.g. Grade 5 STAAR Reading, PSAT Writing) each have average 50 and standard deviation 10; an "average" component SEI is 40 to 60. Component SEIs are computed only if at least eight test results are available.

# 2017-18 School Effectiveness Index (SEI) Detail

219-ADELLE TURNER ELEMENTARY SCHOOL

Overall SEI: 48.7

State accountability rating: Met Standard




NOTES: "Overall SEI" has average 50 and standard deviation 5; an "average" overall SEI is 45 to 55. Component SEIs (e.g. Grade 5 STAAR Reading, PSAT Writing) each have average 50 and standard deviation 10; an "average" component SEI is 40 to 60. Component SEIs are computed only if at least eight test results are available.

# 2017-18 School Effectiveness Index (SEI) Detail

220-MARK TWAIN ELEMENTARY SCHOOL

Overall SEI: 46.8

State accountability rating: Met Standard



NOTES: "Overall SEI" has average 50 and standard deviation 5; an "average" overall SEI is 45 to 55. Component SEIs (e.g. Grade 5 STAAR Reading, PSAT Writing) each have average 50 and standard deviation 10; an "average" component SEI is 40 to 60. Component SEIs are computed only if at least eight test results are available.

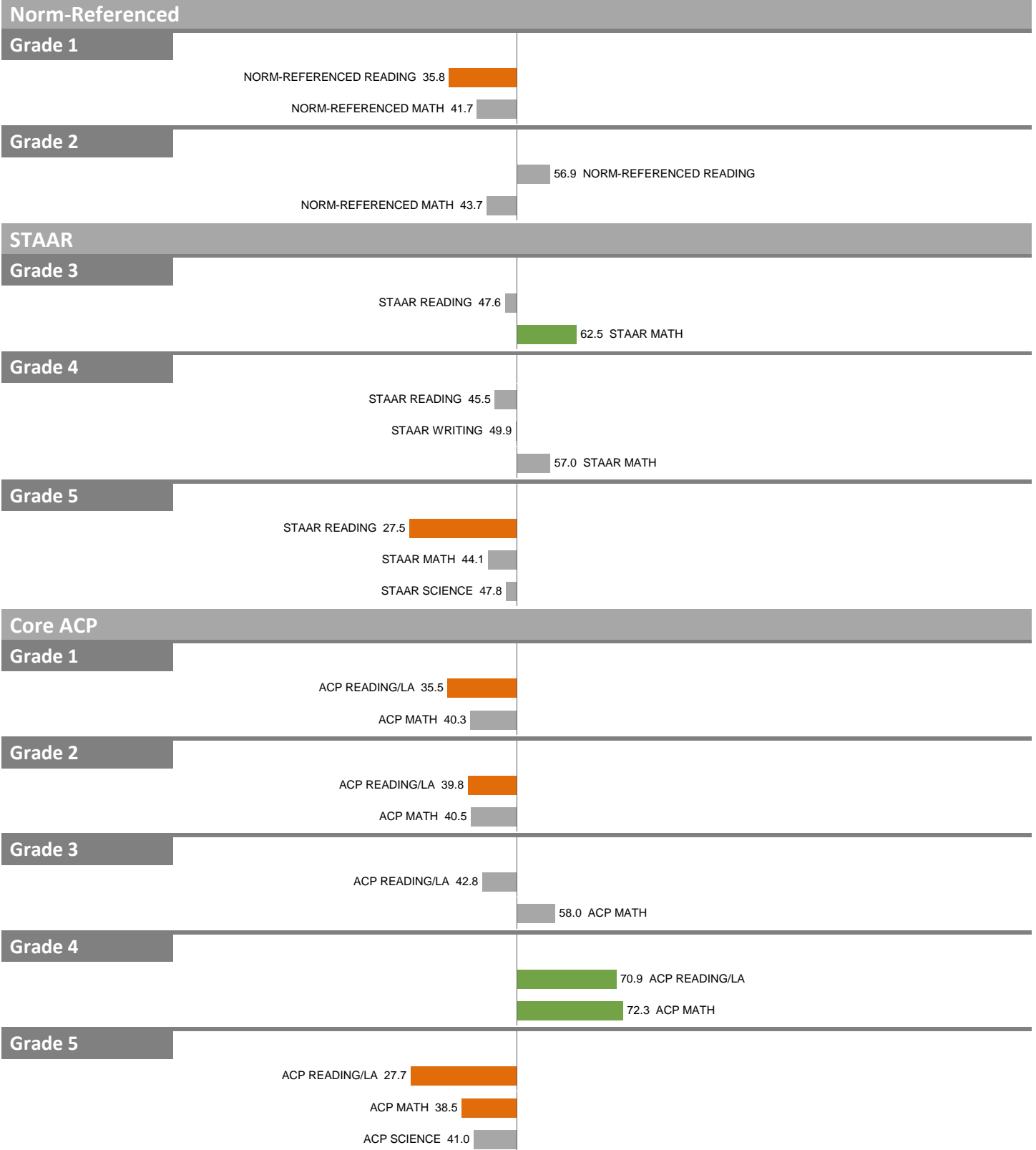


# 2017-18 School Effectiveness Index (SEI) Detail

222-URBAN PARK ELEMENTARY SCHOOL

Overall SEI: 46.6

State accountability rating: Met Standard




NOTES: "Overall SEI" has average 50 and standard deviation 5; an "average" overall SEI is 45 to 55. Component SEIs (e.g. Grade 5 STAAR Reading, PSAT Writing) each have average 50 and standard deviation 10; an "average" component SEI is 40 to 60. Component SEIs are computed only if at least eight test results are available.

# 2017-18 School Effectiveness Index (SEI) Detail

224-WALNUT HILL ELEMENTARY SCHOOL

Overall SEI: 51.0

State accountability rating: Met Standard



NOTES: "Overall SEI" has average 50 and standard deviation 5; an "average" overall SEI is 45 to 55. Component SEIs (e.g. Grade 5 STAAR Reading, PSAT Writing) each have average 50 and standard deviation 10; an "average" component SEI is 40 to 60. Component SEIs are computed only if at least eight test results are available.


# 2017-18 School Effectiveness Index (SEI) Detail

225–DANIEL WEBSTER ELEMENTARY SCHOOL


Overall SEI: 44.2

State accountability rating: Met Standard

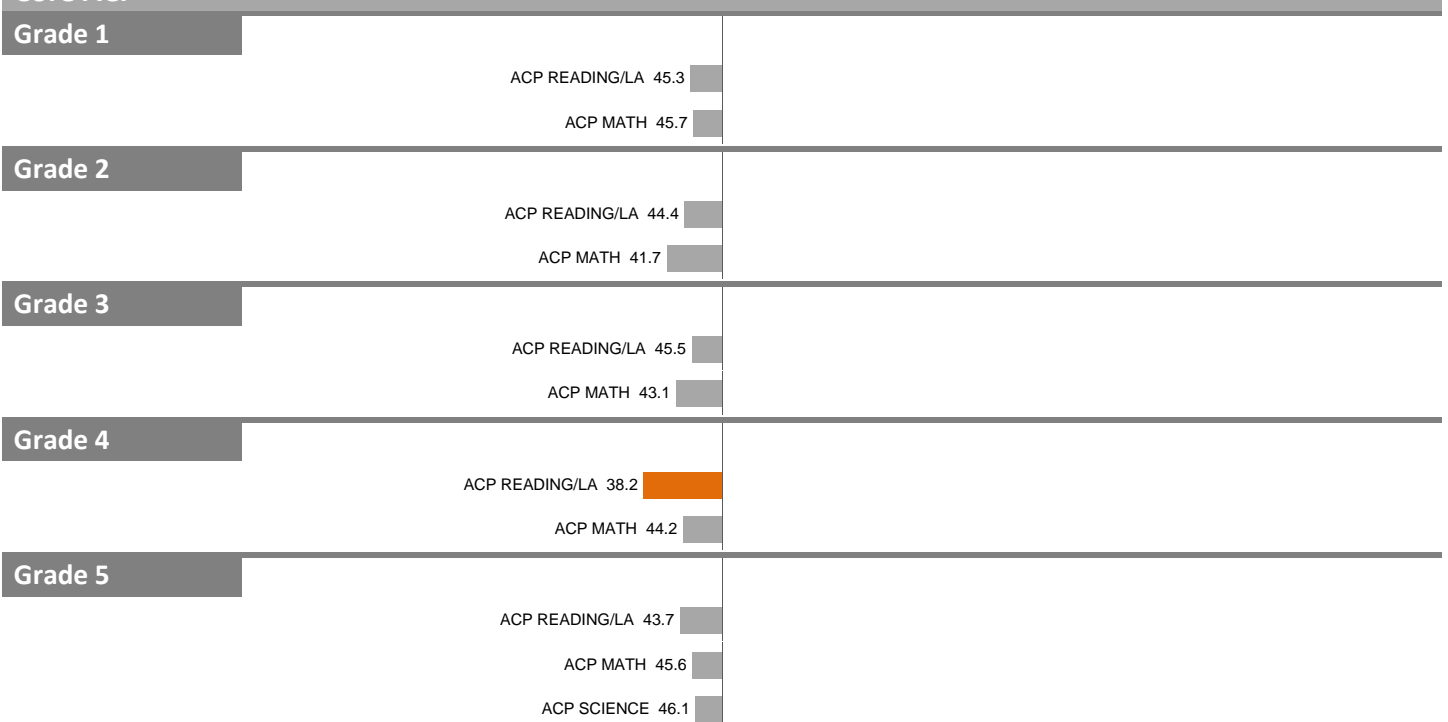
## Norm-Referenced



## STAAR



## Core ACP




NOTES: "Overall SEI" has average 50 and standard deviation 5; an "average" overall SEI is 45 to 55. Component SEIs (e.g. Grade 5 STAAR Reading, PSAT Writing) each have average 50 and standard deviation 10; an "average" component SEI is 40 to 60. Component SEIs are computed only if at least eight test results are available.

# 2017-18 School Effectiveness Index (SEI) Detail

226–MARTIN WEISS ELEMENTARY SCHOOL

Overall SEI: 50.3

State accountability rating: Met Standard




NOTES: "Overall SEI" has average 50 and standard deviation 5; an "average" overall SEI is 45 to 55. Component SEIs (e.g. Grade 5 STAAR Reading, PSAT Writing) each have average 50 and standard deviation 10; an "average" component SEI is 40 to 60. Component SEIs are computed only if at least eight test results are available.

# 2017-18 School Effectiveness Index (SEI) Detail

228–SUDIE L. WILLIAMS ELEMENTARY SCHOOL

Overall SEI: 55.9

State accountability rating: Met Standard




NOTES: "Overall SEI" has average 50 and standard deviation 5; an "average" overall SEI is 45 to 55. Component SEIs (e.g. Grade 5 STAAR Reading, PSAT Writing) each have average 50 and standard deviation 10; an "average" component SEI is 40 to 60. Component SEIs are computed only if at least eight test results are available.

# 2017-18 School Effectiveness Index (SEI) Detail

229-WINNETKA ELEMENTARY SCHOOL

Overall SEI: 50.3

State accountability rating: Met Standard



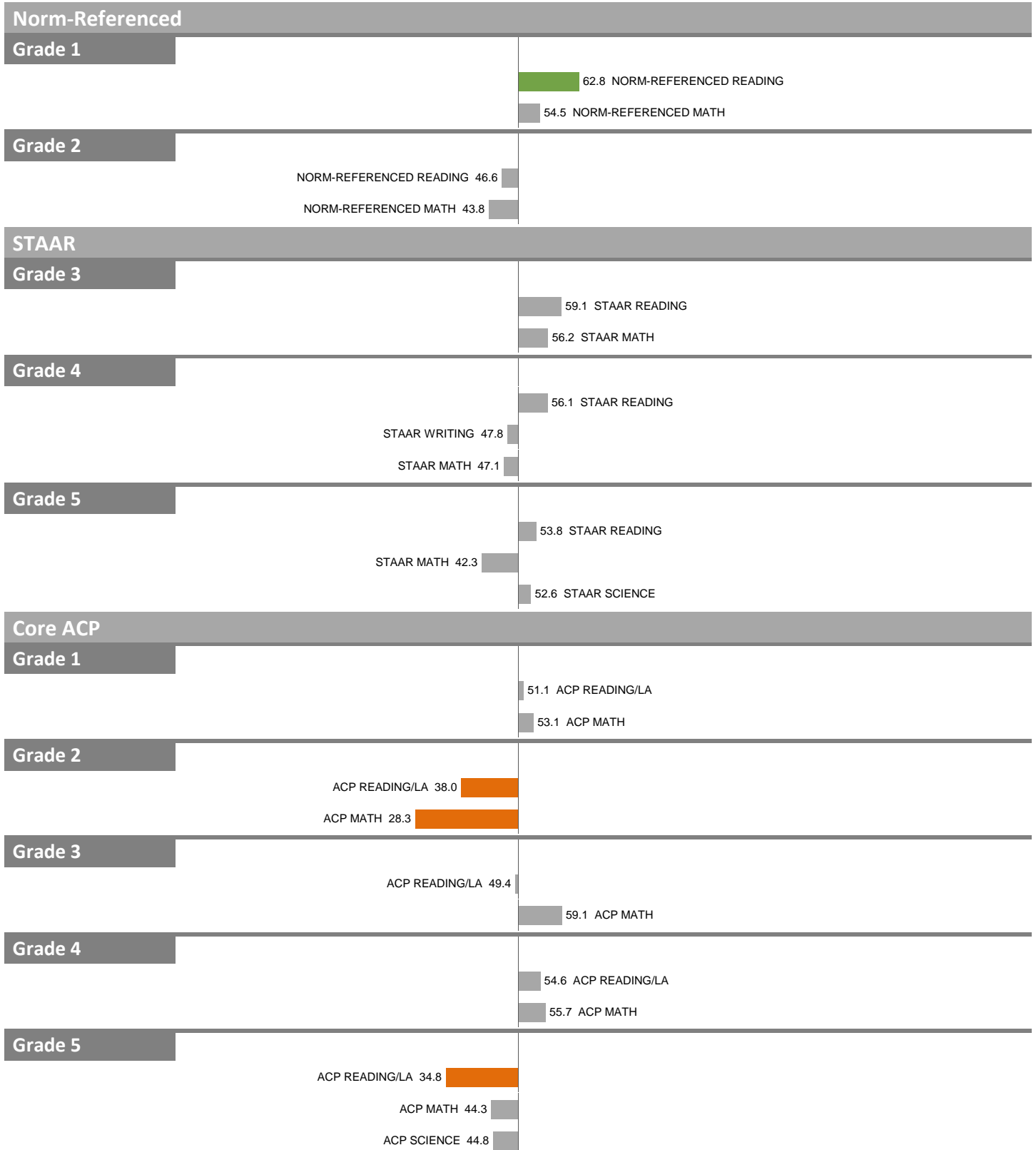
NOTES: "Overall SEI" has average 50 and standard deviation 5; an "average" overall SEI is 45 to 55. Component SEIs (e.g. Grade 5 STAAR Reading, PSAT Writing) each have average 50 and standard deviation 10; an "average" component SEI is 40 to 60. Component SEIs are computed only if at least eight test results are available.

# 2017-18 School Effectiveness Index (SEI) Detail

230—HARRY C. WITHERS ELEMENTARY SCHOOL

Overall SEI: 50.8

State accountability rating: Met Standard



NOTES: "Overall SEI" has average 50 and standard deviation 5; an "average" overall SEI is 45 to 55. Component SEIs (e.g. Grade 5 STAAR Reading, PSAT Writing) each have average 50 and standard deviation 10; an "average" component SEI is 40 to 60. Component SEIs are computed only if at least eight test results are available.


# 2017-18 School Effectiveness Index (SEI) Detail

232-EDNA ROWE ELEMENTARY SCHOOL


Overall SEI: 45.5

State accountability rating: Met Standard


## Norm-Referenced



## STAAR



## Core ACP



NOTES: "Overall SEI" has average 50 and standard deviation 5; an "average" overall SEI is 45 to 55. Component SEIs (e.g. Grade 5 STAAR Reading, PSAT Writing) each have average 50 and standard deviation 10; an "average" component SEI is 40 to 60. Component SEIs are computed only if at least eight test results are available.

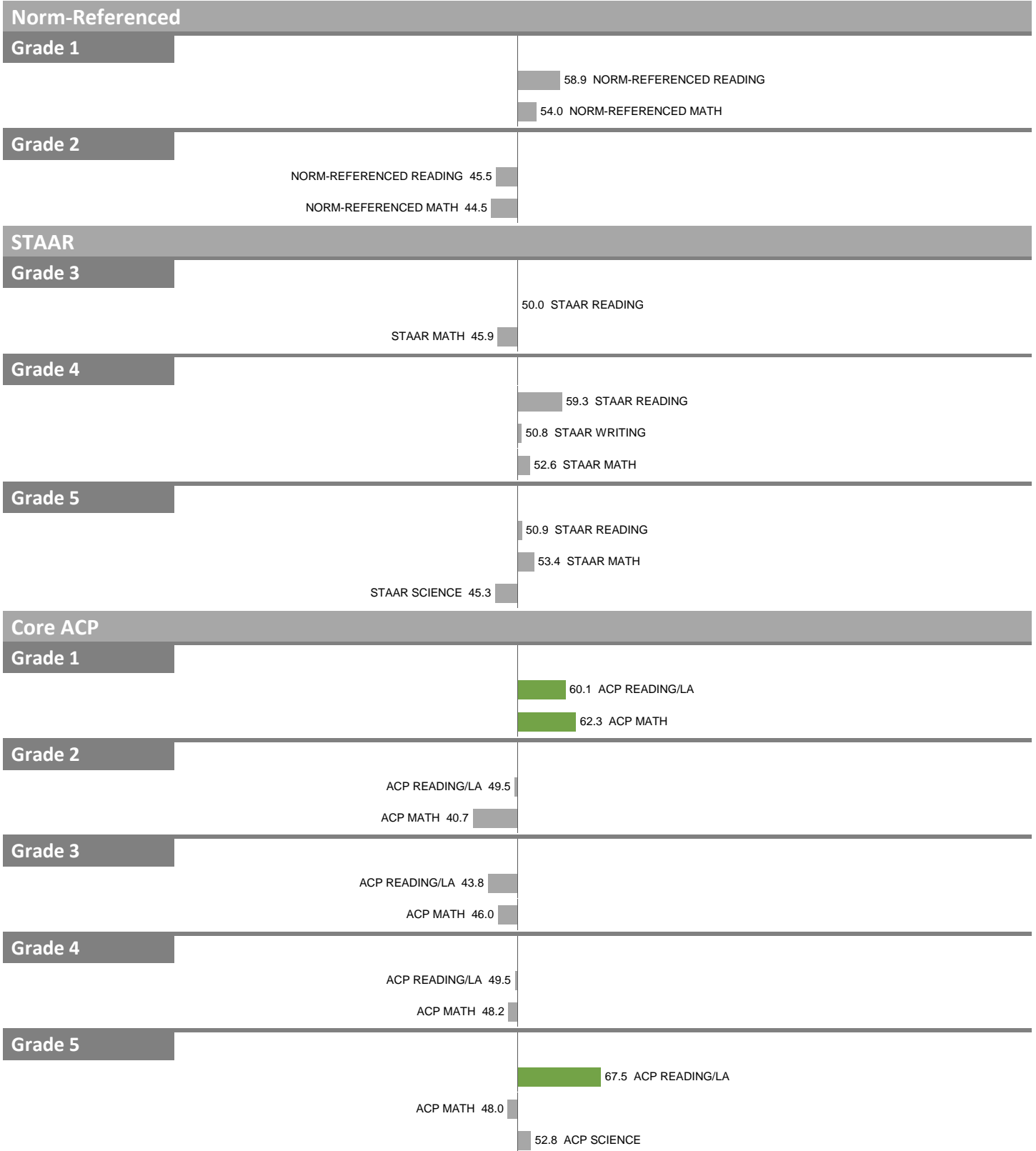


# 2017-18 School Effectiveness Index (SEI) Detail

233-NATHAN ADAMS ELEMENTARY SCHOOL

Overall SEI: 51.0

State accountability rating: Met Standard



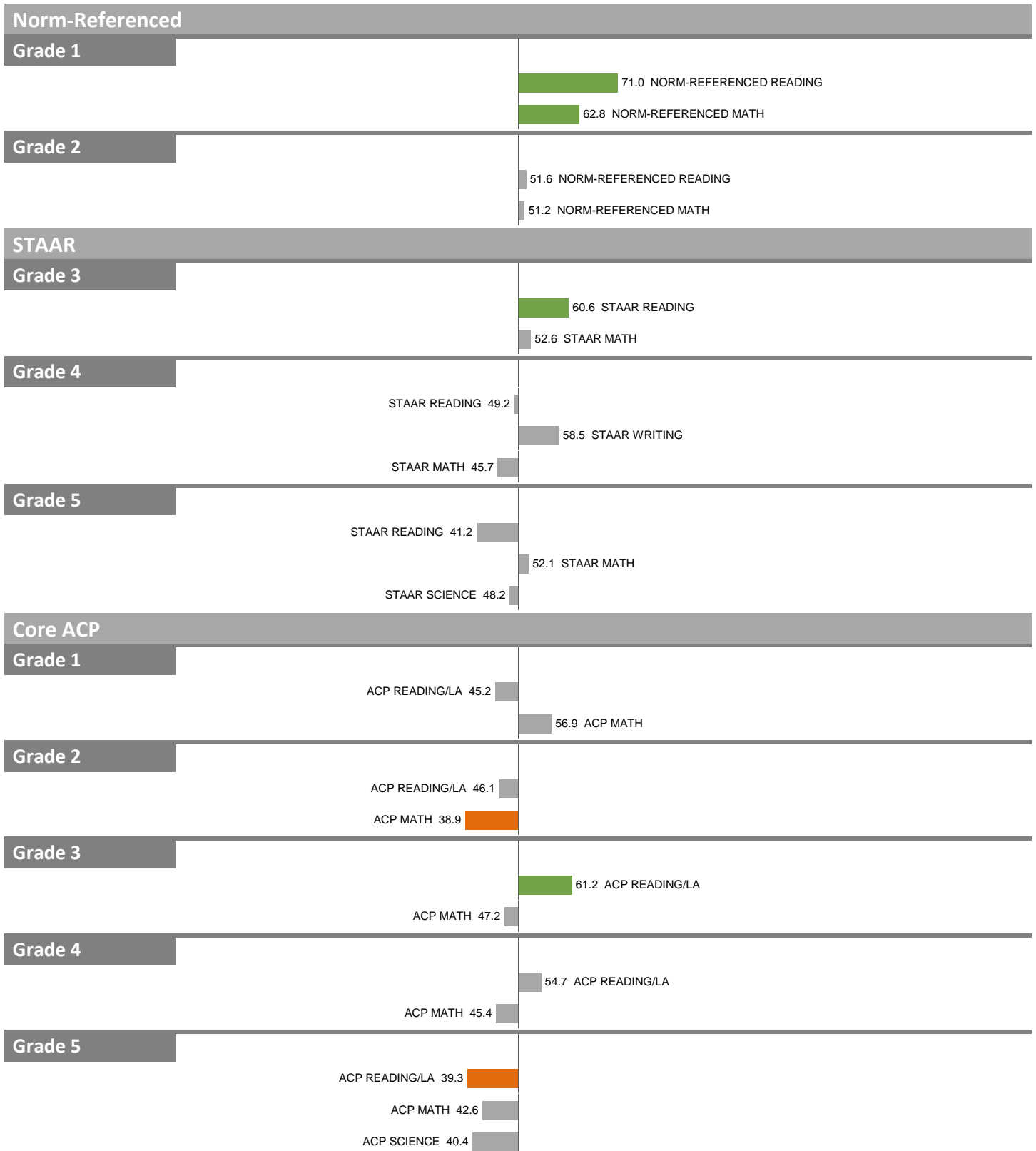
NOTES: "Overall SEI" has average 50 and standard deviation 5; an "average" overall SEI is 45 to 55. Component SEIs (e.g. Grade 5 STAAR Reading, PSAT Writing) each have average 50 and standard deviation 10; an "average" component SEI is 40 to 60. Component SEIs are computed only if at least eight test results are available.

# 2017-18 School Effectiveness Index (SEI) Detail

234-HENRY B. GONZALEZ ELEMENTARY SCHOOL

Overall SEI: 52.4

State accountability rating: Met Standard




NOTES: "Overall SEI" has average 50 and standard deviation 5; an "average" overall SEI is 45 to 55. Component SEIs (e.g. Grade 5 STAAR Reading, PSAT Writing) each have average 50 and standard deviation 10; an "average" component SEI is 40 to 60. Component SEIs are computed only if at least eight test results are available.

# 2017-18 School Effectiveness Index (SEI) Detail

235-BIRDIE ALEXANDER ELEMENTARY SCHOOL

Overall SEI: 50.7

State accountability rating: Met Standard




NOTES: "Overall SEI" has average 50 and standard deviation 5; an "average" overall SEI is 45 to 55. Component SEIs (e.g. Grade 5 STAAR Reading, PSAT Writing) each have average 50 and standard deviation 10; an "average" component SEI is 40 to 60. Component SEIs are computed only if at least eight test results are available.

# 2017-18 School Effectiveness Index (SEI) Detail

236–NANCY J. COCHRAN ELEMENTARY SCHOOL

Overall SEI: 47.8

State accountability rating: Met Standard




NOTES: "Overall SEI" has average 50 and standard deviation 5; an "average" overall SEI is 45 to 55. Component SEIs (e.g. Grade 5 STAAR Reading, PSAT Writing) each have average 50 and standard deviation 10; an "average" component SEI is 40 to 60. Component SEIs are computed only if at least eight test results are available.

# 2017-18 School Effectiveness Index (SEI) Detail

237-JOHN W. RUNYON ELEMENTARY SCHOOL

Overall SEI: 50.0

State accountability rating: Met Standard



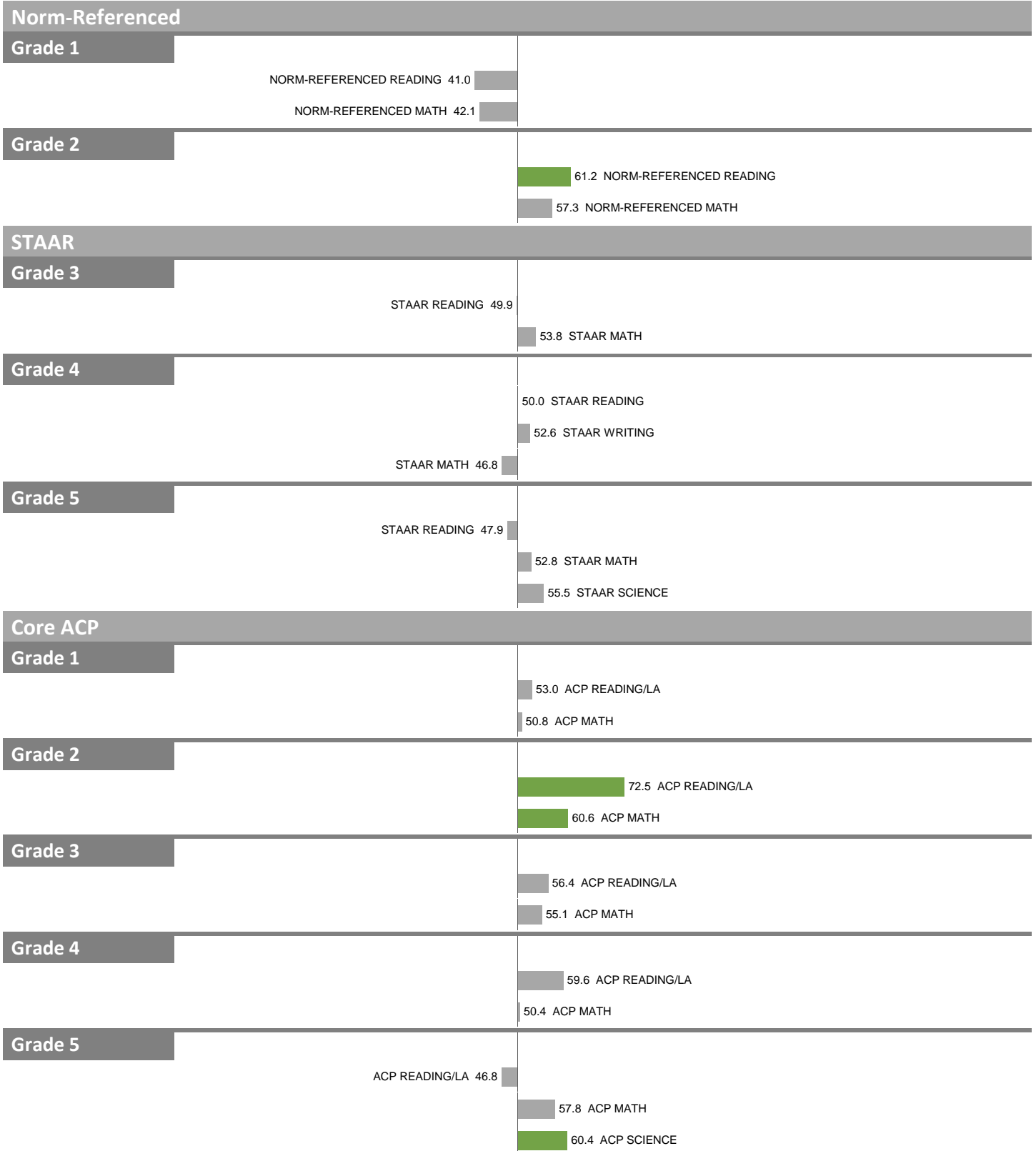
NOTES: "Overall SEI" has average 50 and standard deviation 5; an "average" overall SEI is 45 to 55. Component SEIs (e.g. Grade 5 STAAR Reading, PSAT Writing) each have average 50 and standard deviation 10; an "average" component SEI is 40 to 60. Component SEIs are computed only if at least eight test results are available.

# 2017-18 School Effectiveness Index (SEI) Detail

239-ARTURO SALAZAR ELEMENTARY SCHOOL

Overall SEI: 51.9

State accountability rating: Met Standard



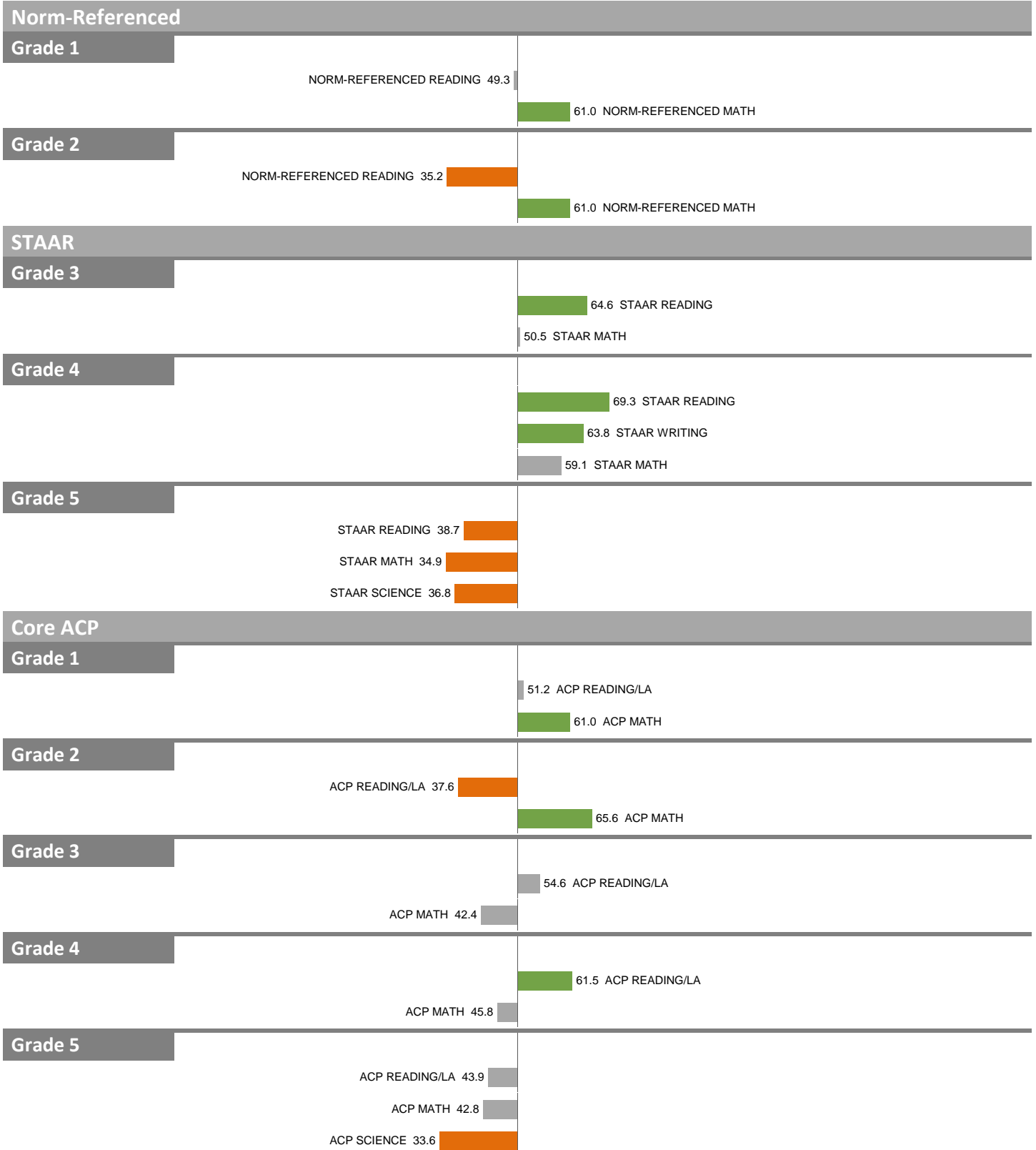
NOTES: "Overall SEI" has average 50 and standard deviation 5; an "average" overall SEI is 45 to 55. Component SEIs (e.g. Grade 5 STAAR Reading, PSAT Writing) each have average 50 and standard deviation 10; an "average" component SEI is 40 to 60. Component SEIs are computed only if at least eight test results are available.

# 2017-18 School Effectiveness Index (SEI) Detail

240-FRANK GUZICK ELEMENTARY SCHOOL

Overall SEI: 51.4

State accountability rating: Met Standard



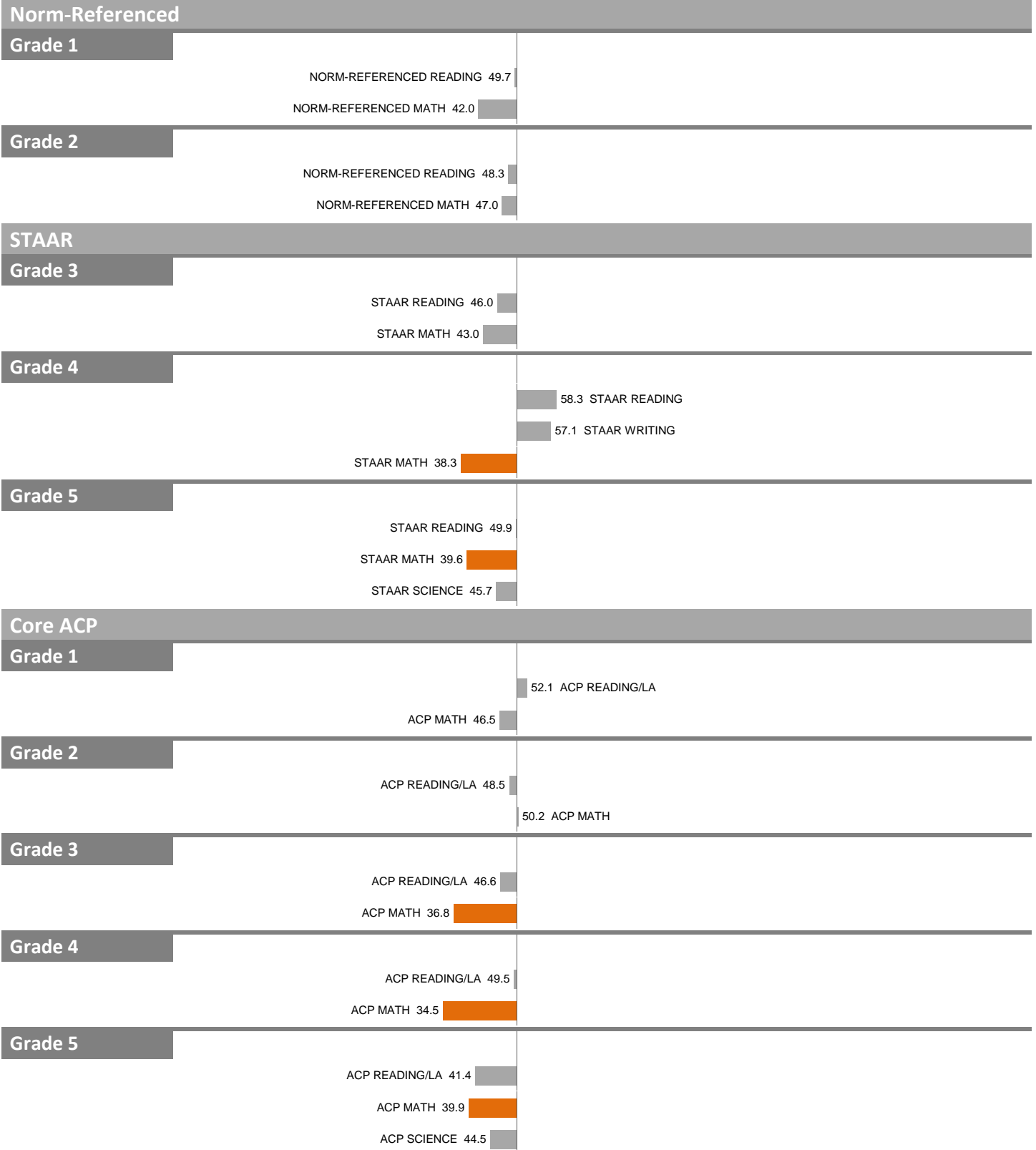
NOTES: "Overall SEI" has average 50 and standard deviation 5; an "average" overall SEI is 45 to 55. Component SEIs (e.g. Grade 5 STAAR Reading, PSAT Writing) each have average 50 and standard deviation 10; an "average" component SEI is 40 to 60. Component SEIs are computed only if at least eight test results are available.

# 2017-18 School Effectiveness Index (SEI) Detail

244-SEAGOVILLE NORTH ELEMENTARY SCHOOL

Overall SEI: 46.6

State accountability rating: Met Standard



NOTES: "Overall SEI" has average 50 and standard deviation 5; an "average" overall SEI is 45 to 55. Component SEIs (e.g. Grade 5 STAAR Reading, PSAT Writing) each have average 50 and standard deviation 10; an "average" component SEI is 40 to 60. Component SEIs are computed only if at least eight test results are available.




# 2017-18 School Effectiveness Index (SEI) Detail

247-ADELFA B. CALLEJO ELEMENTARY SCHOOL

Overall SEI: 51.1

State accountability rating: Met Standard




NOTES: "Overall SEI" has average 50 and standard deviation 5; an "average" overall SEI is 45 to 55. Component SEIs (e.g. Grade 5 STAAR Reading, PSAT Writing) each have average 50 and standard deviation 10; an "average" component SEI is 40 to 60. Component SEIs are computed only if at least eight test results are available.

# 2017-18 School Effectiveness Index (SEI) Detail

250-WHITNEY M. YOUNG, JR. ELEMENTARY SCHOOL

Overall SEI: 53.8

State accountability rating: Met Standard




NOTES: "Overall SEI" has average 50 and standard deviation 5; an "average" overall SEI is 45 to 55. Component SEIs (e.g. Grade 5 STAAR Reading, PSAT Writing) each have average 50 and standard deviation 10; an "average" component SEI is 40 to 60. Component SEIs are computed only if at least eight test results are available.

# 2017-18 School Effectiveness Index (SEI) Detail

260—LORENZO DE ZAVALA ELEMENTARY SCHOOL

Overall SEI: 49.2

State accountability rating: Met Standard



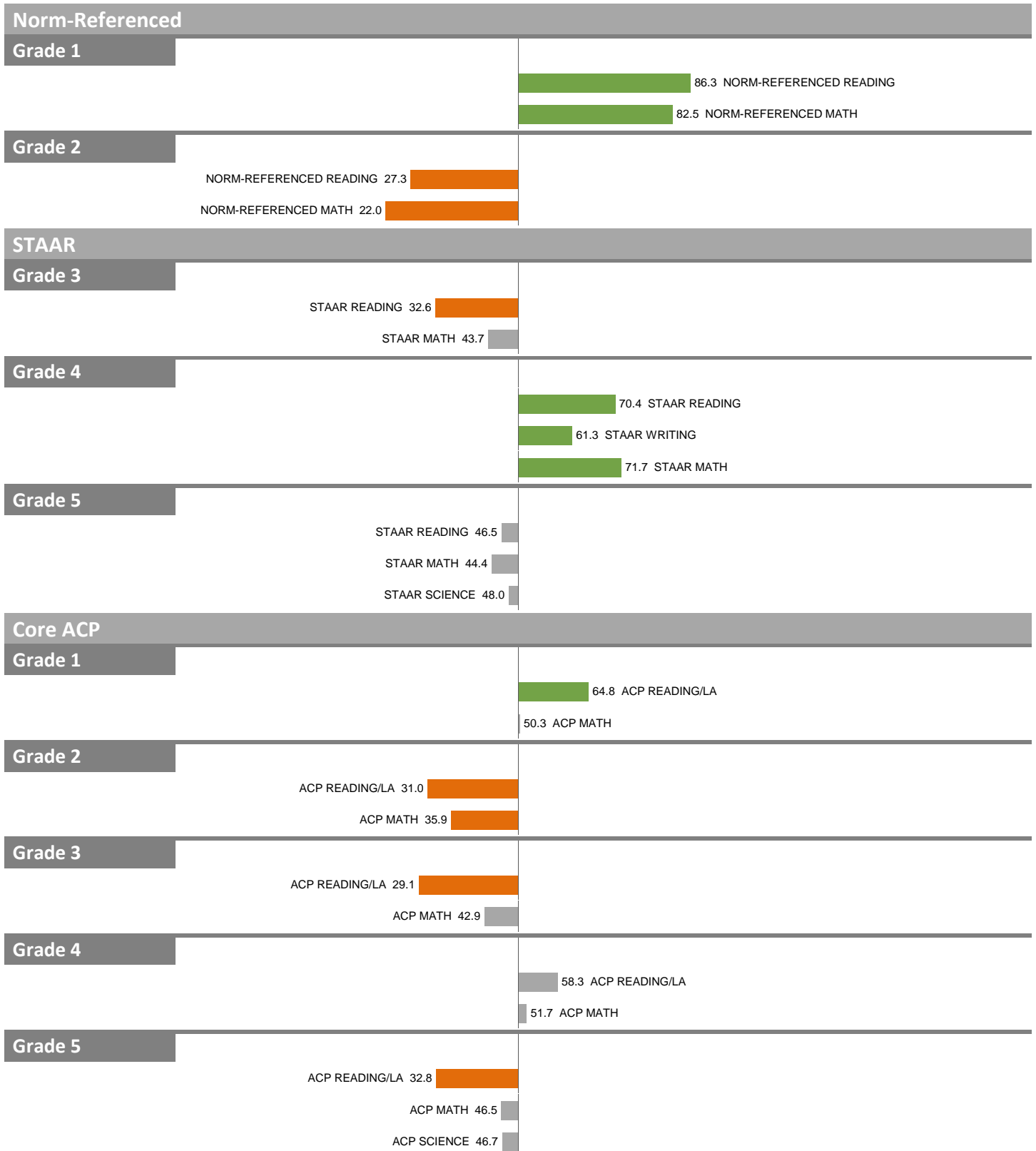
NOTES: "Overall SEI" has average 50 and standard deviation 5; an "average" overall SEI is 45 to 55. Component SEIs (e.g. Grade 5 STAAR Reading, PSAT Writing) each have average 50 and standard deviation 10; an "average" component SEI is 40 to 60. Component SEIs are computed only if at least eight test results are available.

# 2017-18 School Effectiveness Index (SEI) Detail

263–J.P. STARKS ELEMENTARY SCHOOL

Overall SEI: 51.4

State accountability rating: Met Standard




NOTES: "Overall SEI" has average 50 and standard deviation 5; an "average" overall SEI is 45 to 55. Component SEIs (e.g. Grade 5 STAAR Reading, PSAT Writing) each have average 50 and standard deviation 10; an "average" component SEI is 40 to 60. Component SEIs are computed only if at least eight test results are available.

# 2017-18 School Effectiveness Index (SEI) Detail

264-RONALD E. MCNAIR ELEMENTARY SCHOOL

Overall SEI: 46.4

State accountability rating: Met Standard




NOTES: "Overall SEI" has average 50 and standard deviation 5; an "average" overall SEI is 45 to 55. Component SEIs (e.g. Grade 5 STAAR Reading, PSAT Writing) each have average 50 and standard deviation 10; an "average" component SEI is 40 to 60. Component SEIs are computed only if at least eight test results are available.

# 2017-18 School Effectiveness Index (SEI) Detail

265-ELADIO MARTINEZ LEARNING CENTER

Overall SEI: 50.7

State accountability rating: Met Standard



NOTES: "Overall SEI" has average 50 and standard deviation 5; an "average" overall SEI is 45 to 55. Component SEIs (e.g. Grade 5 STAAR Reading, PSAT Writing) each have average 50 and standard deviation 10; an "average" component SEI is 40 to 60. Component SEIs are computed only if at least eight test results are available.

# 2017-18 School Effectiveness Index (SEI) Detail

266—FREDERICK DOUGLASS ELEMENTARY SCHOOL

Overall SEI: 44.1

State accountability rating: Met Standard



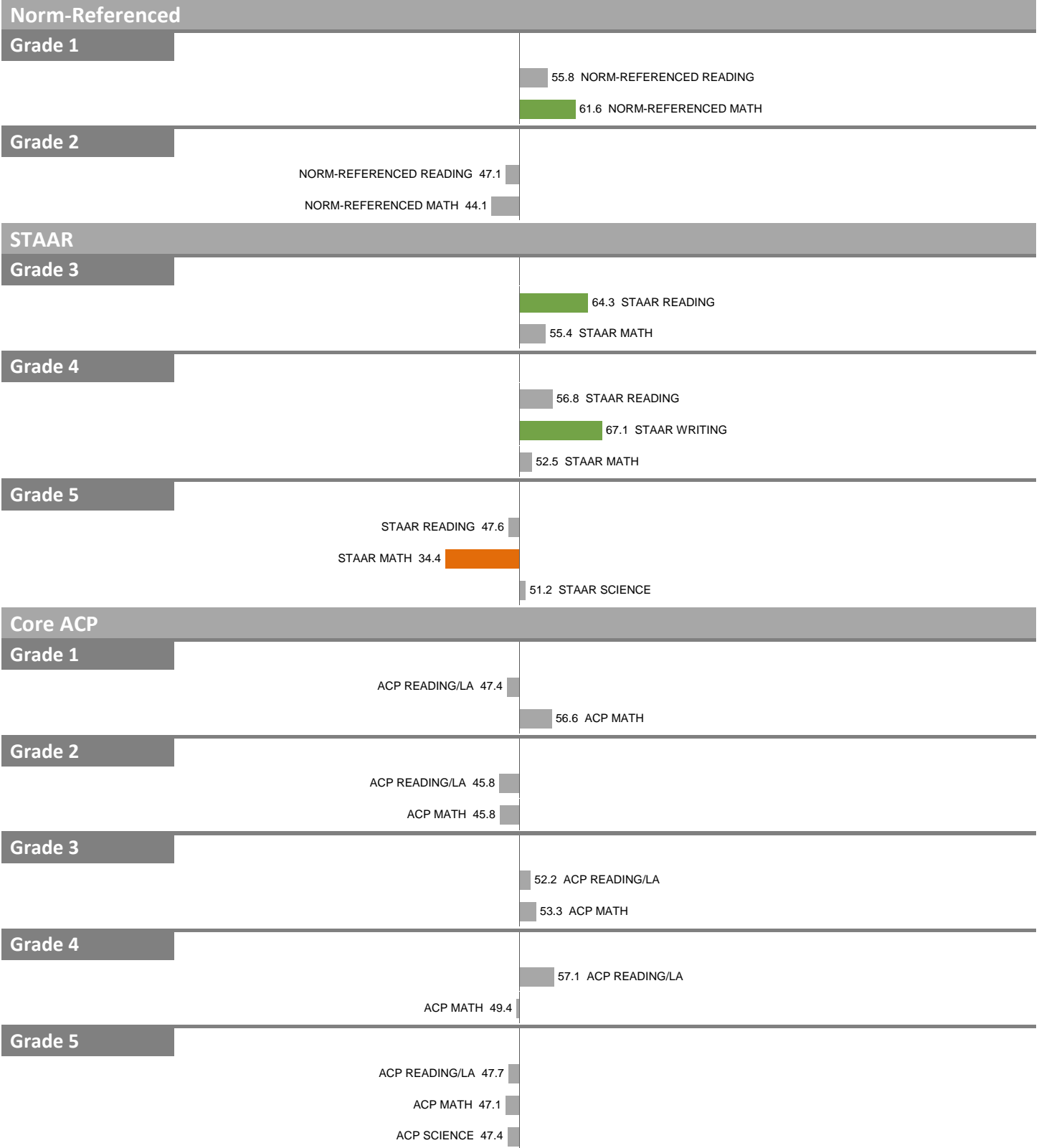
NOTES: "Overall SEI" has average 50 and standard deviation 5; an "average" overall SEI is 45 to 55. Component SEIs (e.g. Grade 5 STAAR Reading, PSAT Writing) each have average 50 and standard deviation 10; an "average" component SEI is 40 to 60. Component SEIs are computed only if at least eight test results are available.

# 2017-18 School Effectiveness Index (SEI) Detail

268—JOHN F. KENNEDY ELEMENTARY SCHOOL (CLOSED)

Overall SEI: 52.4

State accountability rating: Met Standard



NOTES: "Overall SEI" has average 50 and standard deviation 5; an "average" overall SEI is 45 to 55. Component SEIs (e.g. Grade 5 STAAR Reading, PSAT Writing) each have average 50 and standard deviation 10; an "average" component SEI is 40 to 60. Component SEIs are computed only if at least eight test results are available.




# 2017-18 School Effectiveness Index (SEI) Detail

269—ONESIMO HERNANDEZ ELEMENTARY SCHOOL

Overall SEI: 54.8

State accountability rating: Met Standard



NOTES: "Overall SEI" has average 50 and standard deviation 5; an "average" overall SEI is 45 to 55. Component SEIs (e.g. Grade 5 STAAR Reading, PSAT Writing) each have average 50 and standard deviation 10; an "average" component SEI is 40 to 60. Component SEIs are computed only if at least eight test results are available.

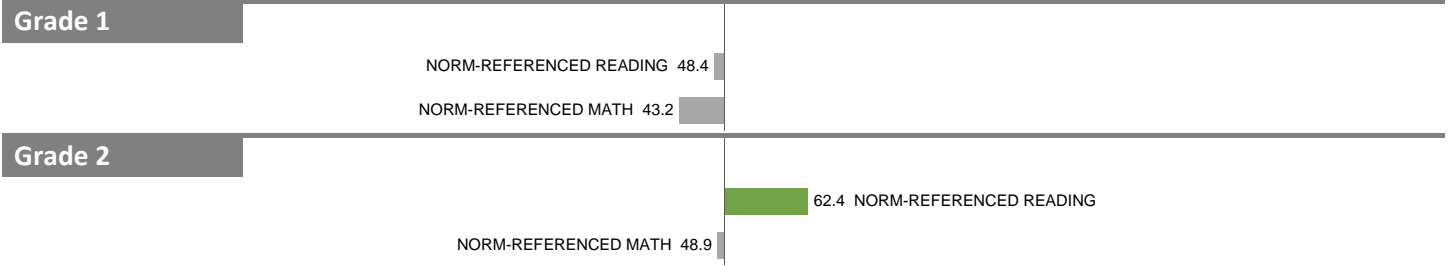
# 2017-18 School Effectiveness Index (SEI) Detail

270-EDUARDO MATA ELEMENTARY SCHOOL

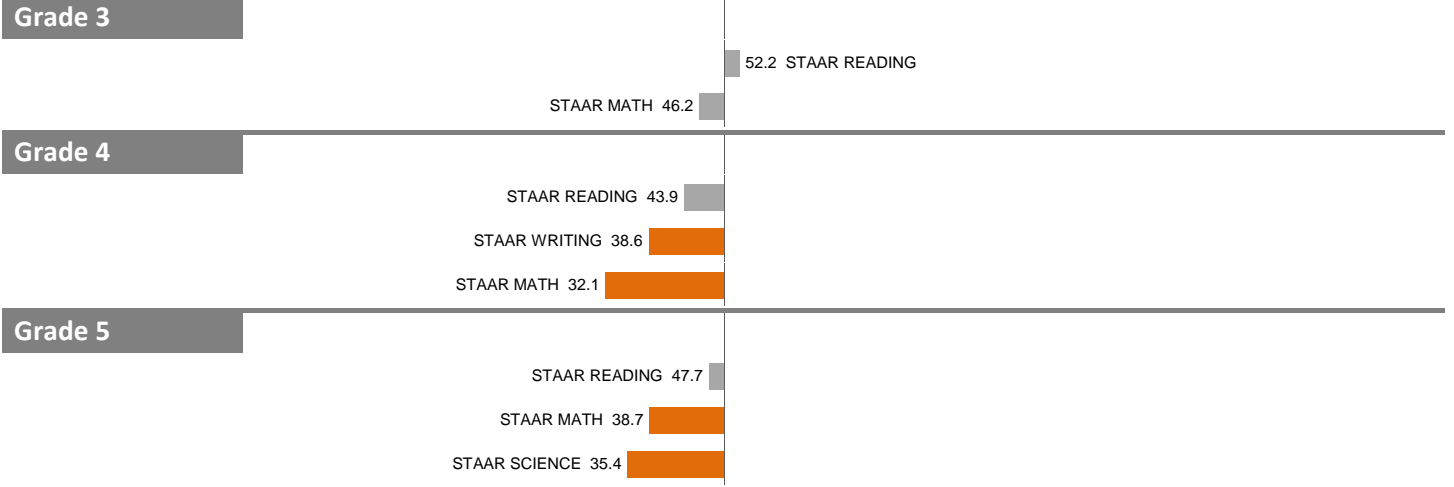
Overall SEI: 43.4

State accountability rating: Met Standard

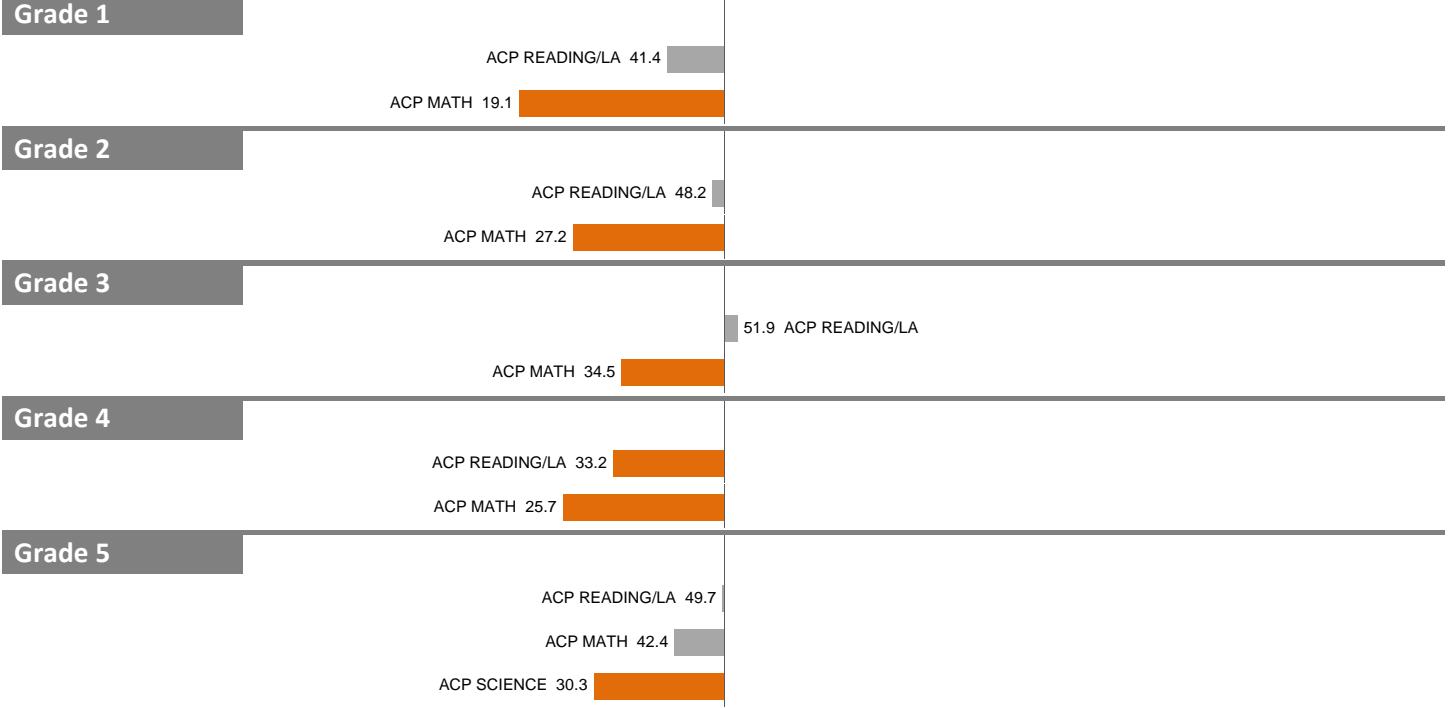
## Norm-Referenced



## STAAR



## Core ACP



NOTES: "Overall SEI" has average 50 and standard deviation 5; an "average" overall SEI is 45 to 55. Component SEIs (e.g. Grade 5 STAAR Reading, PSAT Writing) each have average 50 and standard deviation 10; an "average" component SEI is 40 to 60. Component SEIs are computed only if at least eight test results are available.

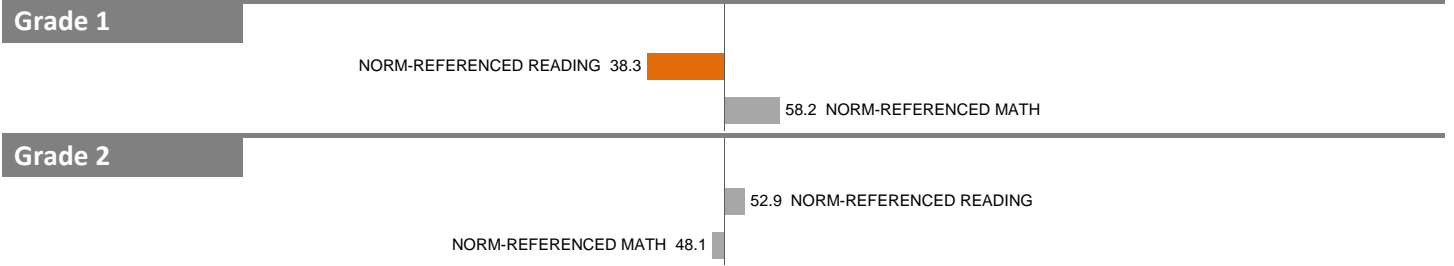
# 2017-18 School Effectiveness Index (SEI) Detail

271—JULIAN T. SALDIVAR ELEMENTARY SCHOOL

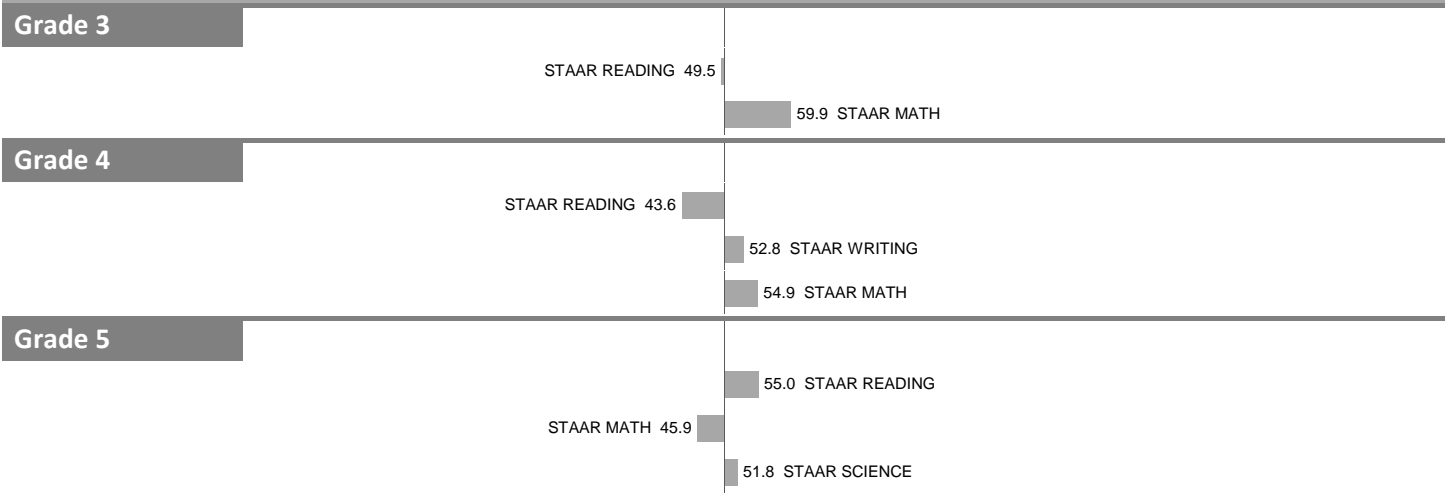
Overall SEI: 51.4

State accountability rating: Met Standard


## Norm-Referenced



## STAAR



## Core ACP



NOTES: "Overall SEI" has average 50 and standard deviation 5; an "average" overall SEI is 45 to 55. Component SEIs (e.g. Grade 5 STAAR Reading, PSAT Writing) each have average 50 and standard deviation 10; an "average" component SEI is 40 to 60. Component SEIs are computed only if at least eight test results are available.

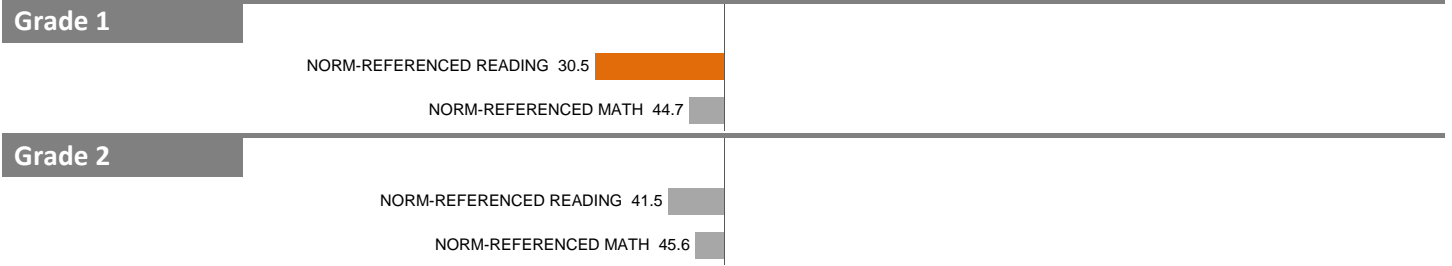
# 2017-18 School Effectiveness Index (SEI) Detail

272-MARIA MORENO ELEMENTARY SCHOOL

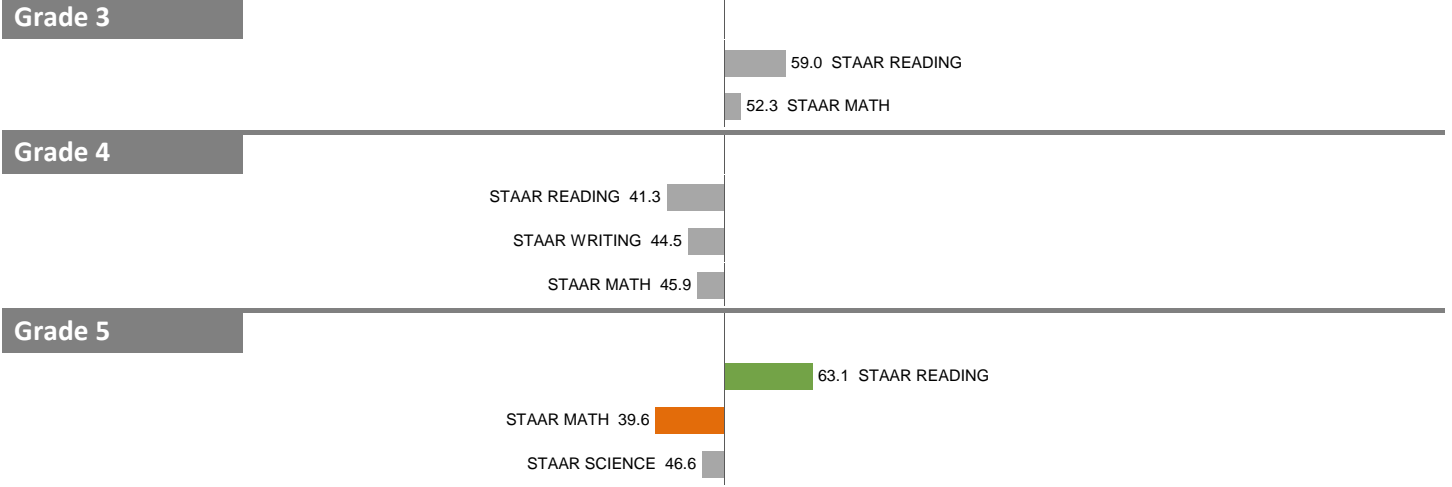
Overall SEI: 47.1

State accountability rating: Met Standard

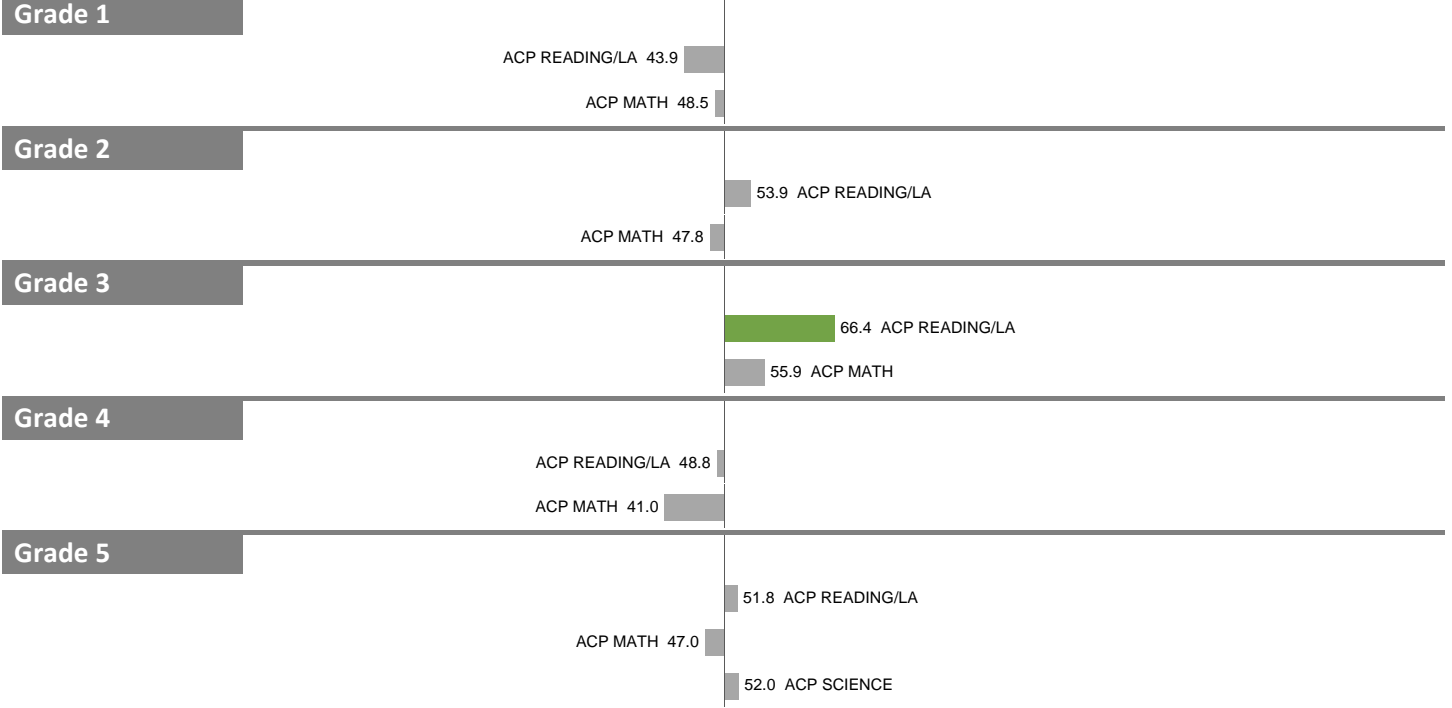
## Norm-Referenced



## STAAR



## Core ACP



NOTES: "Overall SEI" has average 50 and standard deviation 5; an "average" overall SEI is 45 to 55. Component SEIs (e.g. Grade 5 STAAR Reading, PSAT Writing) each have average 50 and standard deviation 10; an "average" component SEI is 40 to 60. Component SEIs are computed only if at least eight test results are available.

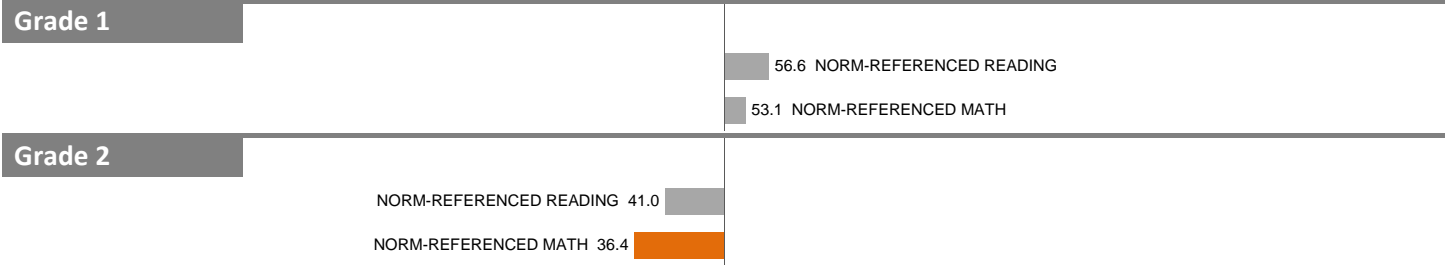
# 2017-18 School Effectiveness Index (SEI) Detail

273—PLEASANT GROVE ELEMENTARY SCHOOL

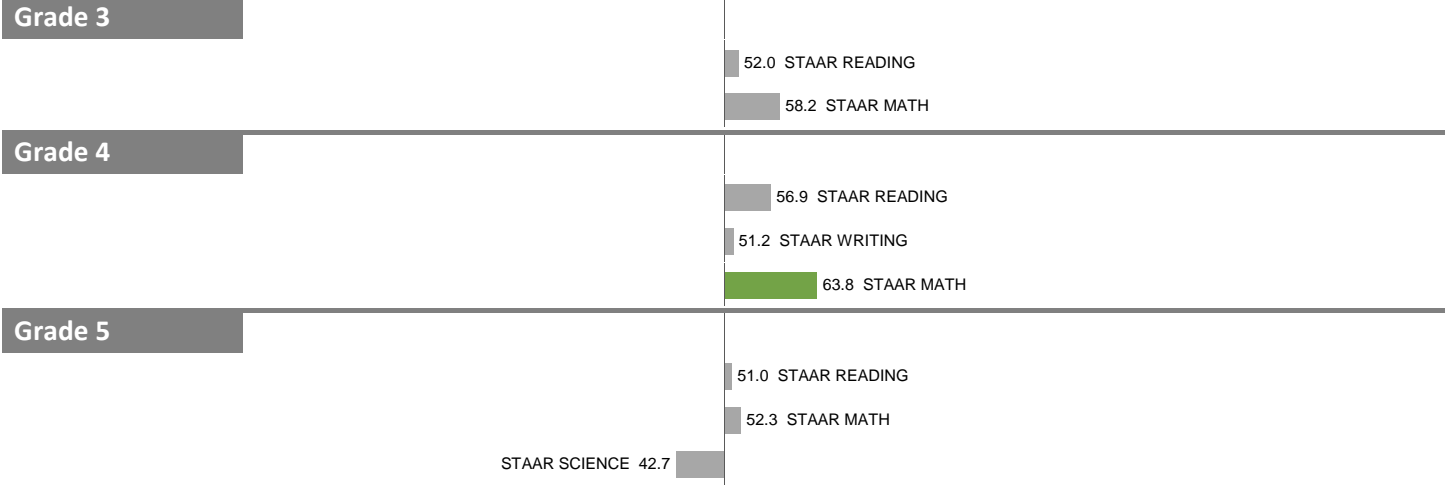
Overall SEI: 49.9

State accountability rating: Met Standard

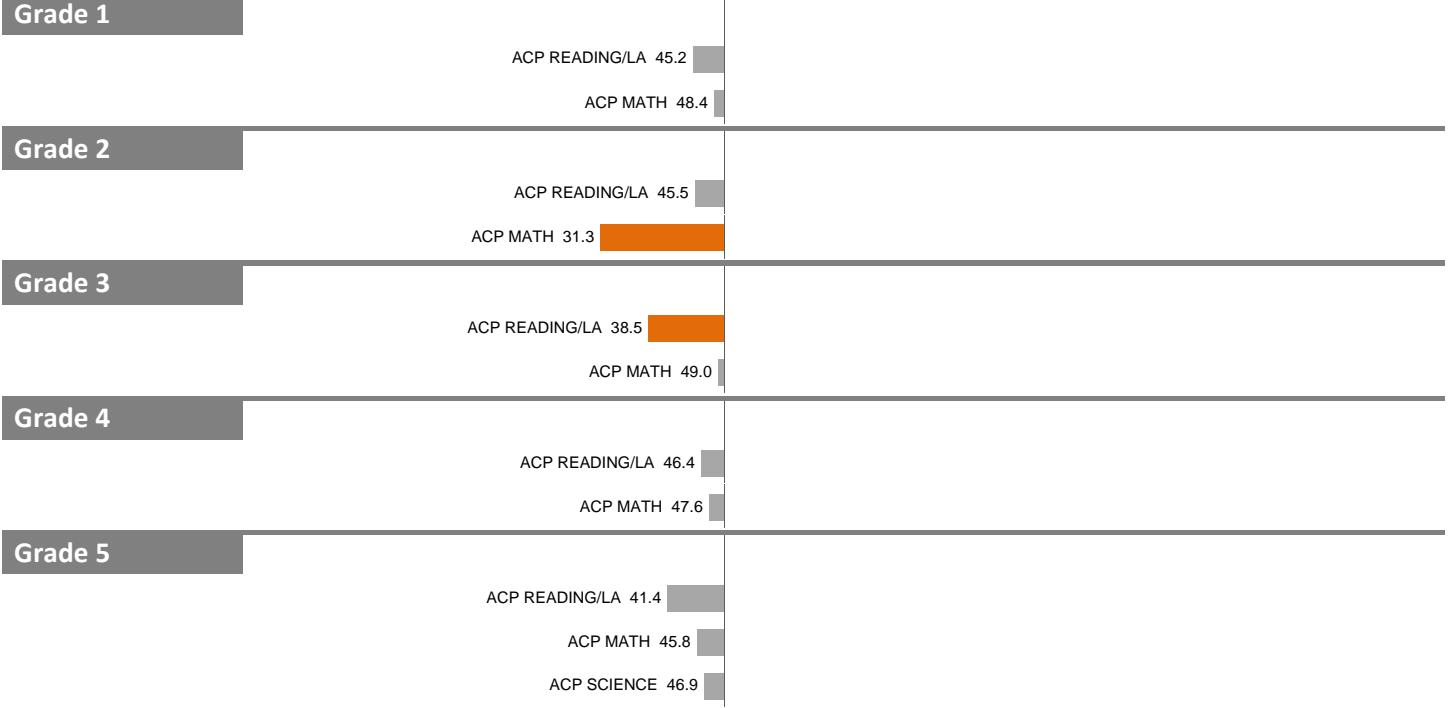
## Norm-Referenced



## STAAR



## Core ACP




NOTES: "Overall SEI" has average 50 and standard deviation 5; an "average" overall SEI is 45 to 55. Component SEIs (e.g. Grade 5 STAAR Reading, PSAT Writing) each have average 50 and standard deviation 10; an "average" component SEI is 40 to 60. Component SEIs are computed only if at least eight test results are available.

# 2017-18 School Effectiveness Index (SEI) Detail

274-MARY MCLEOD BETHUNE ELEMENTARY SCHOOL

Overall SEI: 52.3

State accountability rating: Met Standard



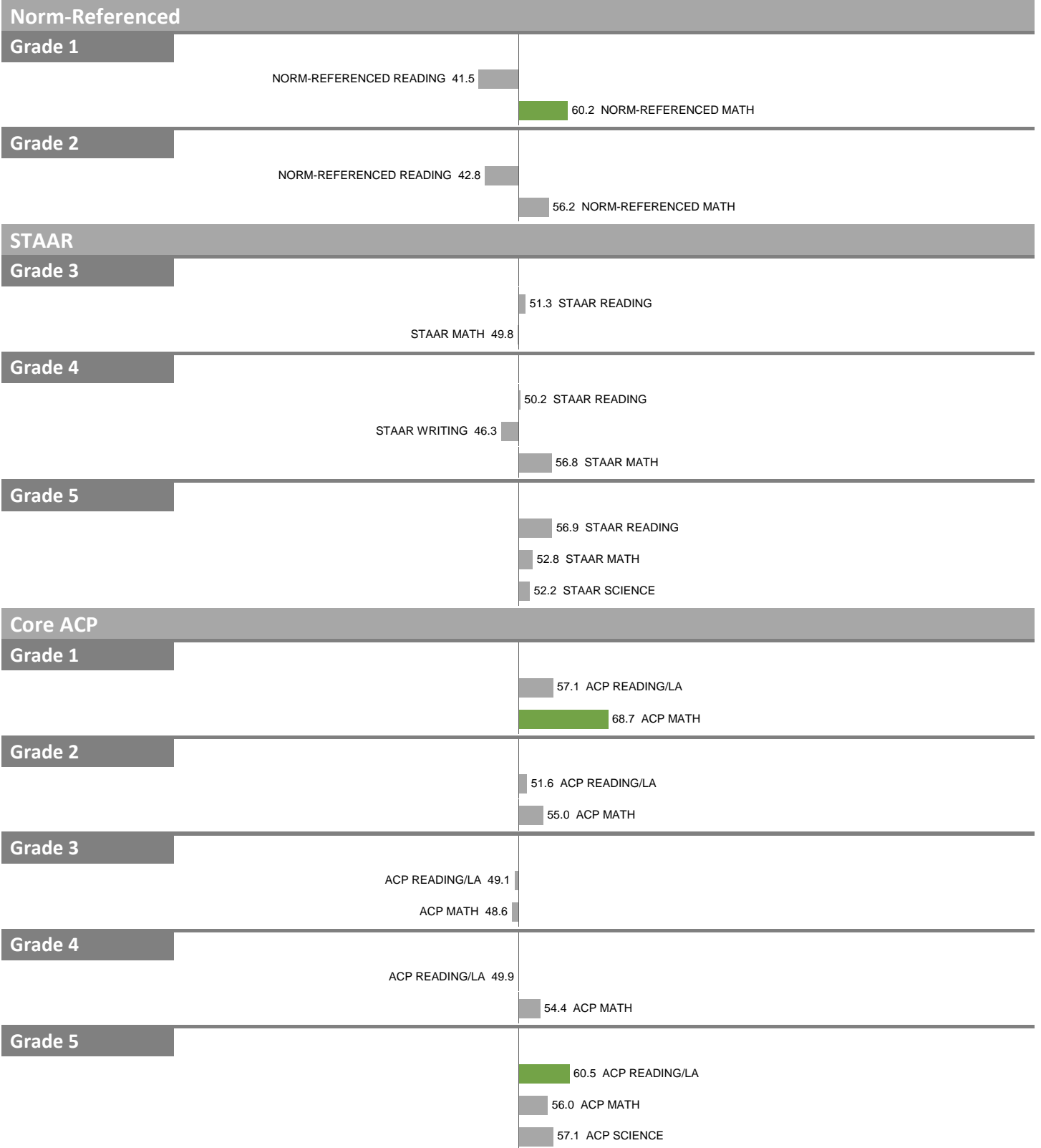
NOTES: "Overall SEI" has average 50 and standard deviation 5; an "average" overall SEI is 45 to 55. Component SEIs (e.g. Grade 5 STAAR Reading, PSAT Writing) each have average 50 and standard deviation 10; an "average" component SEI is 40 to 60. Component SEIs are computed only if at least eight test results are available.

# 2017-18 School Effectiveness Index (SEI) Detail

275–LOUISE WOLFF KAHN ELEMENTARY SCHOOL

Overall SEI: 52.0

State accountability rating: Met Standard




NOTES: "Overall SEI" has average 50 and standard deviation 5; an "average" overall SEI is 45 to 55. Component SEIs (e.g. Grade 5 STAAR Reading, PSAT Writing) each have average 50 and standard deviation 10; an "average" component SEI is 40 to 60. Component SEIs are computed only if at least eight test results are available.

# 2017-18 School Effectiveness Index (SEI) Detail

276—GILBERT CUELLAR, SR. ELEMENTARY SCHOOL

Overall SEI: 48.8

State accountability rating: Met Standard



NOTES: "Overall SEI" has average 50 and standard deviation 5; an "average" overall SEI is 45 to 55. Component SEIs (e.g. Grade 5 STAAR Reading, PSAT Writing) each have average 50 and standard deviation 10; an "average" component SEI is 40 to 60. Component SEIs are computed only if at least eight test results are available.




# 2017-18 School Effectiveness Index (SEI) Detail

277—THOMAS TOLBERT ELEMENTARY SCHOOL

Overall SEI: 46.7

State accountability rating: Met Standard



NOTES: "Overall SEI" has average 50 and standard deviation 5; an "average" overall SEI is 45 to 55. Component SEIs (e.g. Grade 5 STAAR Reading, PSAT Writing) each have average 50 and standard deviation 10; an "average" component SEI is 40 to 60. Component SEIs are computed only if at least eight test results are available.

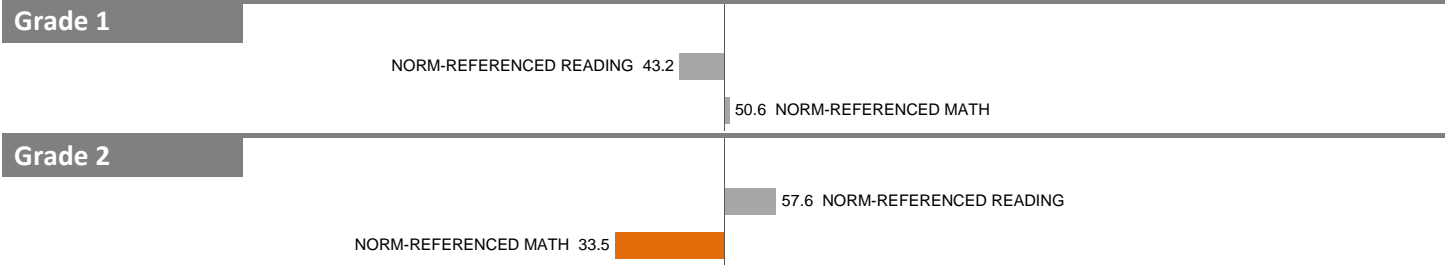
# 2017-18 School Effectiveness Index (SEI) Detail

278—LEONIDES GONZALEZ CIGARROA, M.D. ELEMENTARY SCHOOL


Overall SEI: 45.2

State accountability rating: Met Standard

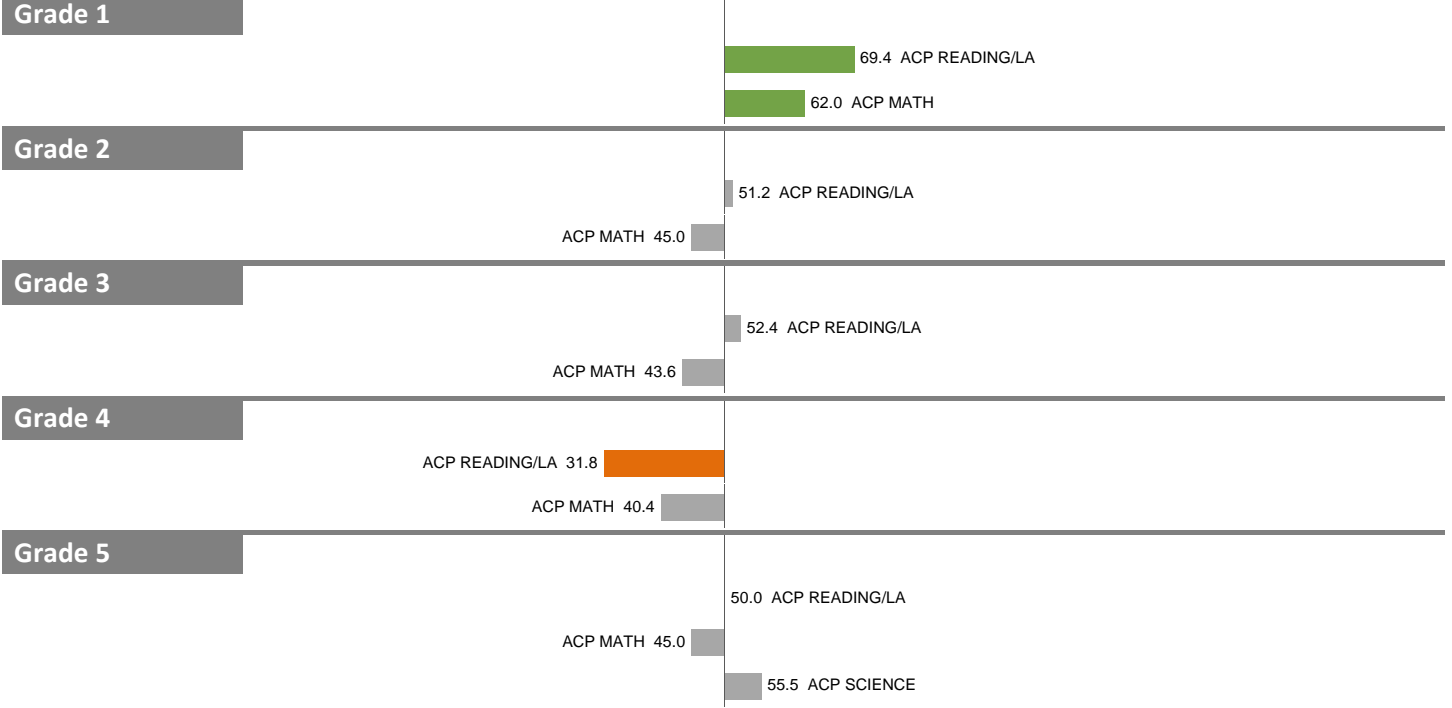
## Norm-Referenced



## STAAR



## Core ACP



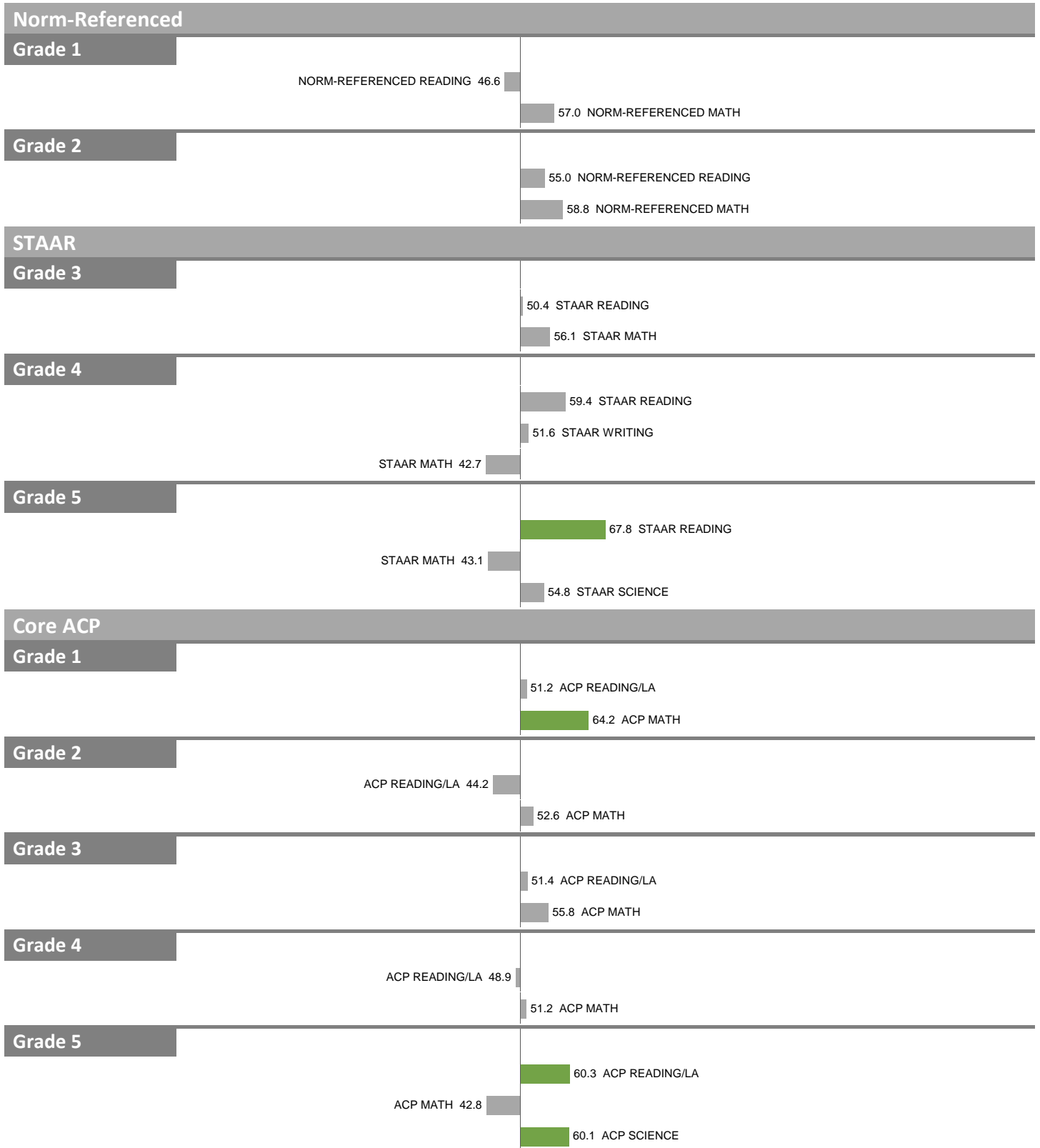
NOTES: "Overall SEI" has average 50 and standard deviation 5; an "average" overall SEI is 45 to 55. Component SEIs (e.g. Grade 5 STAAR Reading, PSAT Writing) each have average 50 and standard deviation 10; an "average" component SEI is 40 to 60. Component SEIs are computed only if at least eight test results are available.

# 2017-18 School Effectiveness Index (SEI) Detail

279—JERRY R. JUNKINS ELEMENTARY SCHOOL

Overall SEI: 53.3

State accountability rating: Met Standard




NOTES: "Overall SEI" has average 50 and standard deviation 5; an "average" overall SEI is 45 to 55. Component SEIs (e.g. Grade 5 STAAR Reading, PSAT Writing) each have average 50 and standard deviation 10; an "average" component SEI is 40 to 60. Component SEIs are computed only if at least eight test results are available.

# 2017-18 School Effectiveness Index (SEI) Detail

280-ANNE FRANK ELEMENTARY SCHOOL

Overall SEI: 49.4

State accountability rating: Met Standard



NOTES: "Overall SEI" has average 50 and standard deviation 5; an "average" overall SEI is 45 to 55. Component SEIs (e.g. Grade 5 STAAR Reading, PSAT Writing) each have average 50 and standard deviation 10; an "average" component SEI is 40 to 60. Component SEIs are computed only if at least eight test results are available.

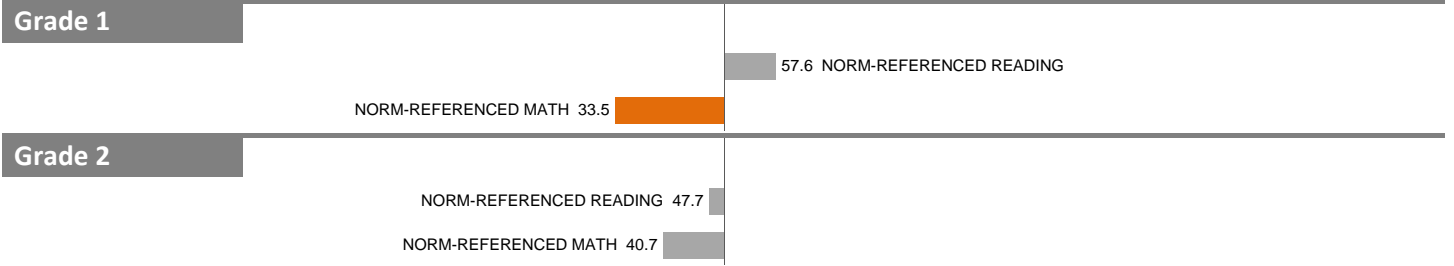
# 2017-18 School Effectiveness Index (SEI) Detail

281—CESAR CHAVEZ ELEMENTARY SCHOOL


Overall SEI: 47.4

State accountability rating: Met Standard

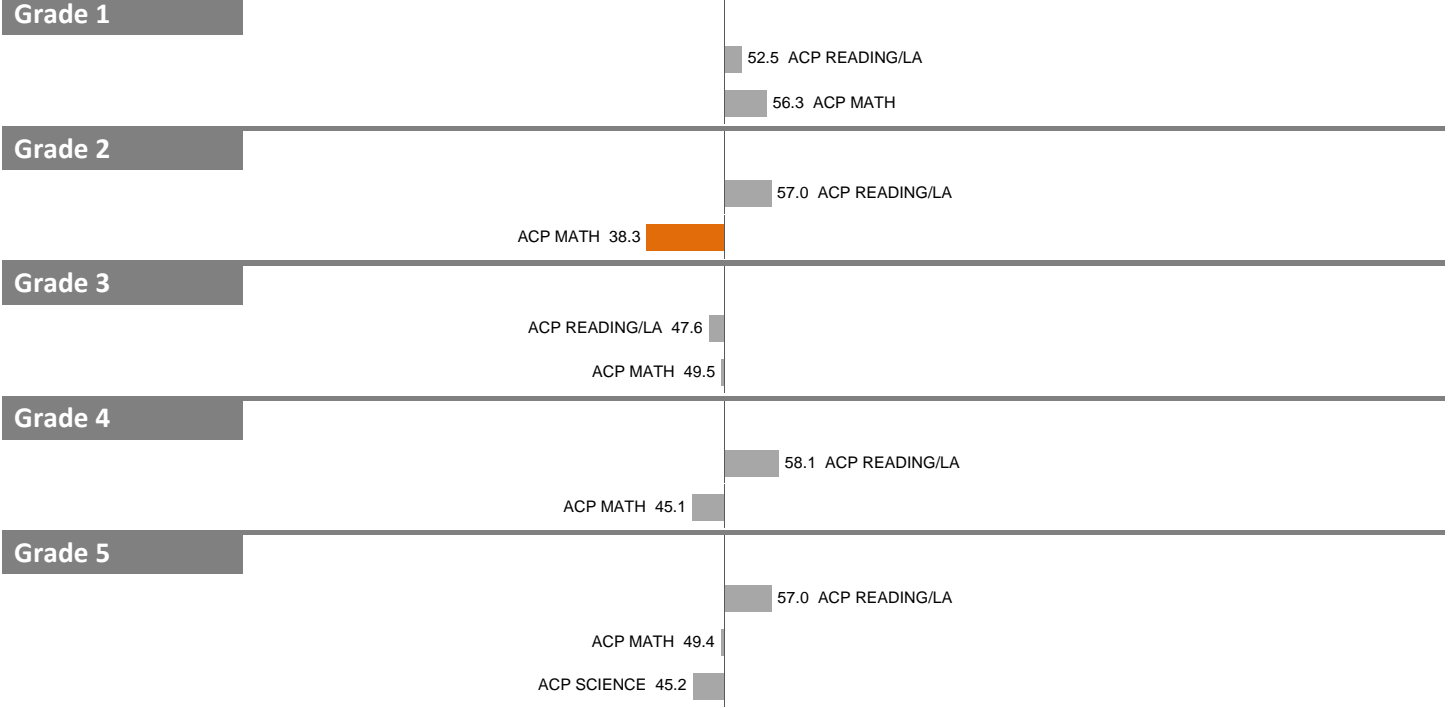
## Norm-Referenced



## STAAR



## Core ACP




NOTES: "Overall SEI" has average 50 and standard deviation 5; an "average" overall SEI is 45 to 55. Component SEIs (e.g. Grade 5 STAAR Reading, PSAT Writing) each have average 50 and standard deviation 10; an "average" component SEI is 40 to 60. Component SEIs are computed only if at least eight test results are available.

# 2017-18 School Effectiveness Index (SEI) Detail

283-ESPERANZA "HOPE" MEDRANO ELEMENTARY SCHOOL

Overall SEI: 50.5

State accountability rating: Met Standard



NOTES: "Overall SEI" has average 50 and standard deviation 5; an "average" overall SEI is 45 to 55. Component SEIs (e.g. Grade 5 STAAR Reading, PSAT Writing) each have average 50 and standard deviation 10; an "average" component SEI is 40 to 60. Component SEIs are computed only if at least eight test results are available.

# 2017-18 School Effectiveness Index (SEI) Detail

284-HIGHLAND MEADOWS ELEMENTARY SCHOOL

Overall SEI: 49.2

State accountability rating: Met Standard

## Norm-Referenced

### Grade 1

NORM-REFERENCED READING 45.3

NORM-REFERENCED MATH 48.8

### Grade 2

56.8 NORM-REFERENCED READING

NORM-REFERENCED MATH 49.8

## STAAR

### Grade 3

STAAR READING 49.3

55.4 STAAR MATH

### Grade 4

55.2 STAAR READING

STAAR WRITING 47.7

STAAR MATH 49.5

### Grade 5

STAAR READING 42.1

STAAR MATH 48.2

STAAR SCIENCE 41.7

## Core ACP

### Grade 1

ACP READING/LA 44.0

ACP MATH 47.3

### Grade 2

57.9 ACP READING/LA

50.9 ACP MATH

### Grade 3

54.2 ACP READING/LA

ACP MATH 47.3

### Grade 4

ACP READING/LA 45.9

ACP MATH 46.3

### Grade 5

56.5 ACP READING/LA

ACP MATH 48.1

ACP SCIENCE 46.4

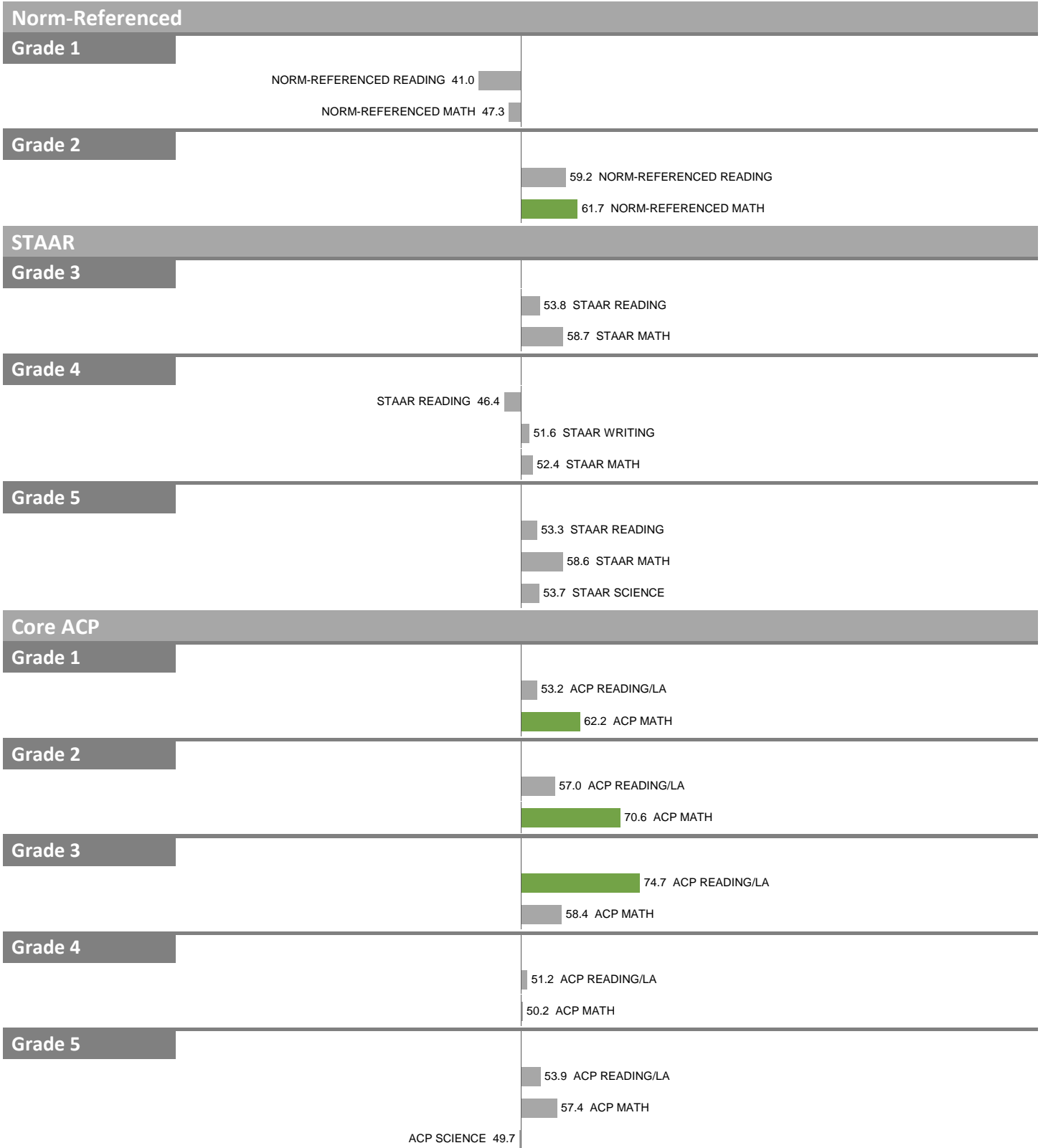
NOTES: "Overall SEI" has average 50 and standard deviation 5; an "average" overall SEI is 45 to 55. Component SEIs (e.g. Grade 5 STAAR Reading, PSAT Writing) each have average 50 and standard deviation 10; an "average" component SEI is 40 to 60. Component SEIs are computed only if at least eight test results are available.

# 2017-18 School Effectiveness Index (SEI) Detail

286-LEE A. MCSHAN, JR. ELEMENTARY SCHOOL

Overall SEI: 53.9

State accountability rating: Met Standard



NOTES: "Overall SEI" has average 50 and standard deviation 5; an "average" overall SEI is 45 to 55. Component SEIs (e.g. Grade 5 STAAR Reading, PSAT Writing) each have average 50 and standard deviation 10; an "average" component SEI is 40 to 60. Component SEIs are computed only if at least eight test results are available.



# 2017-18 School Effectiveness Index (SEI) Detail

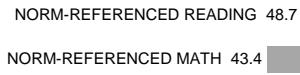
287—CELESTINO MAURICIO SOTO, JR. ELEMENTARY SCHOOL

Overall SEI: 50.7

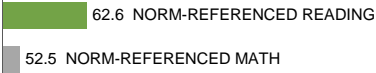
State accountability rating: Met Standard

## Norm-Referenced

### Grade 1

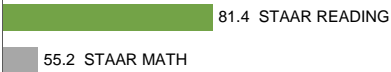


### Grade 2

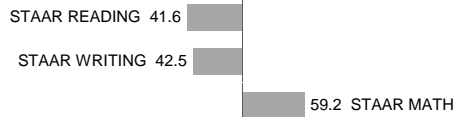


## STAAR

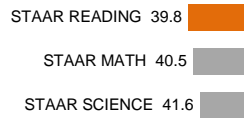
### Grade 3



### Grade 4

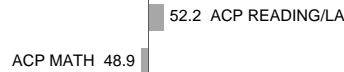


### Grade 5

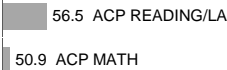


## Core ACP

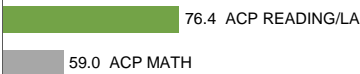
### Grade 1



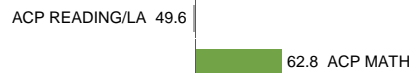
### Grade 2



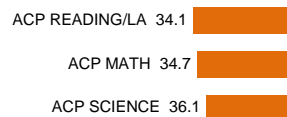
### Grade 3



### Grade 4



### Grade 5



NOTES: "Overall SEI" has average 50 and standard deviation 5; an "average" overall SEI is 45 to 55. Component SEIs (e.g. Grade 5 STAAR Reading, PSAT Writing) each have average 50 and standard deviation 10; an "average" component SEI is 40 to 60. Component SEIs are computed only if at least eight test results are available.


# 2017-18 School Effectiveness Index (SEI) Detail

289—FELIX G. BOTELLO ELEMENTARY SCHOOL

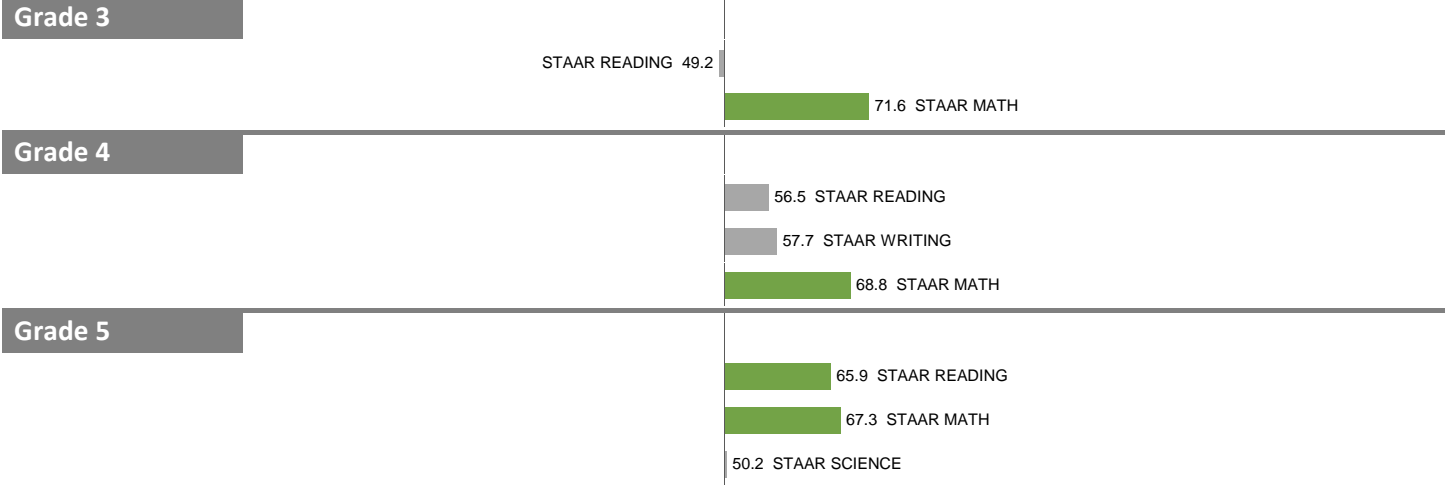
Overall SEI: 55.2

State accountability rating: Met Standard

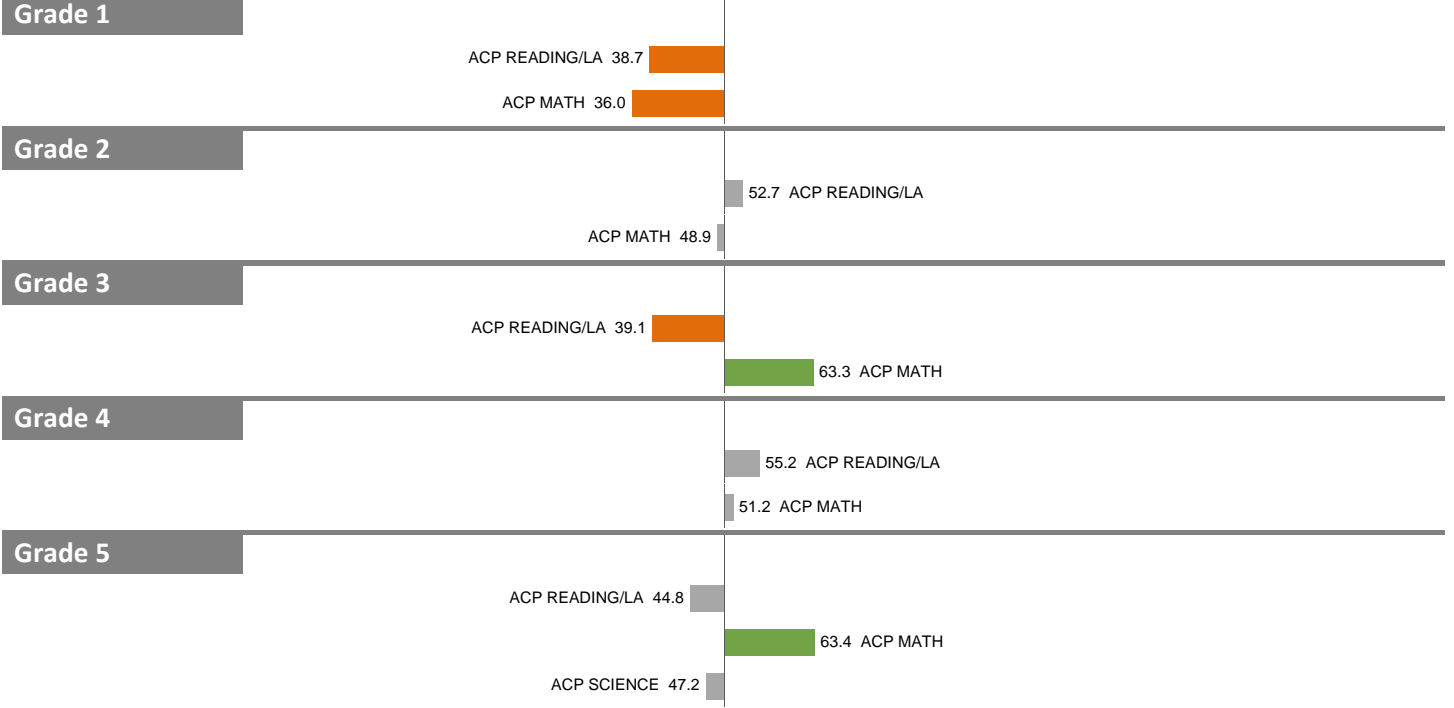
## Norm-Referenced



## STAAR



## Core ACP



NOTES: "Overall SEI" has average 50 and standard deviation 5; an "average" overall SEI is 45 to 55. Component SEIs (e.g. Grade 5 STAAR Reading, PSAT Writing) each have average 50 and standard deviation 10; an "average" component SEI is 40 to 60. Component SEIs are computed only if at least eight test results are available.

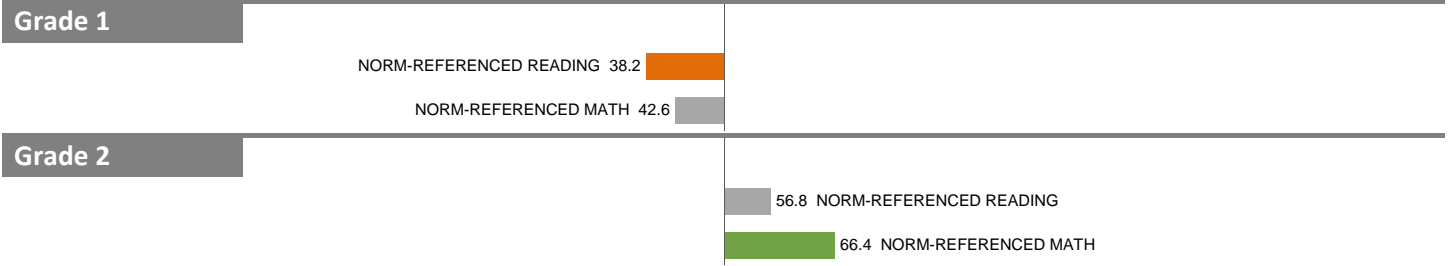
# 2017-18 School Effectiveness Index (SEI) Detail

301-WILMER-HUTCHINS ELEMENTARY SCHOOL

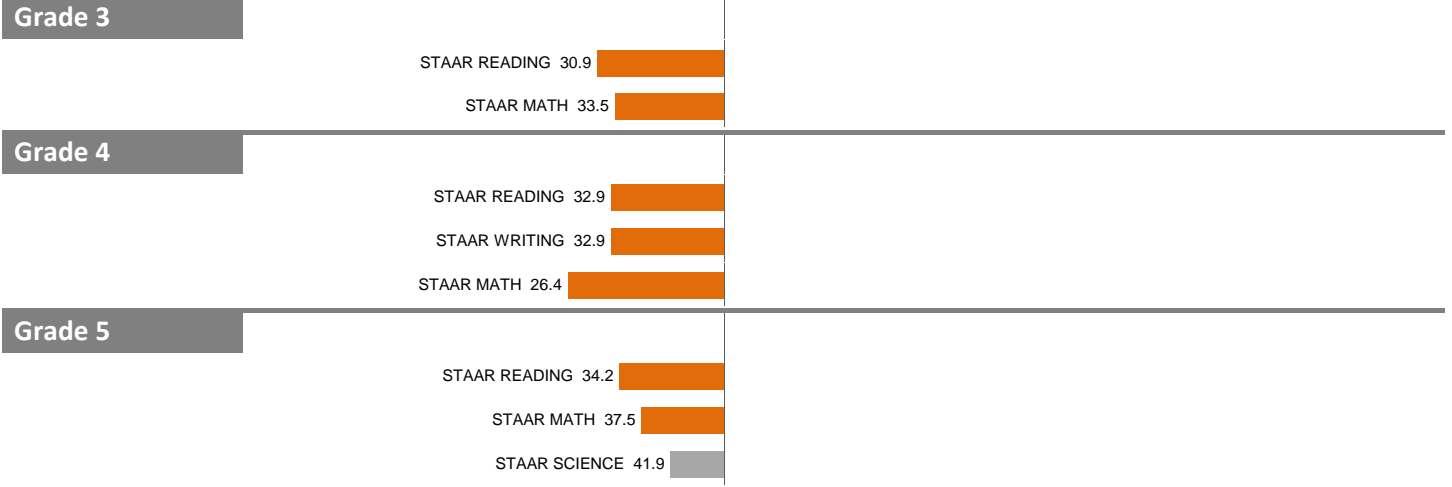
Overall SEI: 40.6

State accountability rating: Met Standard

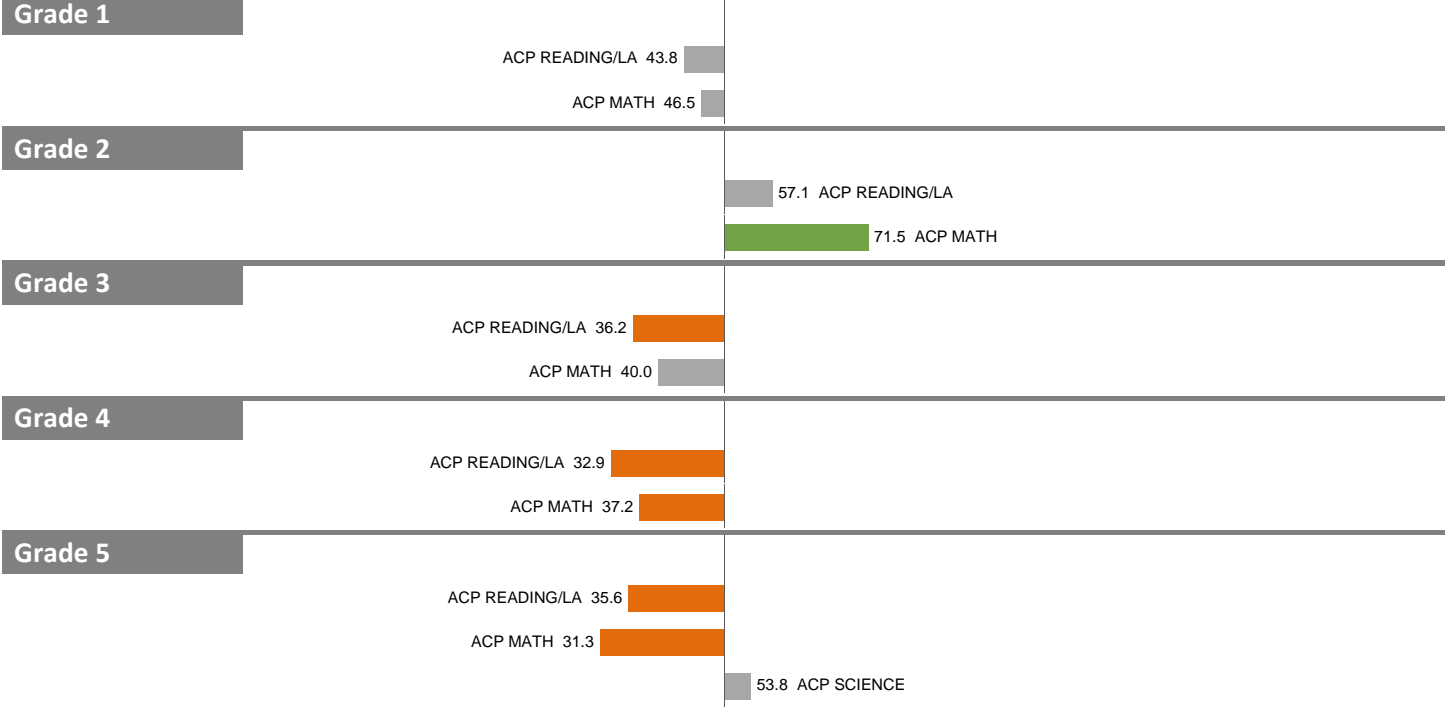
## Norm-Referenced



## STAAR



## Core ACP




NOTES: "Overall SEI" has average 50 and standard deviation 5; an "average" overall SEI is 45 to 55. Component SEIs (e.g. Grade 5 STAAR Reading, PSAT Writing) each have average 50 and standard deviation 10; an "average" component SEI is 40 to 60. Component SEIs are computed only if at least eight test results are available.

# 2017-18 School Effectiveness Index (SEI) Detail

303–THELMA E. PAGE RICHARDSON ELEMENTARY SCHOOL

Overall SEI: 48.3

State accountability rating: Met Standard



NOTES: "Overall SEI" has average 50 and standard deviation 5; an "average" overall SEI is 45 to 55. Component SEIs (e.g. Grade 5 STAAR Reading, PSAT Writing) each have average 50 and standard deviation 10; an "average" component SEI is 40 to 60. Component SEIs are computed only if at least eight test results are available.

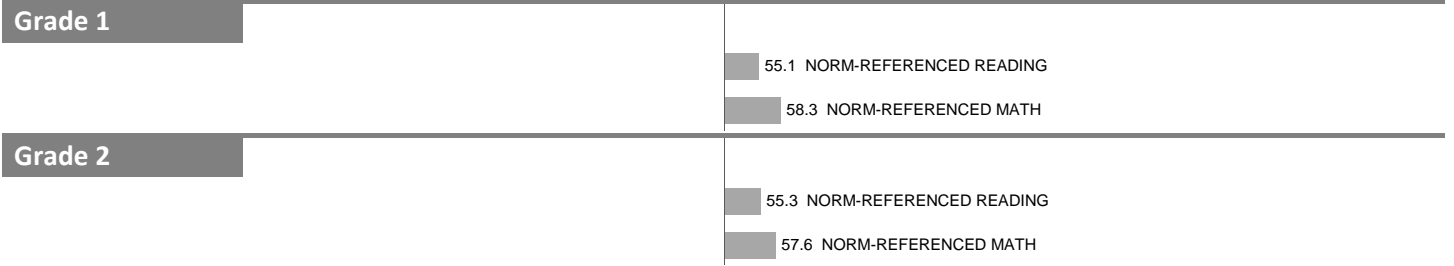
# 2017-18 School Effectiveness Index (SEI) Detail

304—GEORGE H.W. BUSH ELEMENTARY SCHOOL


Overall SEI: 50.0

State accountability rating: Met Standard


## Norm-Referenced



## STAAR



## Core ACP



NOTES: "Overall SEI" has average 50 and standard deviation 5; an "average" overall SEI is 45 to 55. Component SEIs (e.g. Grade 5 STAAR Reading, PSAT Writing) each have average 50 and standard deviation 10; an "average" component SEI is 40 to 60. Component SEIs are computed only if at least eight test results are available.


# 2017-18 School Effectiveness Index (SEI) Detail

305-EBBY HALLIDAY ELEMENTARY SCHOOL

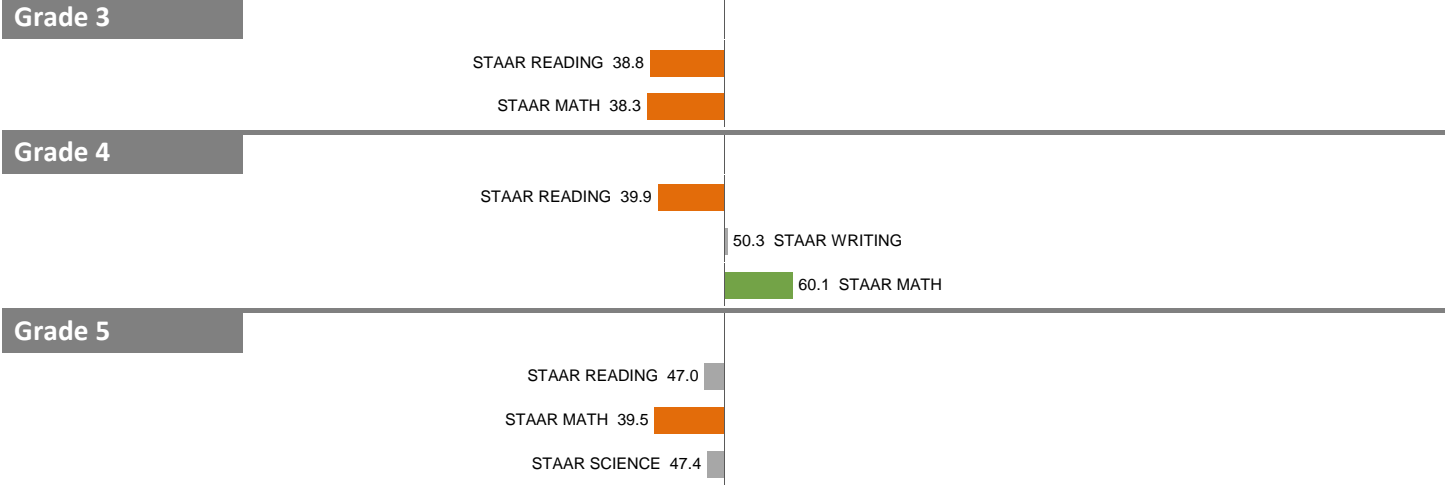
Overall SEI: 48.1

State accountability rating: Met Standard


## Norm-Referenced



## STAAR



## Core ACP



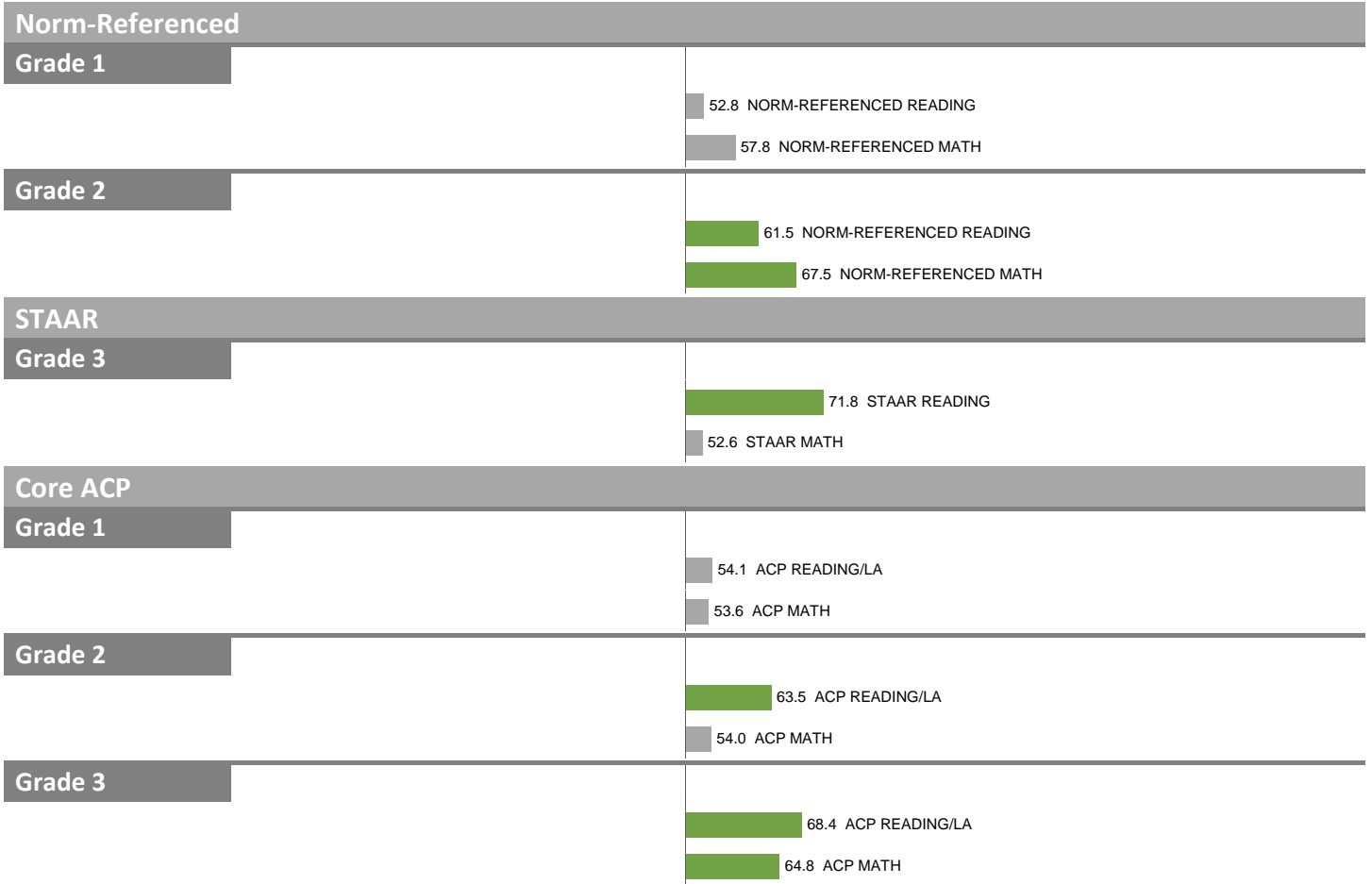
NOTES: "Overall SEI" has average 50 and standard deviation 5; an "average" overall SEI is 45 to 55. Component SEIs (e.g. Grade 5 STAAR Reading, PSAT Writing) each have average 50 and standard deviation 10; an "average" component SEI is 40 to 60. Component SEIs are computed only if at least eight test results are available.

# 2017-18 School Effectiveness Index (SEI) Detail

306-SOLAR PREPARATORY SCHOOL FOR GIRLS AT JAMES B. BONHAM

Overall SEI: 60.1

State accountability rating: Met Standard



NOTES: "Overall SEI" has average 50 and standard deviation 5; an "average" overall SEI is 45 to 55. Component SEIs (e.g. Grade 5 STAAR Reading, PSAT Writing) each have average 50 and standard deviation 10; an "average" component SEI is 40 to 60. Component SEIs are computed only if at least eight test results are available.