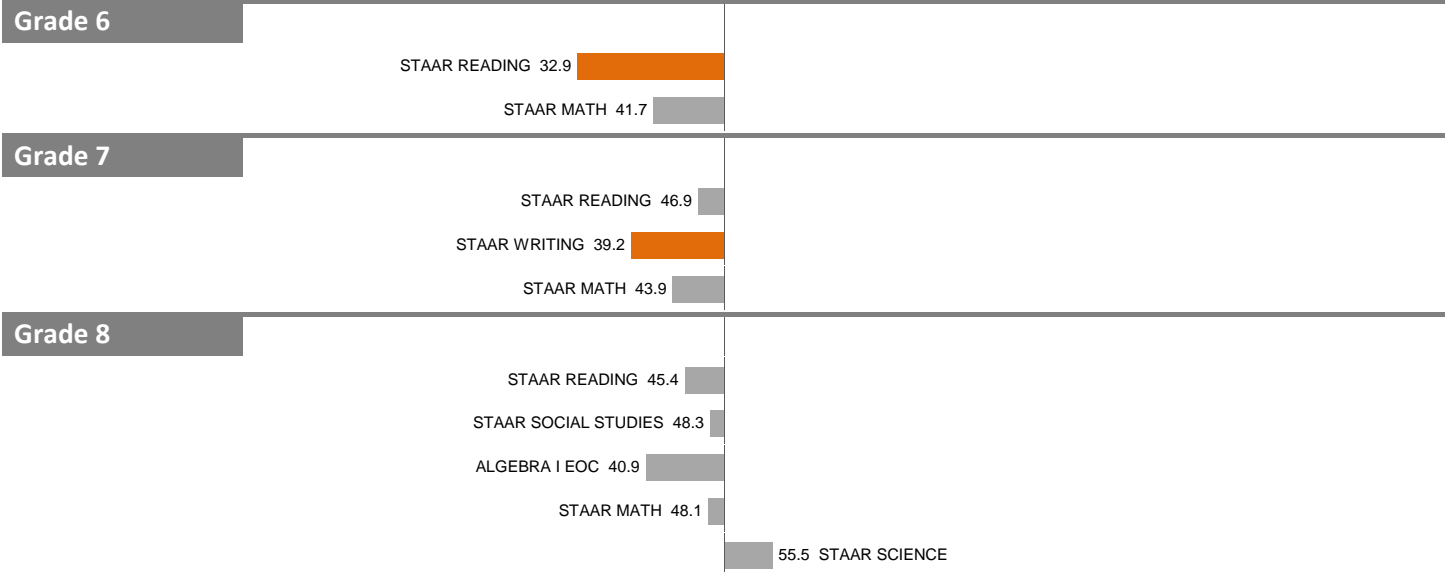


2018-19 School Effectiveness Index (SEI) Detail

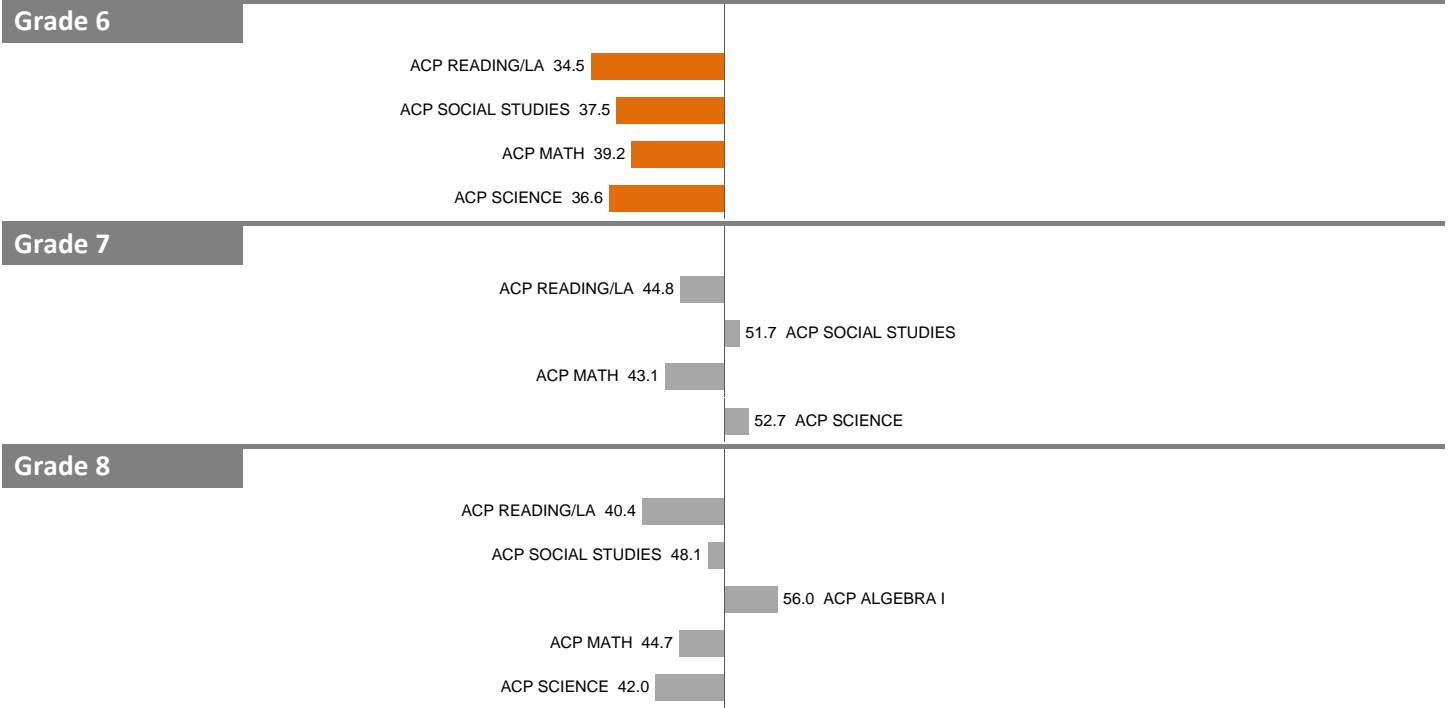
42-WILLIAM H. ATWELL MIDDLE SCHOOL

Overall SEI: 44.8

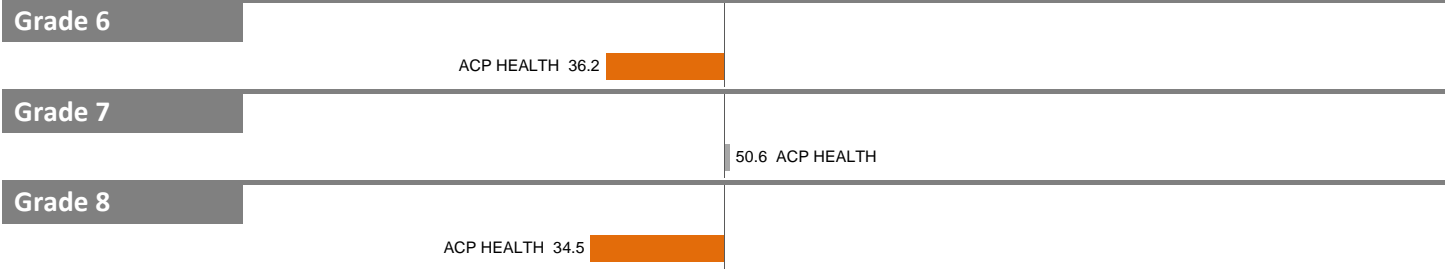
STAAR



Core ACP



Other ACP



NOTES: "Overall SEI" has average 50 and standard deviation 5; an "average" overall SEI is 45 to 55. Component SEIs (e.g. Grade 5 STAAR Reading, PSAT Writing) each have average 50 and standard deviation 10; an "average" component SEI is 40 to 60. Component SEIs are computed only if at least eight test results are available.

2018-19 School Effectiveness Index (SEI) Detail

42-WILLIAM H. ATWELL MIDDLE SCHOOL

Overall SEI: 44.8

Other ACP

Schoolwide

ACP COMPUTER SCIENCE 39.0

Other

Schoolwide

50.3 PRE-HONORS ENROLLMENT


NOTES: "Overall SEI" has average 50 and standard deviation 5; an "average" overall SEI is 45 to 55. Component SEIs (e.g. Grade 5 STAAR Reading, PSAT Writing) each have average 50 and standard deviation 10; an "average" component SEI is 40 to 60. Component SEIs are computed only if at least eight test results are available.

2018-19 School Effectiveness Index (SEI) Detail

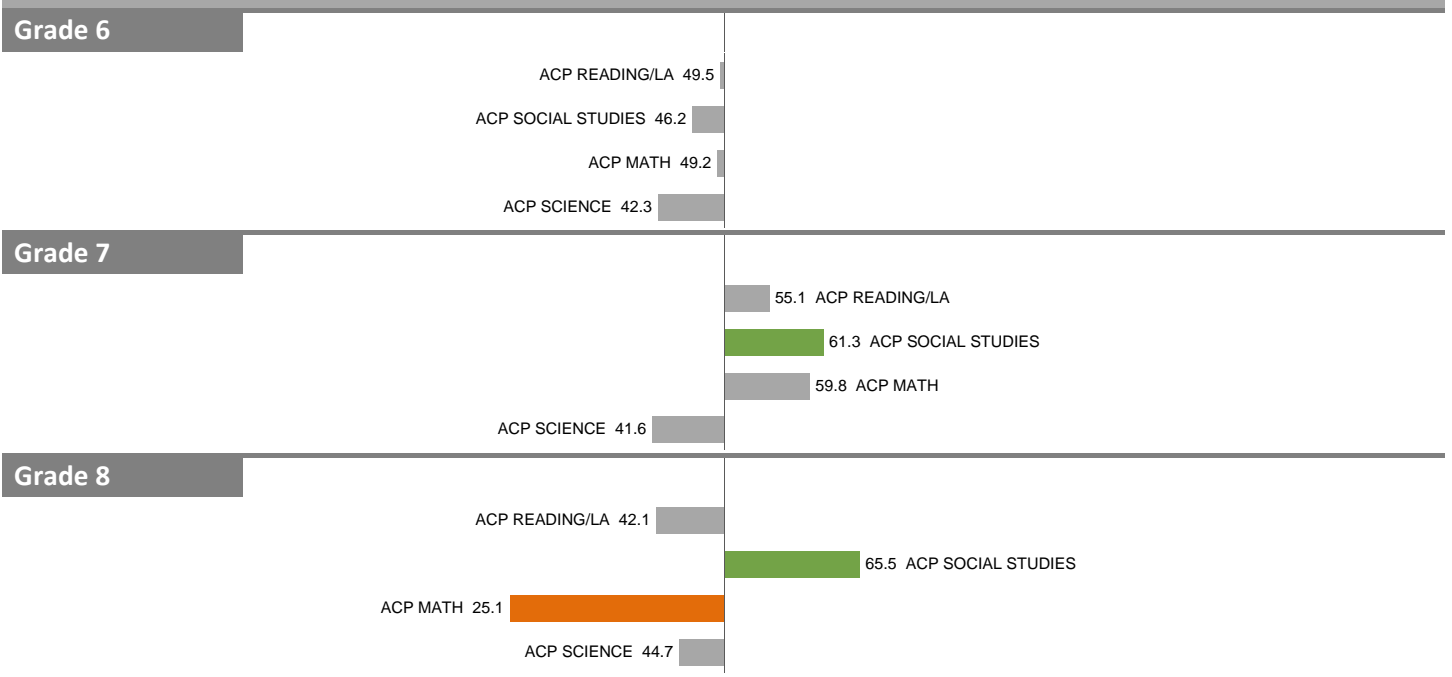
43-T.W. BROWNE MIDDLE SCHOOL

Overall SEI: 48.4

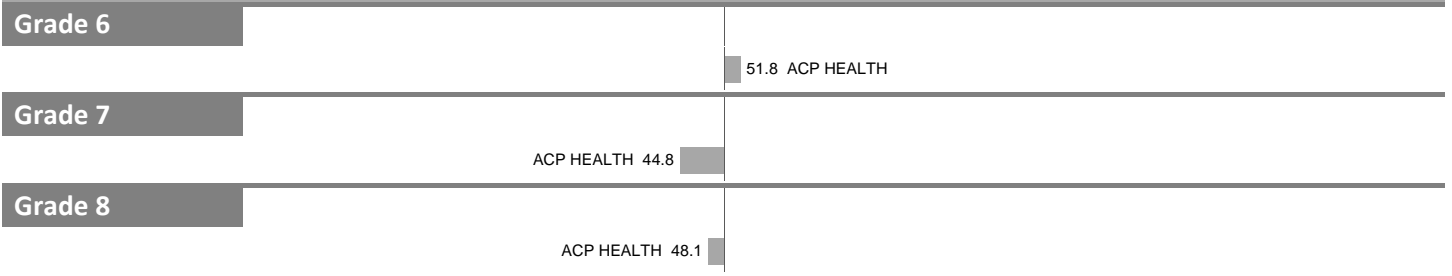
STAAR



Core ACP



Other ACP



NOTES: "Overall SEI" has average 50 and standard deviation 5; an "average" overall SEI is 45 to 55. Component SEIs (e.g. Grade 5 STAAR Reading, PSAT Writing) each have average 50 and standard deviation 10; an "average" component SEI is 40 to 60. Component SEIs are computed only if at least eight test results are available.

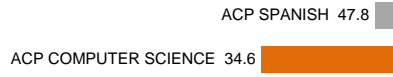
2018-19 School Effectiveness Index (SEI) Detail

43-T.W. BROWNE MIDDLE SCHOOL

Overall SEI: 48.4

Other ACP

Schoolwide



Other

Schoolwide



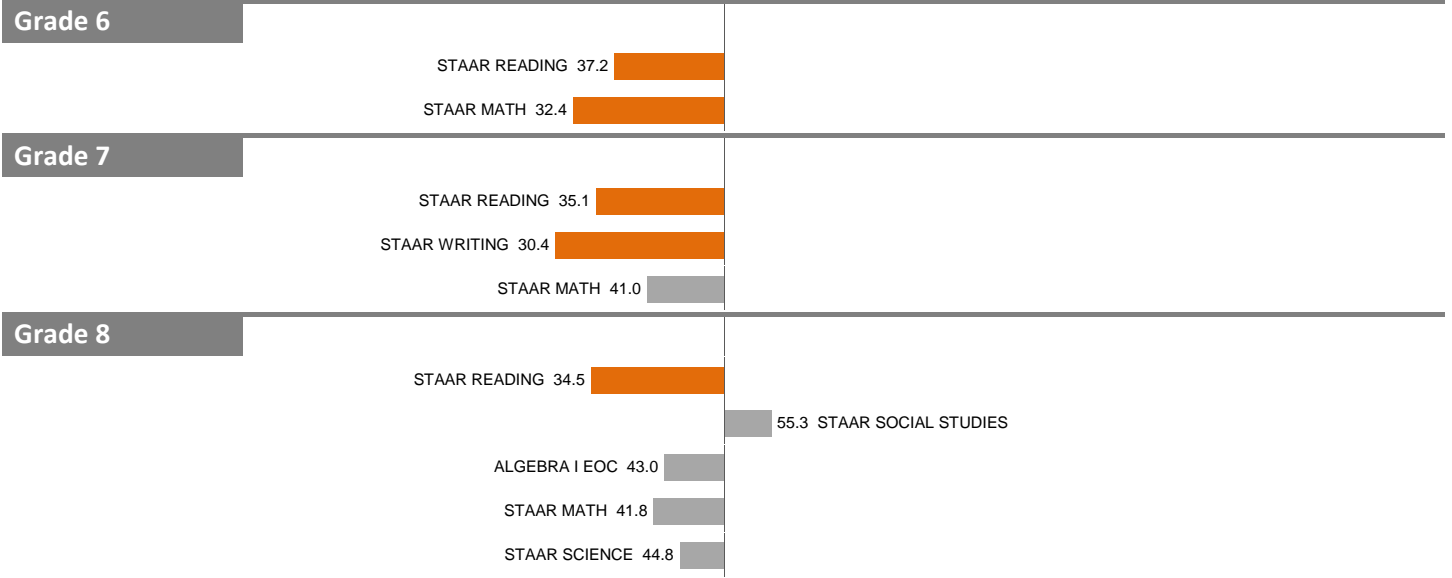
NOTES: "Overall SEI" has average 50 and standard deviation 5; an "average" overall SEI is 45 to 55. Component SEIs (e.g. Grade 5 STAAR Reading, PSAT Writing) each have average 50 and standard deviation 10; an "average" component SEI is 40 to 60. Component SEIs are computed only if at least eight test results are available.

2018-19 School Effectiveness Index (SEI) Detail

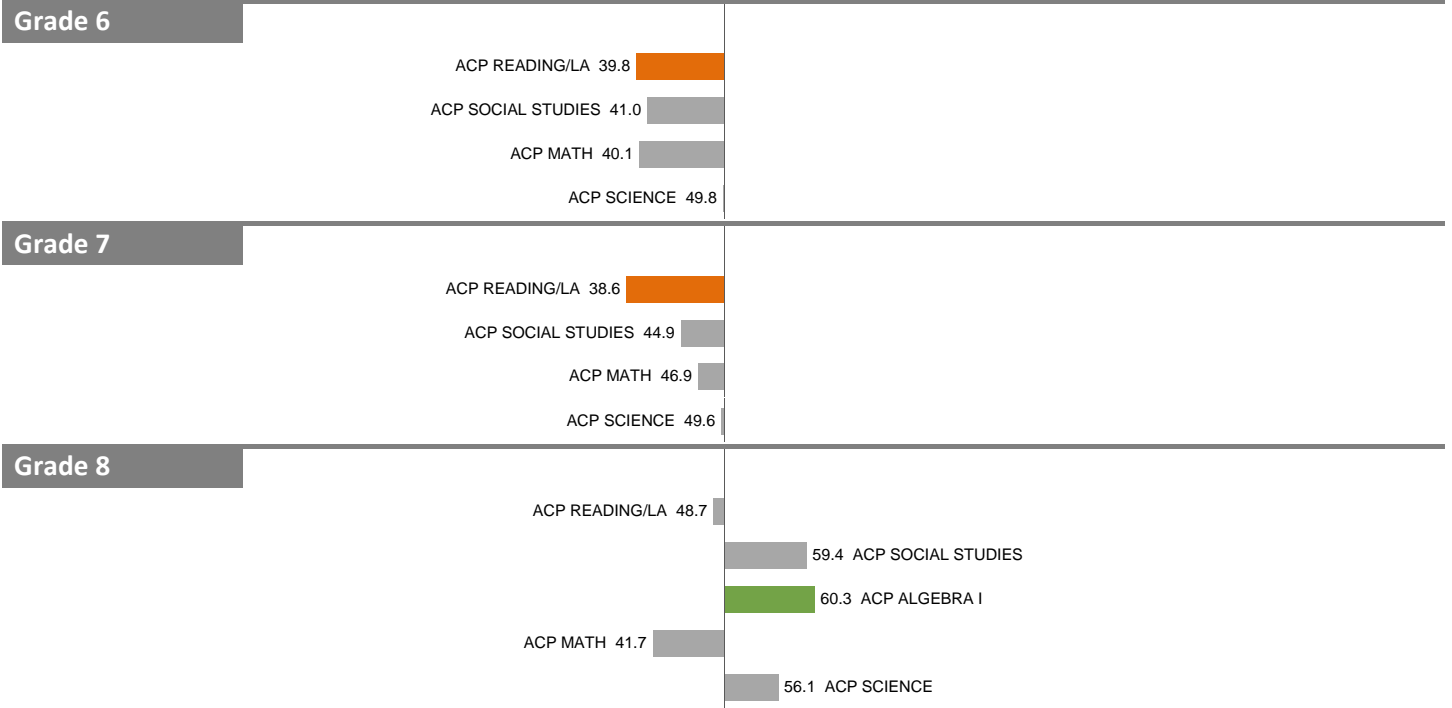
44-E.H. CARY MIDDLE SCHOOL

Overall SEI: 44.3


STAAR



Core ACP



Other ACP



NOTES: "Overall SEI" has average 50 and standard deviation 5; an "average" overall SEI is 45 to 55. Component SEIs (e.g. Grade 5 STAAR Reading, PSAT Writing) each have average 50 and standard deviation 10; an "average" component SEI is 40 to 60. Component SEIs are computed only if at least eight test results are available.

2018-19 School Effectiveness Index (SEI) Detail

44-E.H. CARY MIDDLE SCHOOL

Overall SEI: 44.3

Other

Schoolwide

69.5 PRE-HONORS ENROLLMENT

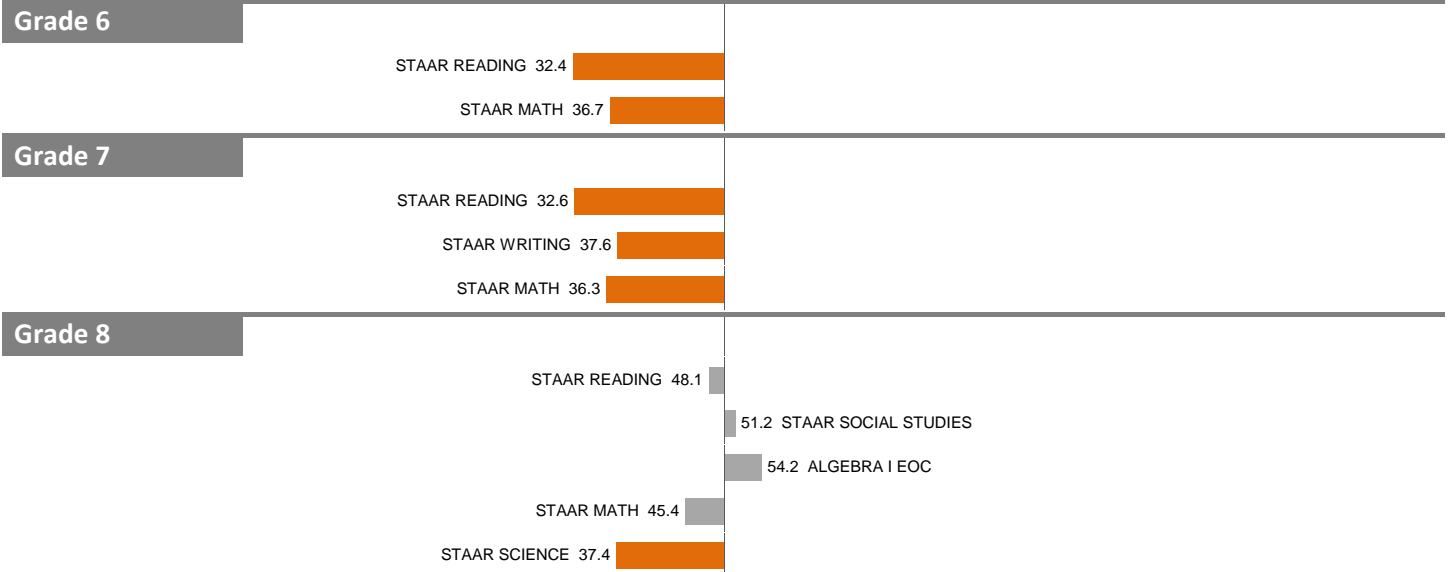
NOTES: "Overall SEI" has average 50 and standard deviation 5; an "average" overall SEI is 45 to 55. Component SEIs (e.g. Grade 5 STAAR Reading, PSAT Writing) each have average 50 and standard deviation 10; an "average" component SEI is 40 to 60. Component SEIs are computed only if at least eight test results are available.

2018-19 School Effectiveness Index (SEI) Detail

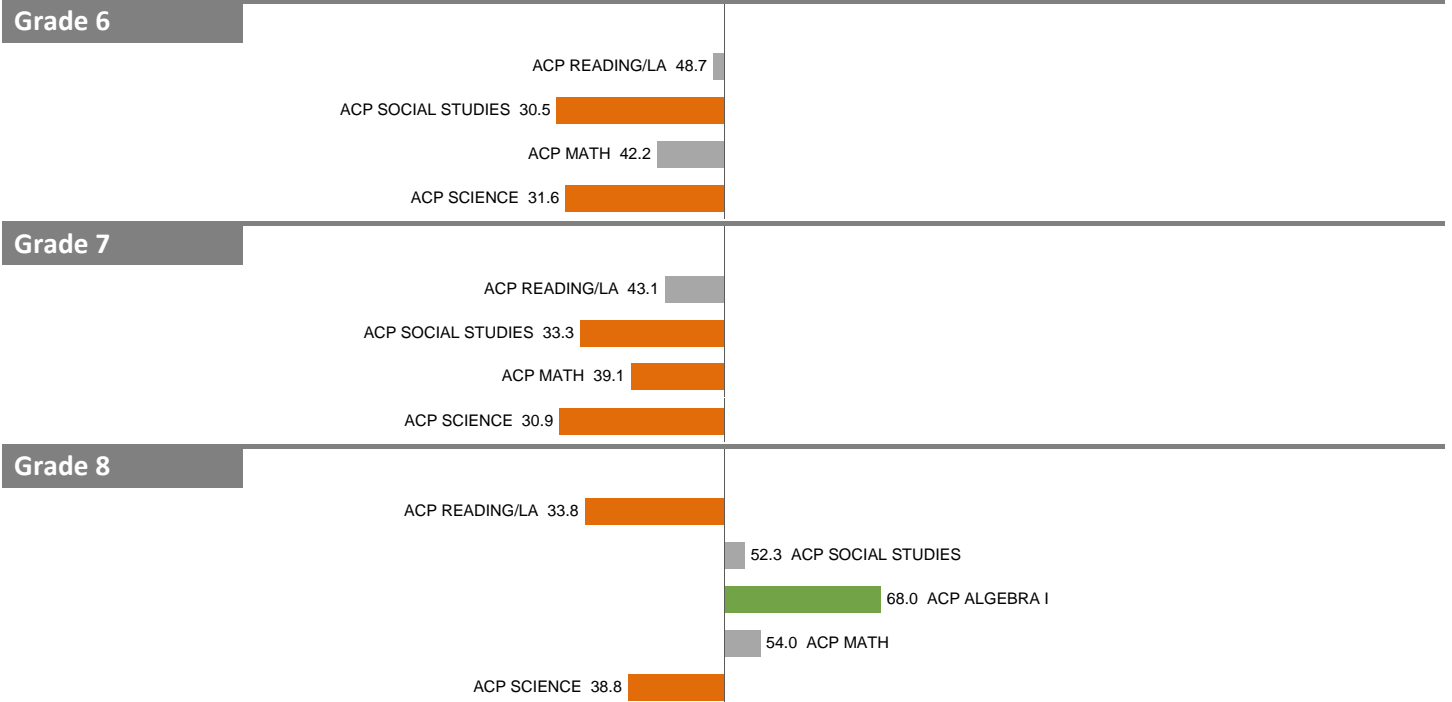
45-E.B. COMSTOCK MIDDLE SCHOOL

Overall SEI: 41.7

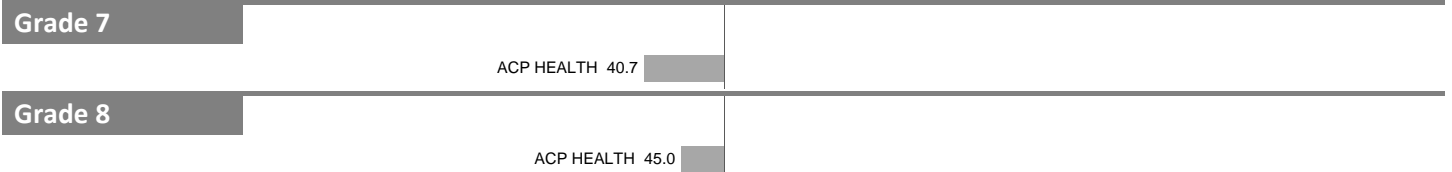
STAAR



Core ACP



Other ACP



NOTES: "Overall SEI" has average 50 and standard deviation 5; an "average" overall SEI is 45 to 55. Component SEIs (e.g. Grade 5 STAAR Reading, PSAT Writing) each have average 50 and standard deviation 10; an "average" component SEI is 40 to 60. Component SEIs are computed only if at least eight test results are available.

2018-19 School Effectiveness Index (SEI) Detail

45-E.B. COMSTOCK MIDDLE SCHOOL

Overall SEI: 41.7

Other ACP



Other




NOTES: "Overall SEI" has average 50 and standard deviation 5; an "average" overall SEI is 45 to 55. Component SEIs (e.g. Grade 5 STAAR Reading, PSAT Writing) each have average 50 and standard deviation 10; an "average" component SEI is 40 to 60. Component SEIs are computed only if at least eight test results are available.

2018-19 School Effectiveness Index (SEI) Detail

46-YOUNG MEN'S LEADERSHIP ACADEMY AT FRED F. FLORENCE MIDDLE SCHOOL

Overall SEI: 50.3



NOTES: "Overall SEI" has average 50 and standard deviation 5; an "average" overall SEI is 45 to 55. Component SEIs (e.g. Grade 5 STAAR Reading, PSAT Writing) each have average 50 and standard deviation 10; an "average" component SEI is 40 to 60. Component SEIs are computed only if at least eight test results are available.

2018-19 School Effectiveness Index (SEI) Detail

46--YOUNG MEN'S LEADERSHIP ACADEMY AT FRED F. FLORENCE MIDDLE SCHOOL

Overall SEI: 50.3

Other

Schoolwide

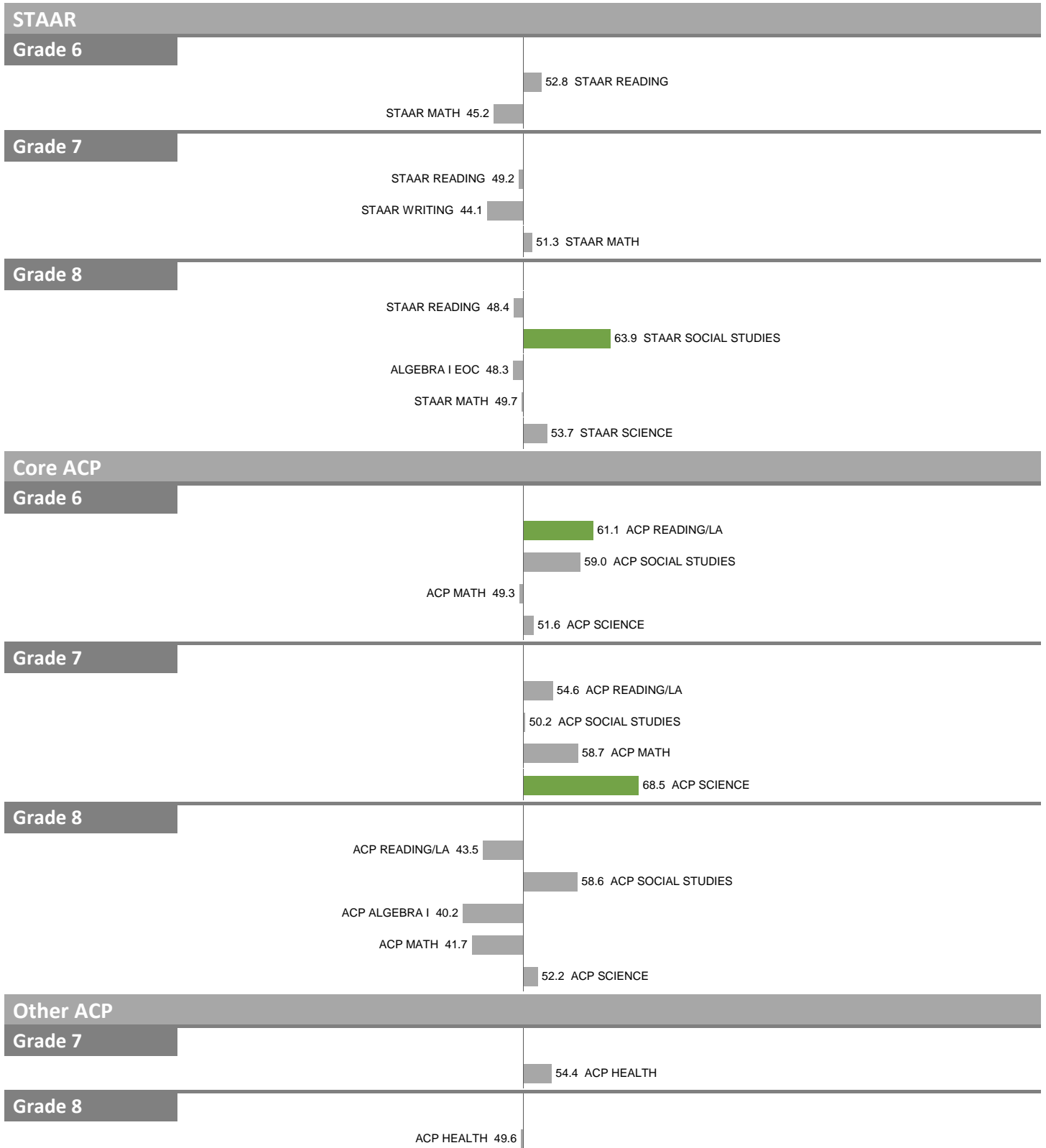
57.8 PRE-HONORS ENROLLMENT

NOTES: "Overall SEI" has average 50 and standard deviation 5; an "average" overall SEI is 45 to 55. Component SEIs (e.g. Grade 5 STAAR Reading, PSAT Writing) each have average 50 and standard deviation 10; an "average" component SEI is 40 to 60. Component SEIs are computed only if at least eight test results are available.

2018-19 School Effectiveness Index (SEI) Detail

47-BENJAMIN FRANKLIN INTERNATIONAL EXPLORATORY ACADEMY

Overall SEI: 51.7



NOTES: "Overall SEI" has average 50 and standard deviation 5; an "average" overall SEI is 45 to 55. Component SEIs (e.g. Grade 5 STAAR Reading, PSAT Writing) each have average 50 and standard deviation 10; an "average" component SEI is 40 to 60. Component SEIs are computed only if at least eight test results are available.

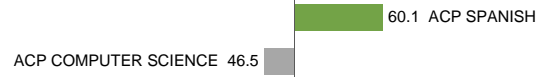
2018-19 School Effectiveness Index (SEI) Detail

47-BENJAMIN FRANKLIN INTERNATIONAL EXPLORATORY ACADEMY

Overall SEI: 51.7

Other ACP

Schoolwide



Other

Schoolwide

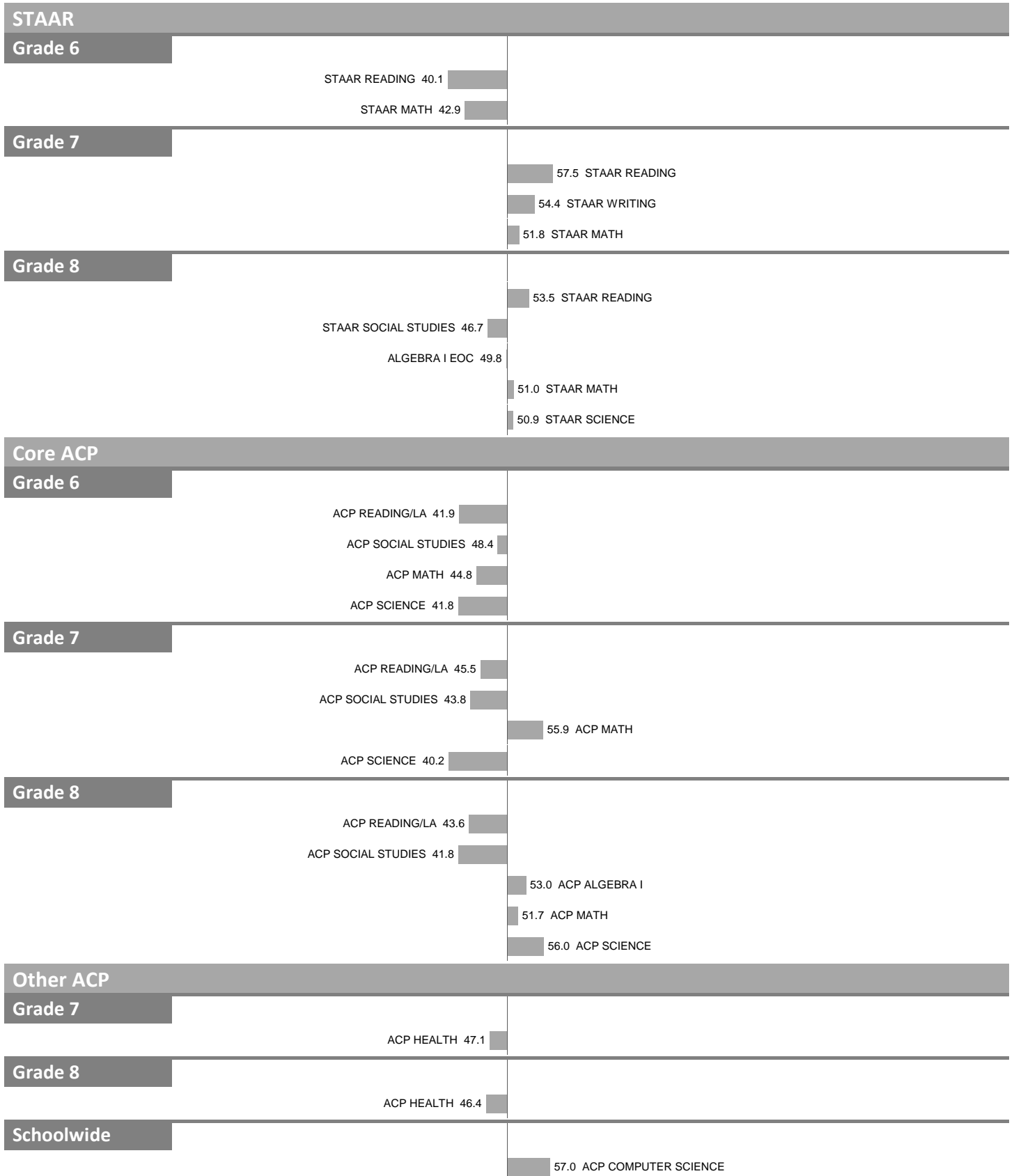


NOTES: "Overall SEI" has average 50 and standard deviation 5; an "average" overall SEI is 45 to 55. Component SEIs (e.g. Grade 5 STAAR Reading, PSAT Writing) each have average 50 and standard deviation 10; an "average" component SEI is 40 to 60. Component SEIs are computed only if at least eight test results are available.

2018-19 School Effectiveness Index (SEI) Detail

48-W.H. GASTON MIDDLE SCHOOL

Overall SEI: 48.6



NOTES: "Overall SEI" has average 50 and standard deviation 5; an "average" overall SEI is 45 to 55. Component SEIs (e.g. Grade 5 STAAR Reading, PSAT Writing) each have average 50 and standard deviation 10; an "average" component SEI is 40 to 60. Component SEIs are computed only if at least eight test results are available.

2018-19 School Effectiveness Index (SEI) Detail

48-W.H. GASTON MIDDLE SCHOOL

Overall SEI: 48.6

Other

Schoolwide

PRE-HONORS ENROLLMENT 49.6


NOTES: "Overall SEI" has average 50 and standard deviation 5; an "average" overall SEI is 45 to 55. Component SEIs (e.g. Grade 5 STAAR Reading, PSAT Writing) each have average 50 and standard deviation 10; an "average" component SEI is 40 to 60. Component SEIs are computed only if at least eight test results are available.

2018-19 School Effectiveness Index (SEI) Detail

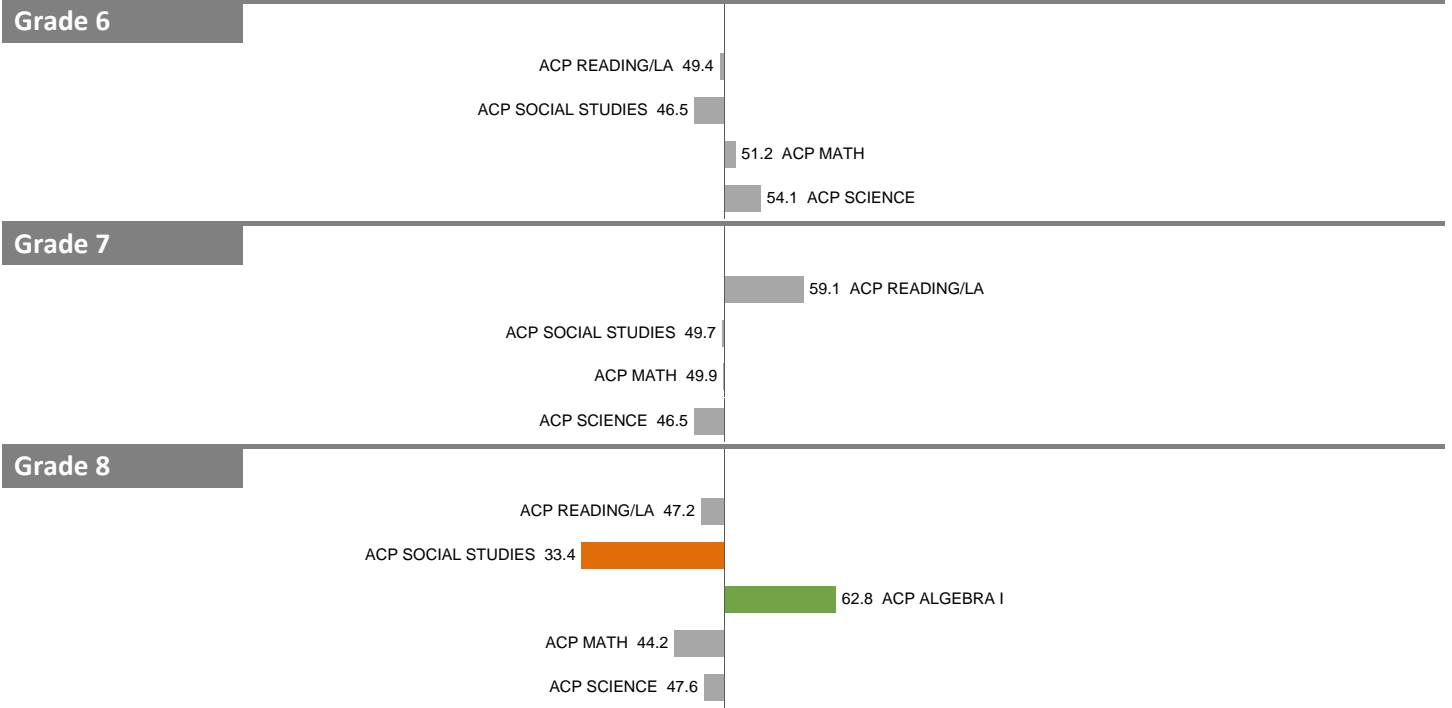
49-W.E. GREINER MIDDLE SCHOOL

Overall SEI: 48.9

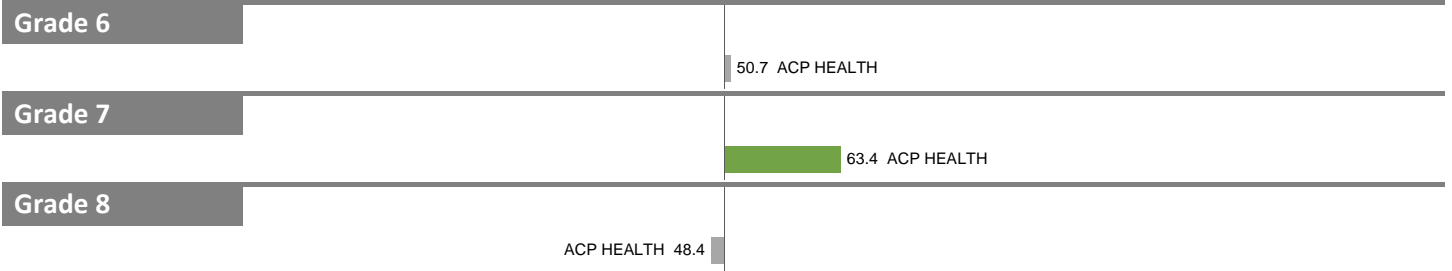
STAAR



Core ACP



Other ACP



NOTES: "Overall SEI" has average 50 and standard deviation 5; an "average" overall SEI is 45 to 55. Component SEIs (e.g. Grade 5 STAAR Reading, PSAT Writing) each have average 50 and standard deviation 10; an "average" component SEI is 40 to 60. Component SEIs are computed only if at least eight test results are available.

2018-19 School Effectiveness Index (SEI) Detail

49-W.E. GREINER MIDDLE SCHOOL

Overall SEI: 48.9

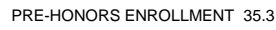
Other ACP

Schoolwide



Other

Schoolwide



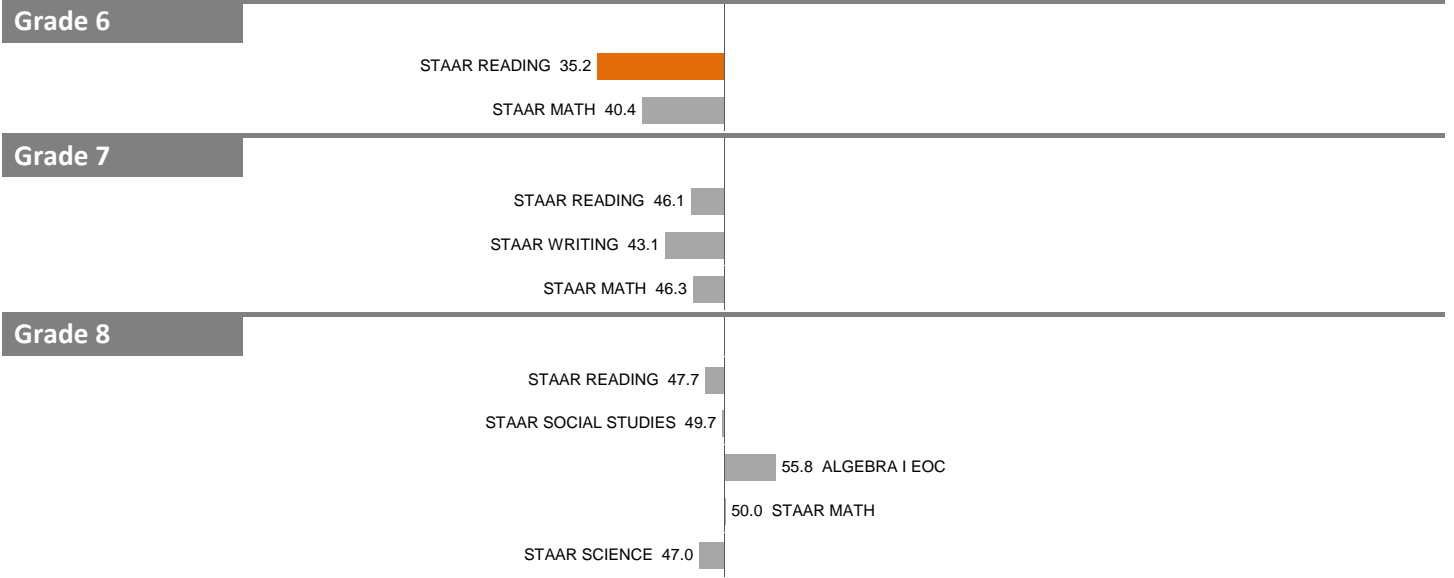
NOTES: "Overall SEI" has average 50 and standard deviation 5; an "average" overall SEI is 45 to 55. Component SEIs (e.g. Grade 5 STAAR Reading, PSAT Writing) each have average 50 and standard deviation 10; an "average" component SEI is 40 to 60. Component SEIs are computed only if at least eight test results are available.

2018-19 School Effectiveness Index (SEI) Detail

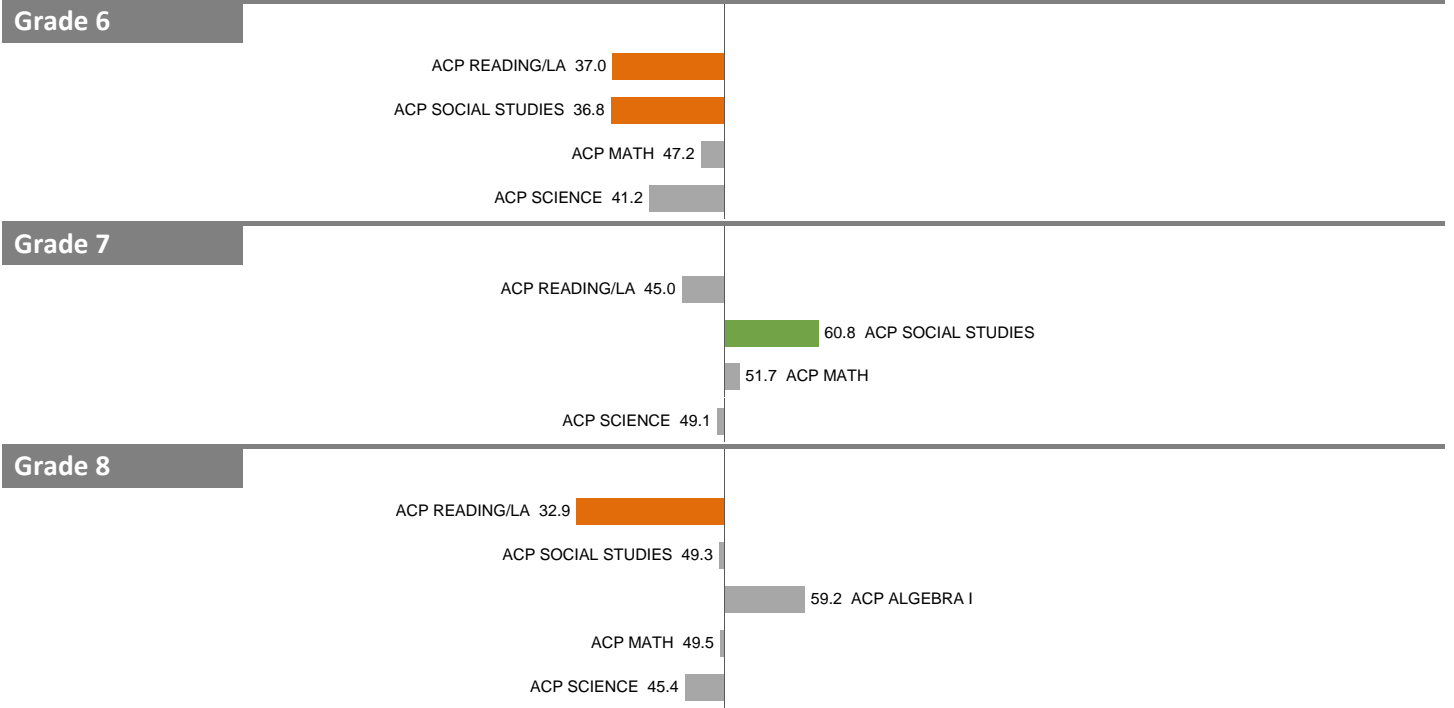
50-ROBERT T. HILL MIDDLE SCHOOL

Overall SEI: 46.9

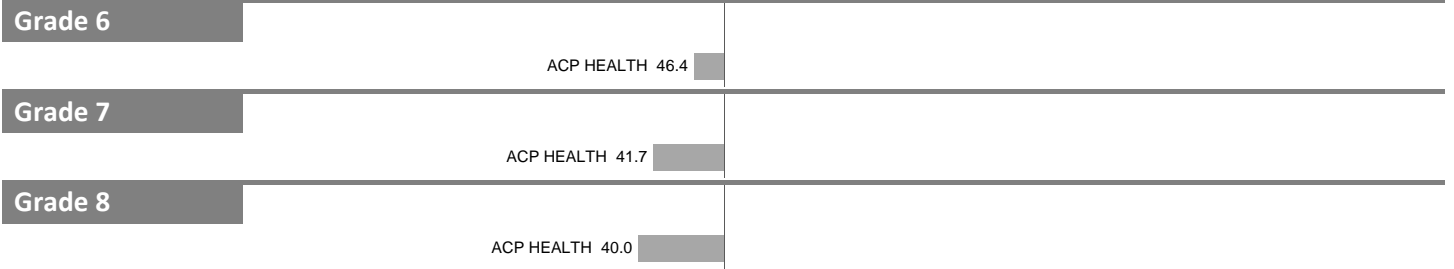
STAAR



Core ACP



Other ACP



NOTES: "Overall SEI" has average 50 and standard deviation 5; an "average" overall SEI is 45 to 55. Component SEIs (e.g. Grade 5 STAAR Reading, PSAT Writing) each have average 50 and standard deviation 10; an "average" component SEI is 40 to 60. Component SEIs are computed only if at least eight test results are available.

2018-19 School Effectiveness Index (SEI) Detail

50-ROBERT T. HILL MIDDLE SCHOOL

Overall SEI: 46.9

Other ACP

Schoolwide

ACP SPANISH 46.1

Other

Schoolwide


61.3 PRE-HONORS ENROLLMENT

NOTES: "Overall SEI" has average 50 and standard deviation 5; an "average" overall SEI is 45 to 55. Component SEIs (e.g. Grade 5 STAAR Reading, PSAT Writing) each have average 50 and standard deviation 10; an "average" component SEI is 40 to 60. Component SEIs are computed only if at least eight test results are available.

2018-19 School Effectiveness Index (SEI) Detail

51-OLIVER W. HOLMES MIDDLE SCHOOL

Overall SEI: 55.4



NOTES: "Overall SEI" has average 50 and standard deviation 5; an "average" overall SEI is 45 to 55. Component SEIs (e.g. Grade 5 STAAR Reading, PSAT Writing) each have average 50 and standard deviation 10; an "average" component SEI is 40 to 60. Component SEIs are computed only if at least eight test results are available.

2018-19 School Effectiveness Index (SEI) Detail

51-OLIVER W. HOLMES MIDDLE SCHOOL

Overall SEI: 55.4

Other ACP

Schoolwide

ACP SPANISH 48.3

57.5 ACP COMPUTER SCIENCE

Other

Schoolwide


PRE-HONORS ENROLLMENT 33.1

NOTES: "Overall SEI" has average 50 and standard deviation 5; an "average" overall SEI is 45 to 55. Component SEIs (e.g. Grade 5 STAAR Reading, PSAT Writing) each have average 50 and standard deviation 10; an "average" component SEI is 40 to 60. Component SEIs are computed only if at least eight test results are available.

2018-19 School Effectiveness Index (SEI) Detail

52-PIEDMONT G.L.O.B.A.L. ACADEMY

Overall SEI: 47.8



NOTES: "Overall SEI" has average 50 and standard deviation 5; an "average" overall SEI is 45 to 55. Component SEIs (e.g. Grade 5 STAAR Reading, PSAT Writing) each have average 50 and standard deviation 10; an "average" component SEI is 40 to 60. Component SEIs are computed only if at least eight test results are available.

2018-19 School Effectiveness Index (SEI) Detail

52-PIEDMONT G.L.O.B.A.L. ACADEMY

Overall SEI: 47.8

Other

Schoolwide

PRE-HONORS ENROLLMENT 39.5




NOTES: "Overall SEI" has average 50 and standard deviation 5; an "average" overall SEI is 45 to 55. Component SEIs (e.g. Grade 5 STAAR Reading, PSAT Writing) each have average 50 and standard deviation 10; an "average" component SEI is 40 to 60. Component SEIs are computed only if at least eight test results are available.

2018-19 School Effectiveness Index (SEI) Detail

53-J.L. LONG MIDDLE SCHOOL

Overall SEI: 48.0



NOTES: "Overall SEI" has average 50 and standard deviation 5; an "average" overall SEI is 45 to 55. Component SEIs (e.g. Grade 5 STAAR Reading, PSAT Writing) each have average 50 and standard deviation 10; an "average" component SEI is 40 to 60. Component SEIs are computed only if at least eight test results are available.

2018-19 School Effectiveness Index (SEI) Detail

53-J.L. LONG MIDDLE SCHOOL

Overall SEI: 48.0

Other ACP

Schoolwide

ACP SPANISH 25.8

Other

Schoolwide

50.1 PRE-HONORS ENROLLMENT


NOTES: "Overall SEI" has average 50 and standard deviation 5; an "average" overall SEI is 45 to 55. Component SEIs (e.g. Grade 5 STAAR Reading, PSAT Writing) each have average 50 and standard deviation 10; an "average" component SEI is 40 to 60. Component SEIs are computed only if at least eight test results are available.

2018-19 School Effectiveness Index (SEI) Detail

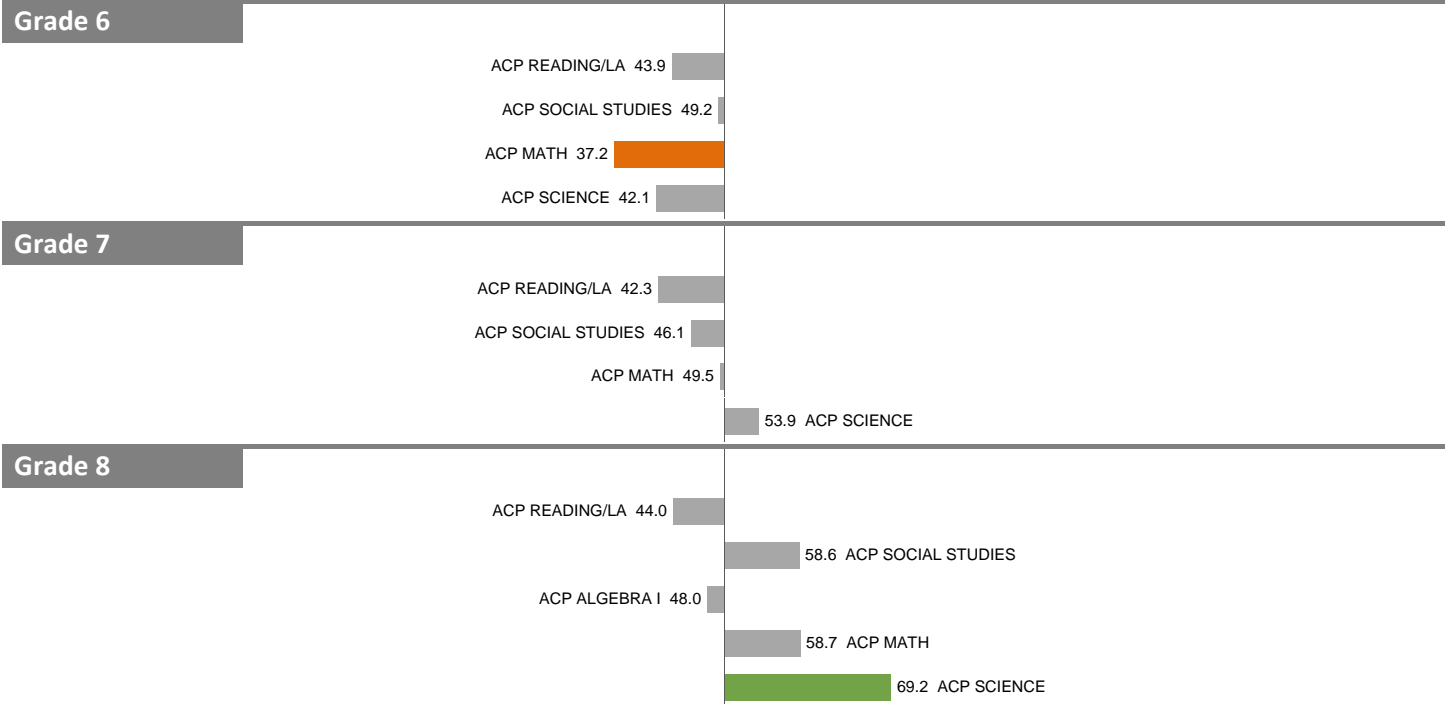
54-THOMAS C. MARSH PREPARATORY ACADEMY

Overall SEI: 49.1

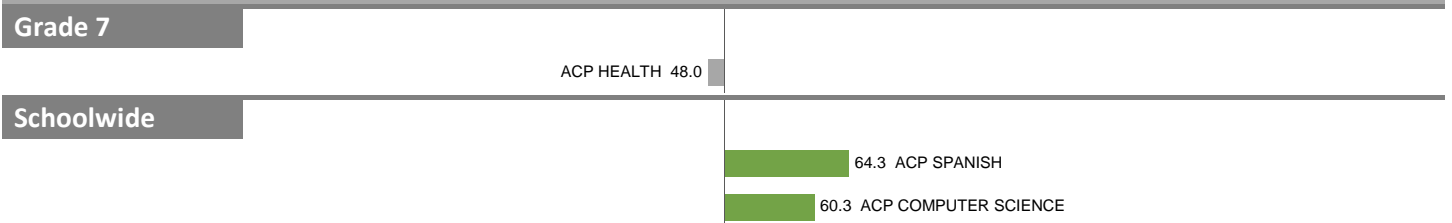
STAAR



Core ACP



Other ACP



NOTES: "Overall SEI" has average 50 and standard deviation 5; an "average" overall SEI is 45 to 55. Component SEIs (e.g. Grade 5 STAAR Reading, PSAT Writing) each have average 50 and standard deviation 10; an "average" component SEI is 40 to 60. Component SEIs are computed only if at least eight test results are available.

2018-19 School Effectiveness Index (SEI) Detail

54-THOMAS C. MARSH PREPARATORY ACADEMY

Overall SEI: 49.1

Other

Schoolwide

56.7 PRE-HONORS ENROLLMENT

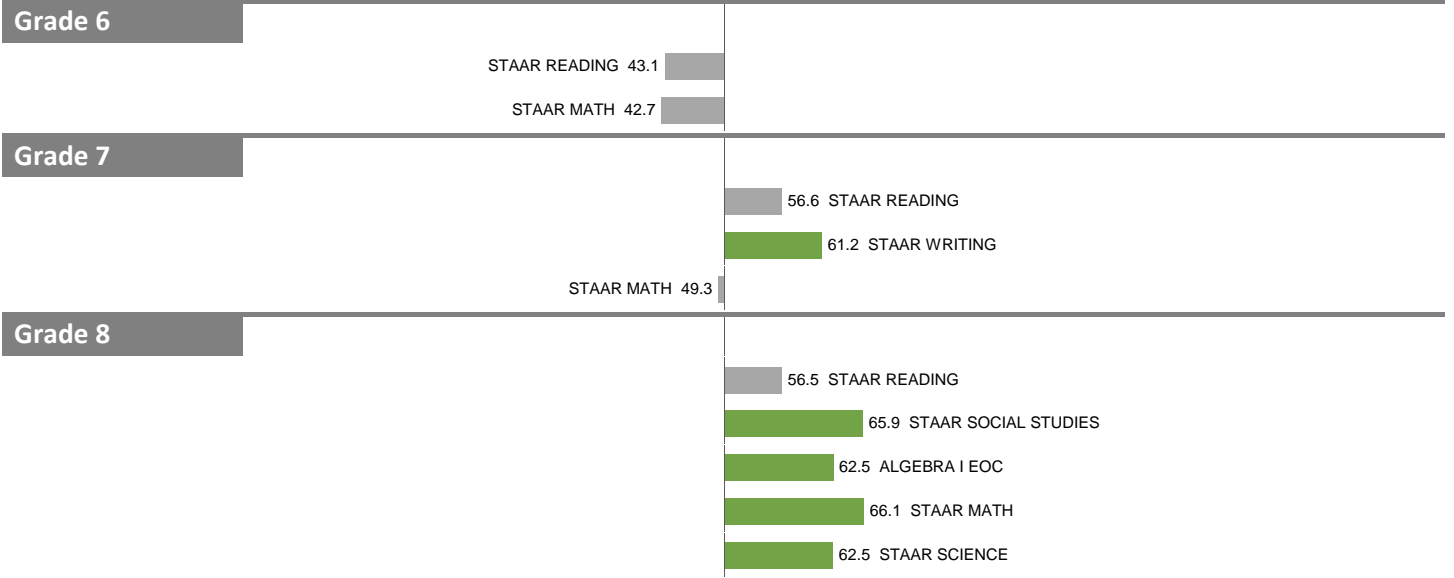
NOTES: "Overall SEI" has average 50 and standard deviation 5; an "average" overall SEI is 45 to 55. Component SEIs (e.g. Grade 5 STAAR Reading, PSAT Writing) each have average 50 and standard deviation 10; an "average" component SEI is 40 to 60. Component SEIs are computed only if at least eight test results are available.

2018-19 School Effectiveness Index (SEI) Detail

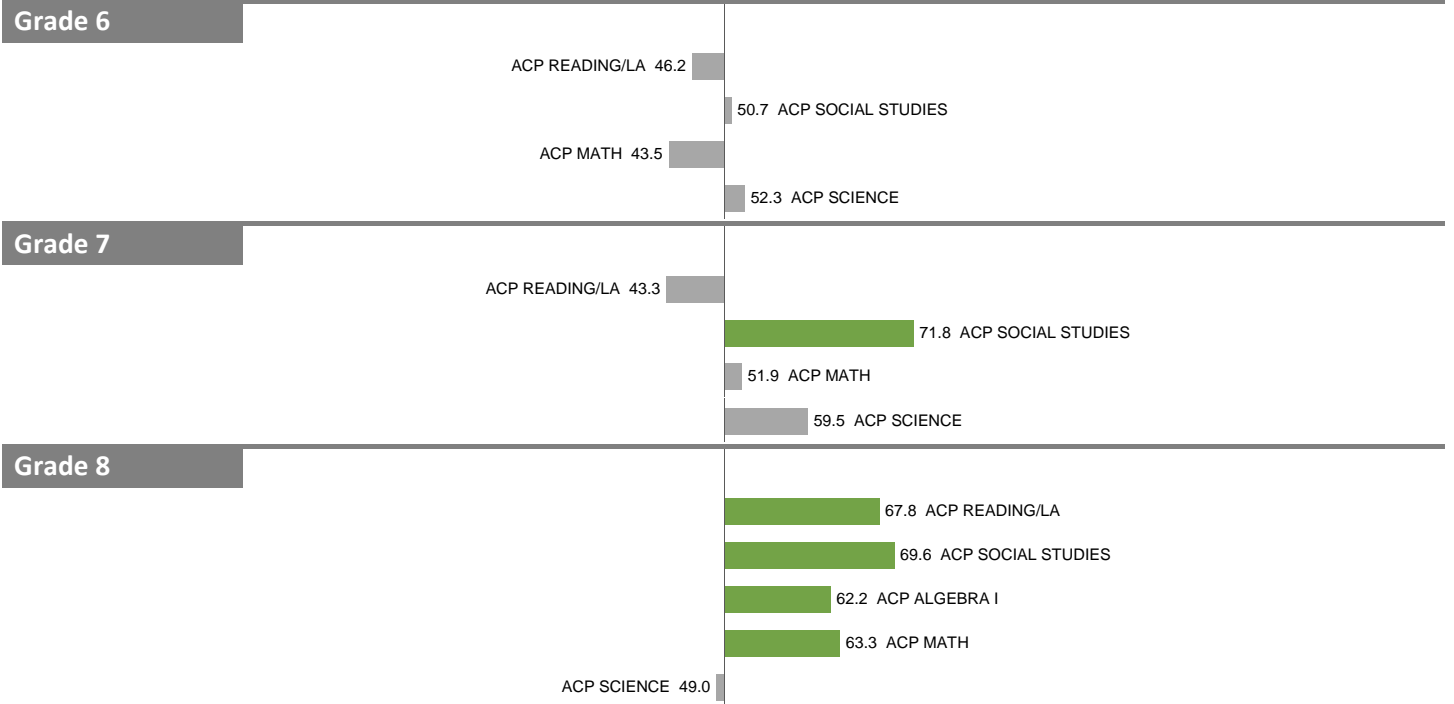
55-T.J. RUSK MIDDLE SCHOOL

Overall SEI: 56.8

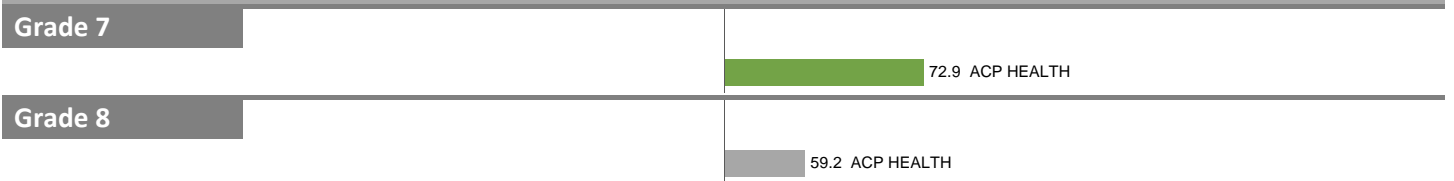
STAAR



Core ACP



Other ACP



NOTES: "Overall SEI" has average 50 and standard deviation 5; an "average" overall SEI is 45 to 55. Component SEIs (e.g. Grade 5 STAAR Reading, PSAT Writing) each have average 50 and standard deviation 10; an "average" component SEI is 40 to 60. Component SEIs are computed only if at least eight test results are available.

2018-19 School Effectiveness Index (SEI) Detail

55-T.J. RUSK MIDDLE SCHOOL

Overall SEI: 56.8

Other ACP

Schoolwide

56.4 ACP SPANISH

53.3 ACP COMPUTER SCIENCE

Other

Schoolwide

53.3 PRE-HONORS ENROLLMENT


NOTES: "Overall SEI" has average 50 and standard deviation 5; an "average" overall SEI is 45 to 55. Component SEIs (e.g. Grade 5 STAAR Reading, PSAT Writing) each have average 50 and standard deviation 10; an "average" component SEI is 40 to 60. Component SEIs are computed only if at least eight test results are available.

2018-19 School Effectiveness Index (SEI) Detail

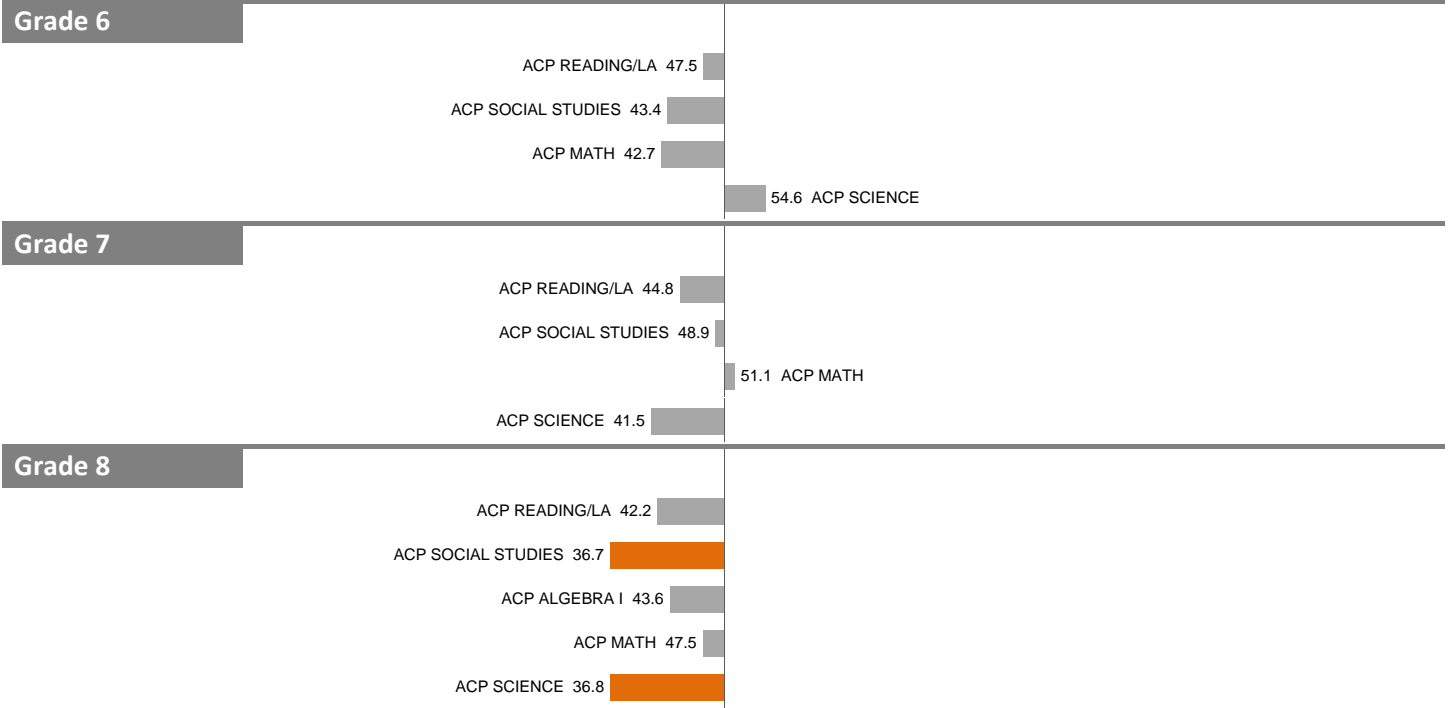
56-EWELL D. WALKER MIDDLE SCHOOL

Overall SEI: 45.8


STAAR



Core ACP



Other ACP



NOTES: "Overall SEI" has average 50 and standard deviation 5; an "average" overall SEI is 45 to 55. Component SEIs (e.g. Grade 5 STAAR Reading, PSAT Writing) each have average 50 and standard deviation 10; an "average" component SEI is 40 to 60. Component SEIs are computed only if at least eight test results are available.

2018-19 School Effectiveness Index (SEI) Detail

56-EWELL D. WALKER MIDDLE SCHOOL

Overall SEI: 45.8

Other ACP

Schoolwide

ACP SPANISH 45.6

ACP COMPUTER SCIENCE 49.8

Other

Schoolwide


PRE-HONORS ENROLLMENT 43.5

NOTES: "Overall SEI" has average 50 and standard deviation 5; an "average" overall SEI is 45 to 55. Component SEIs (e.g. Grade 5 STAAR Reading, PSAT Writing) each have average 50 and standard deviation 10; an "average" component SEI is 40 to 60. Component SEIs are computed only if at least eight test results are available.

2018-19 School Effectiveness Index (SEI) Detail

58-ALEX W. SPENCE MIDDLE SCHOOL

Overall SEI: 47.7



NOTES: "Overall SEI" has average 50 and standard deviation 5; an "average" overall SEI is 45 to 55. Component SEIs (e.g. Grade 5 STAAR Reading, PSAT Writing) each have average 50 and standard deviation 10; an "average" component SEI is 40 to 60. Component SEIs are computed only if at least eight test results are available.

2018-19 School Effectiveness Index (SEI) Detail

58-ALEX W. SPENCE MIDDLE SCHOOL

Overall SEI: 47.7

Other ACP

Schoolwide

57.3 ACP SPANISH

59.2 ACP COMPUTER SCIENCE

Other

Schoolwide

51.7 PRE-HONORS ENROLLMENT

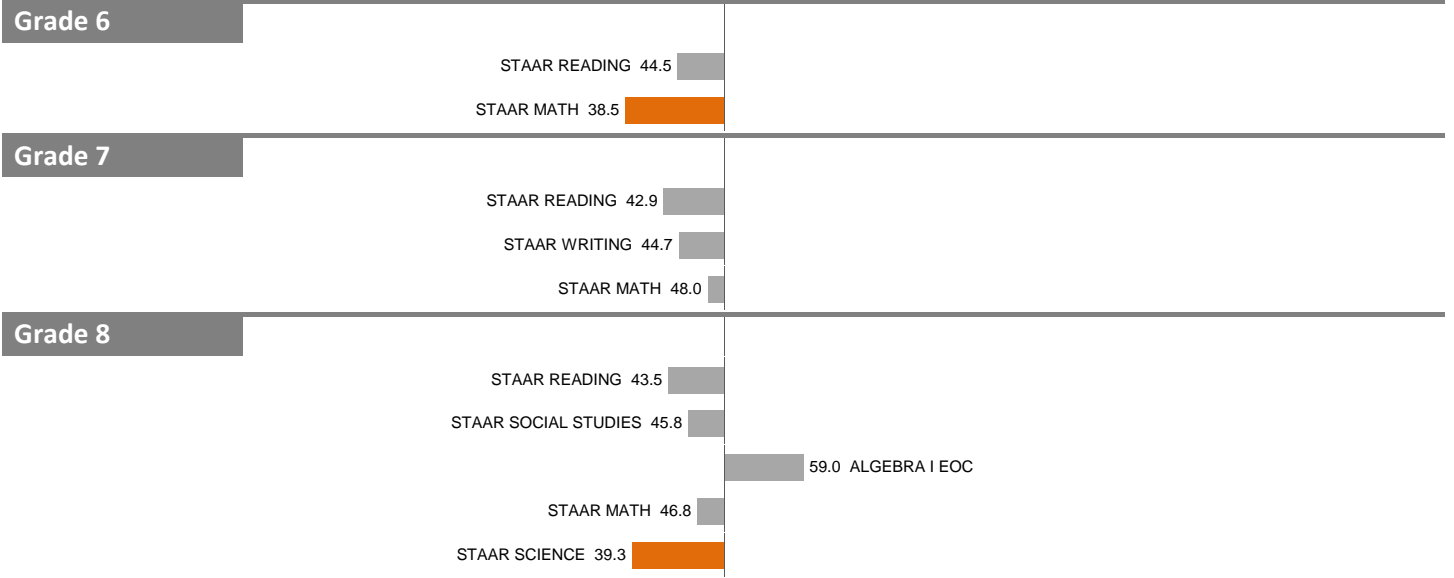
NOTES: "Overall SEI" has average 50 and standard deviation 5; an "average" overall SEI is 45 to 55. Component SEIs (e.g. Grade 5 STAAR Reading, PSAT Writing) each have average 50 and standard deviation 10; an "average" component SEI is 40 to 60. Component SEIs are computed only if at least eight test results are available.

2018-19 School Effectiveness Index (SEI) Detail

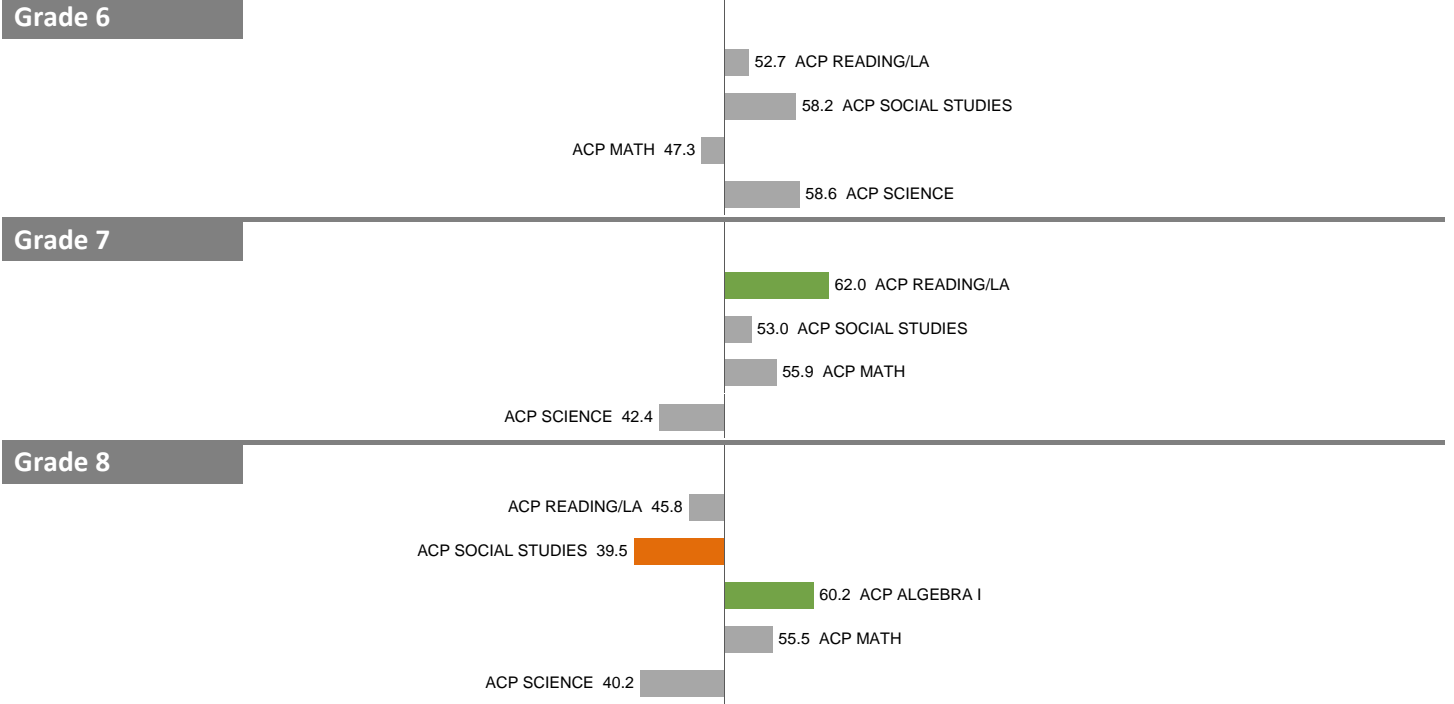
59-L.V. STOCKARD MIDDLE SCHOOL

Overall SEI: 48.4


STAAR



Core ACP



Other ACP



NOTES: "Overall SEI" has average 50 and standard deviation 5; an "average" overall SEI is 45 to 55. Component SEIs (e.g. Grade 5 STAAR Reading, PSAT Writing) each have average 50 and standard deviation 10; an "average" component SEI is 40 to 60. Component SEIs are computed only if at least eight test results are available.

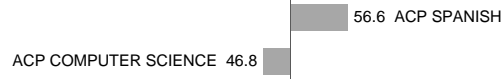
2018-19 School Effectiveness Index (SEI) Detail

59-L.V. STOCKARD MIDDLE SCHOOL

Overall SEI: 48.4

Other ACP

Schoolwide



Other

Schoolwide



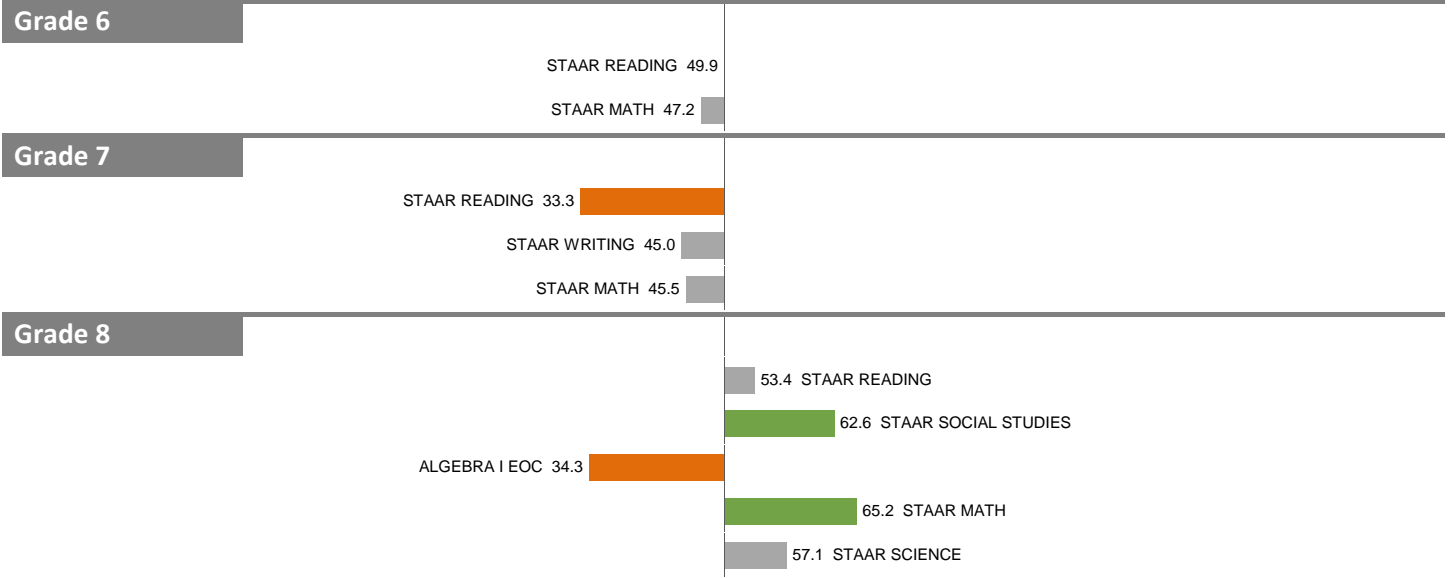
NOTES: "Overall SEI" has average 50 and standard deviation 5; an "average" overall SEI is 45 to 55. Component SEIs (e.g. Grade 5 STAAR Reading, PSAT Writing) each have average 50 and standard deviation 10; an "average" component SEI is 40 to 60. Component SEIs are computed only if at least eight test results are available.

2018-19 School Effectiveness Index (SEI) Detail

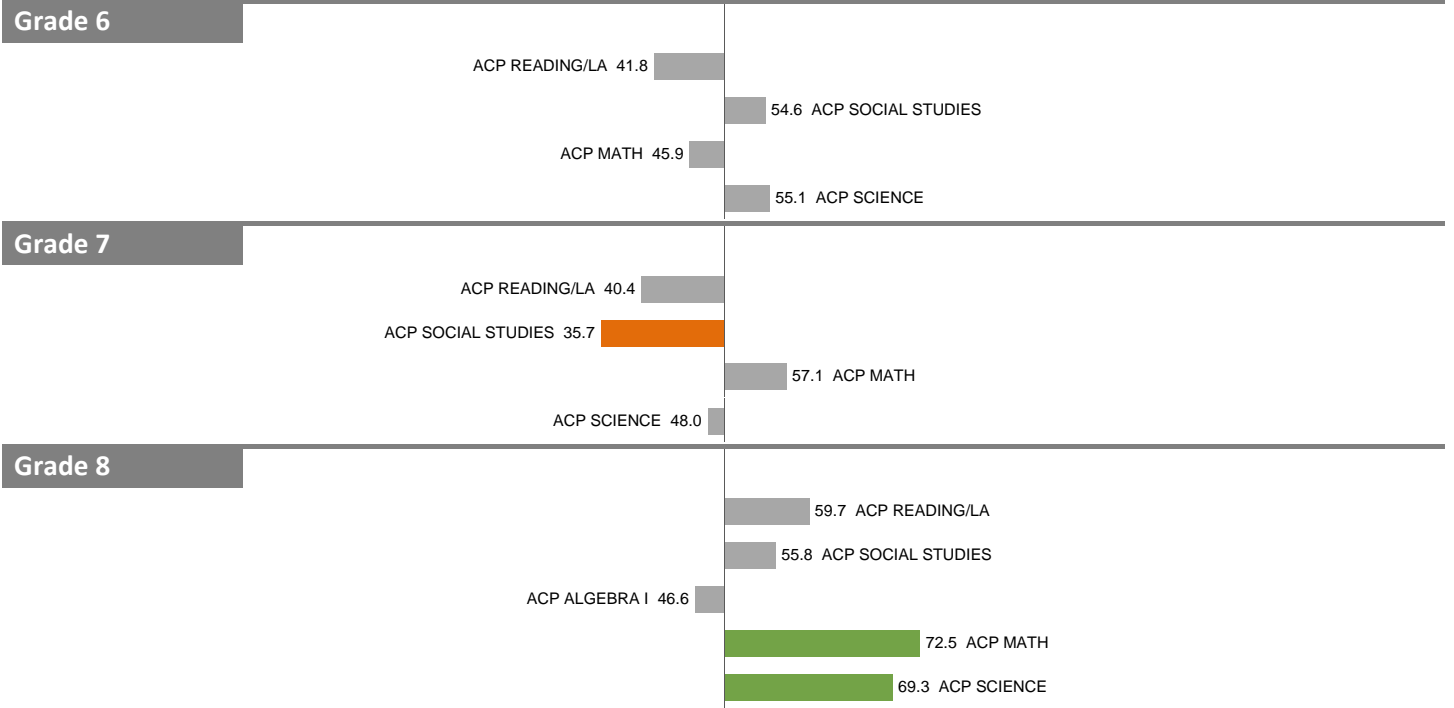
60-BOUDE STOREY MIDDLE SCHOOL

Overall SEI: 50.4


STAAR



Core ACP



Other ACP



NOTES: "Overall SEI" has average 50 and standard deviation 5; an "average" overall SEI is 45 to 55. Component SEIs (e.g. Grade 5 STAAR Reading, PSAT Writing) each have average 50 and standard deviation 10; an "average" component SEI is 40 to 60. Component SEIs are computed only if at least eight test results are available.

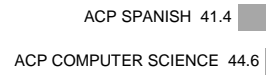
2018-19 School Effectiveness Index (SEI) Detail

60-BOUDE STOREY MIDDLE SCHOOL

Overall SEI: 50.4

Other ACP

Schoolwide



Other

Schoolwide



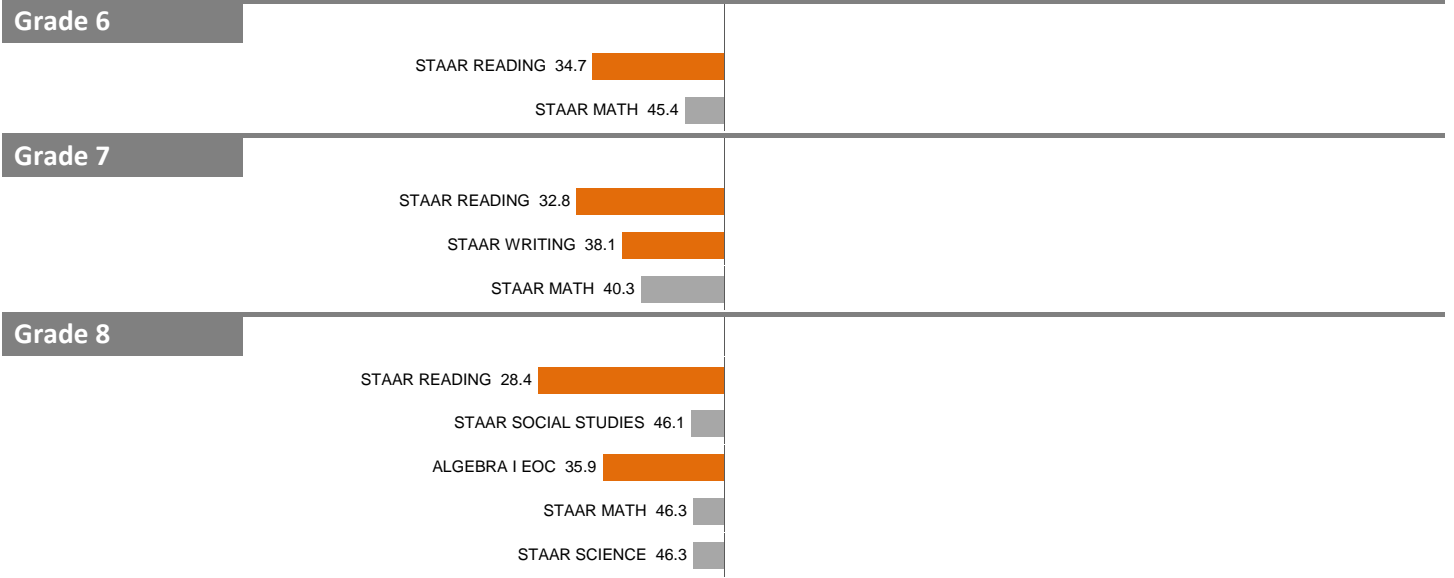
NOTES: "Overall SEI" has average 50 and standard deviation 5; an "average" overall SEI is 45 to 55. Component SEIs (e.g. Grade 5 STAAR Reading, PSAT Writing) each have average 50 and standard deviation 10; an "average" component SEI is 40 to 60. Component SEIs are computed only if at least eight test results are available.

2018-19 School Effectiveness Index (SEI) Detail

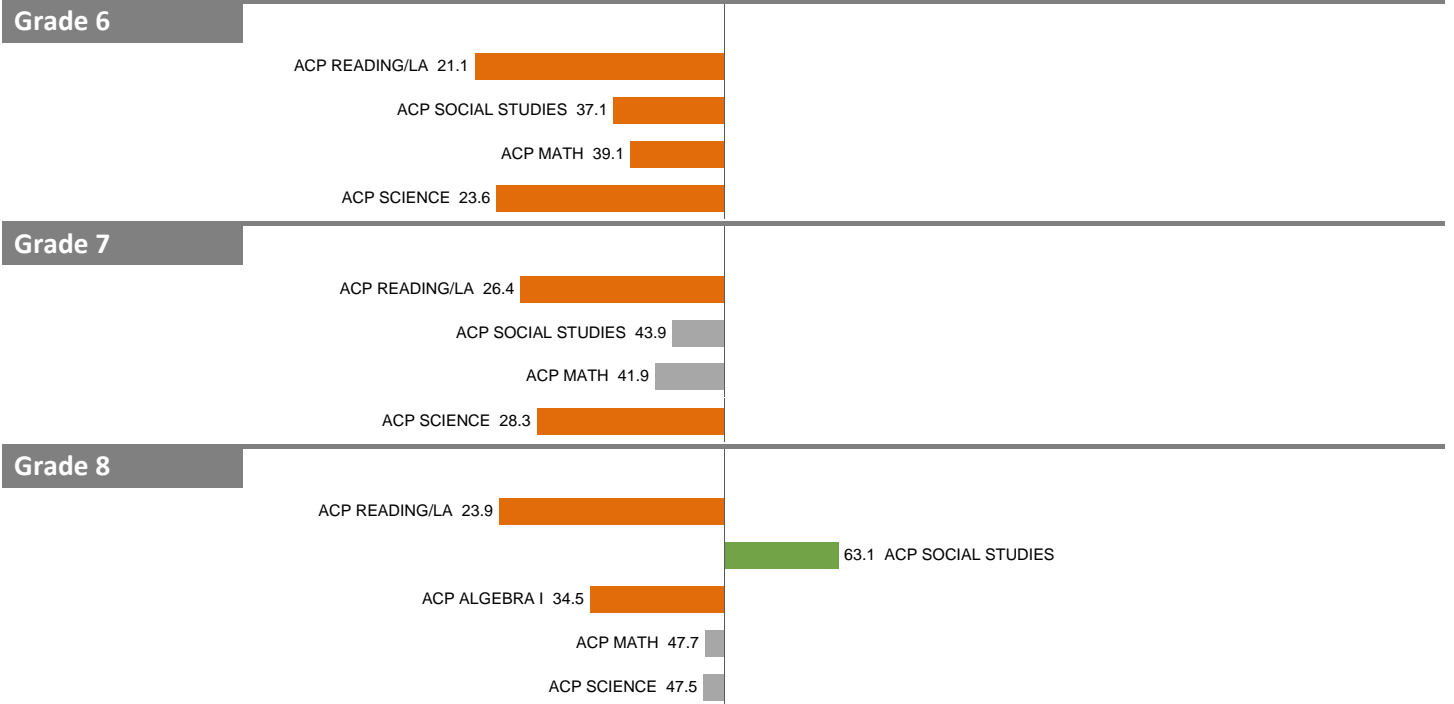
62-BILLY EARL DADE MIDDLE SCHOOL

Overall SEI: 40.0


STAAR



Core ACP



Other ACP



NOTES: "Overall SEI" has average 50 and standard deviation 5; an "average" overall SEI is 45 to 55. Component SEIs (e.g. Grade 5 STAAR Reading, PSAT Writing) each have average 50 and standard deviation 10; an "average" component SEI is 40 to 60. Component SEIs are computed only if at least eight test results are available.

2018-19 School Effectiveness Index (SEI) Detail

62-BILLY EARL DADE MIDDLE SCHOOL

Overall SEI: 40.0

Other ACP

Schoolwide

52.7 ACP COMPUTER SCIENCE

Other

Schoolwide

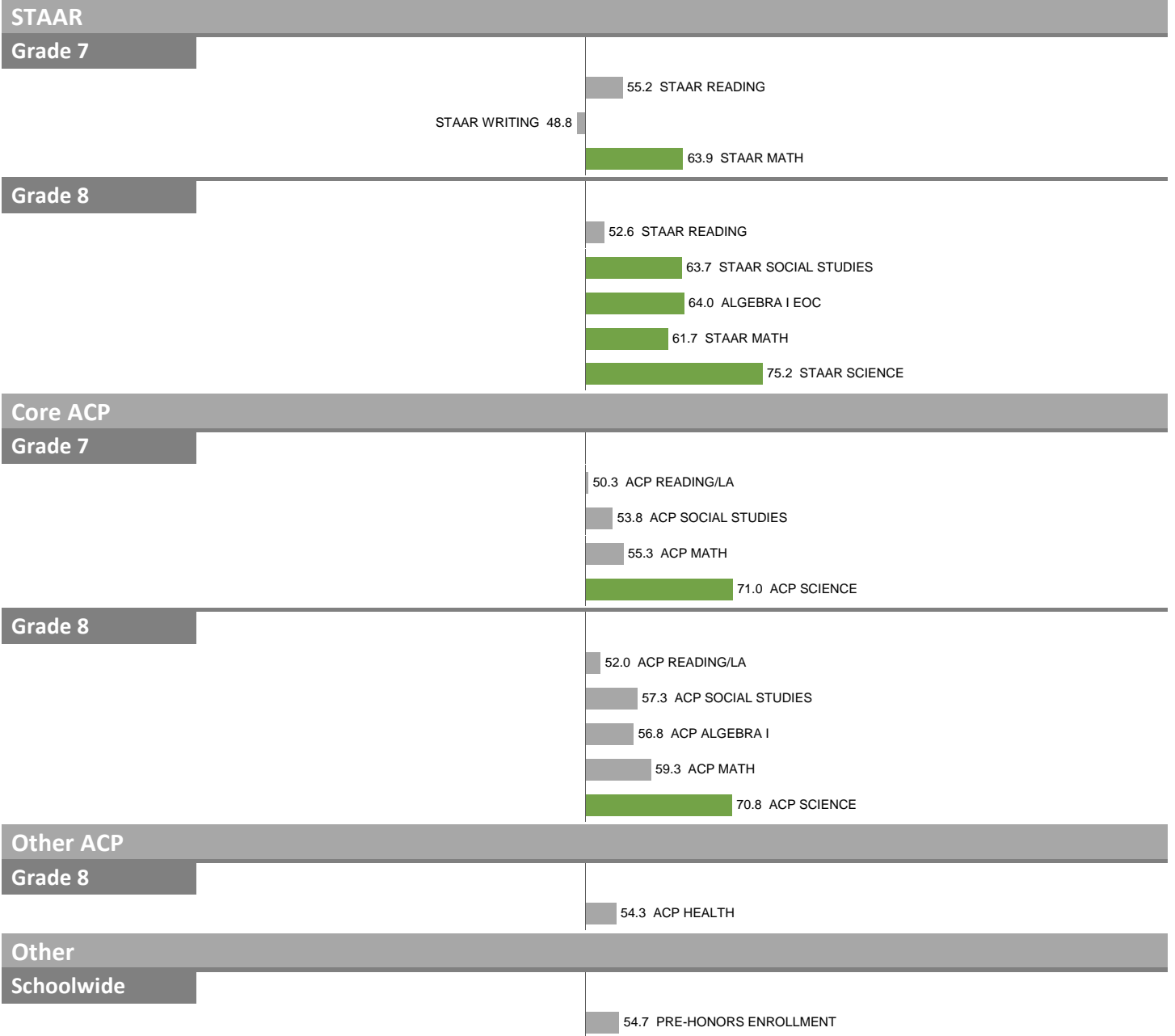
PRE-HONORS ENROLLMENT 44.7

NOTES: "Overall SEI" has average 50 and standard deviation 5; an "average" overall SEI is 45 to 55. Component SEIs (e.g. Grade 5 STAAR Reading, PSAT Writing) each have average 50 and standard deviation 10; an "average" component SEI is 40 to 60. Component SEIs are computed only if at least eight test results are available.

2018-19 School Effectiveness Index (SEI) Detail

68-RAUL QUINTANILLA, SR. MIDDLE SCHOOL

Overall SEI: 58.6

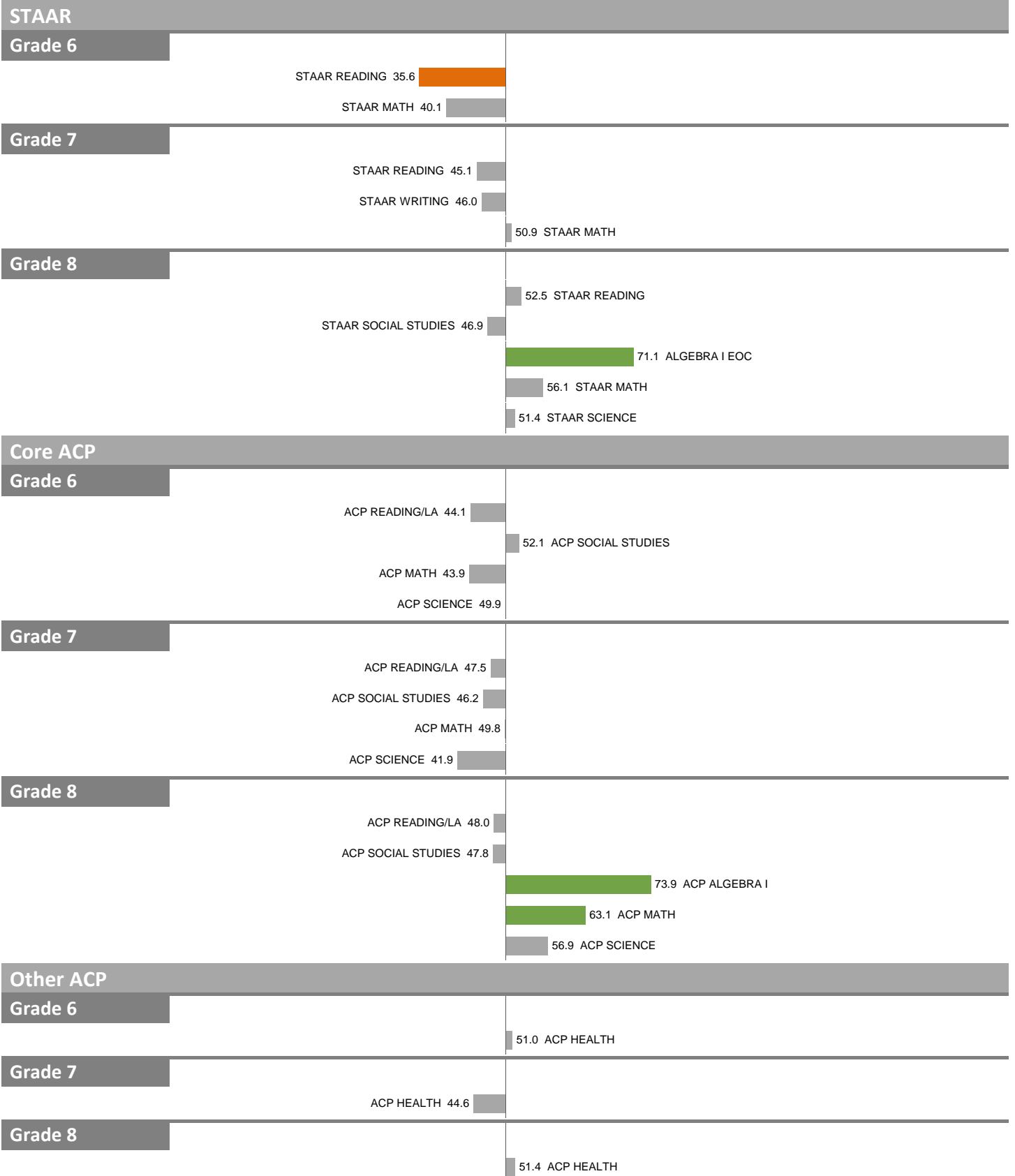


NOTES: "Overall SEI" has average 50 and standard deviation 5; an "average" overall SEI is 45 to 55. Component SEIs (e.g. Grade 5 STAAR Reading, PSAT Writing) each have average 50 and standard deviation 10; an "average" component SEI is 40 to 60. Component SEIs are computed only if at least eight test results are available.

2018-19 School Effectiveness Index (SEI) Detail

69-SEAGOVILLE MIDDLE SCHOOL

Overall SEI: 49.6



NOTES: "Overall SEI" has average 50 and standard deviation 5; an "average" overall SEI is 45 to 55. Component SEIs (e.g. Grade 5 STAAR Reading, PSAT Writing) each have average 50 and standard deviation 10; an "average" component SEI is 40 to 60. Component SEIs are computed only if at least eight test results are available.

2018-19 School Effectiveness Index (SEI) Detail

69-SEAGOVILLE MIDDLE SCHOOL

Overall SEI: 49.6

Other ACP

Schoolwide

ACP SPANISH 45.7

56.7 ACP COMPUTER SCIENCE

Other

Schoolwide


PRE-HONORS ENROLLMENT 43.9

NOTES: "Overall SEI" has average 50 and standard deviation 5; an "average" overall SEI is 45 to 55. Component SEIs (e.g. Grade 5 STAAR Reading, PSAT Writing) each have average 50 and standard deviation 10; an "average" component SEI is 40 to 60. Component SEIs are computed only if at least eight test results are available.

2018-19 School Effectiveness Index (SEI) Detail

72-SARAH ZUMWALT MIDDLE SCHOOL

Overall SEI: 48.3




NOTES: "Overall SEI" has average 50 and standard deviation 5; an "average" overall SEI is 45 to 55. Component SEIs (e.g. Grade 5 STAAR Reading, PSAT Writing) each have average 50 and standard deviation 10; an "average" component SEI is 40 to 60. Component SEIs are computed only if at least eight test results are available.

2018-19 School Effectiveness Index (SEI) Detail

76-HAROLD W. LANG, SR. MIDDLE SCHOOL

Overall SEI: 53.6



NOTES: "Overall SEI" has average 50 and standard deviation 5; an "average" overall SEI is 45 to 55. Component SEIs (e.g. Grade 5 STAAR Reading, PSAT Writing) each have average 50 and standard deviation 10; an "average" component SEI is 40 to 60. Component SEIs are computed only if at least eight test results are available.

2018-19 School Effectiveness Index (SEI) Detail

76-HAROLD W. LANG, SR. MIDDLE SCHOOL

Overall SEI: 53.6

Other

Schoolwide

PRE-HONORS ENROLLMENT 40.9


NOTES: "Overall SEI" has average 50 and standard deviation 5; an "average" overall SEI is 45 to 55. Component SEIs (e.g. Grade 5 STAAR Reading, PSAT Writing) each have average 50 and standard deviation 10; an "average" component SEI is 40 to 60. Component SEIs are computed only if at least eight test results are available.

2018-19 School Effectiveness Index (SEI) Detail

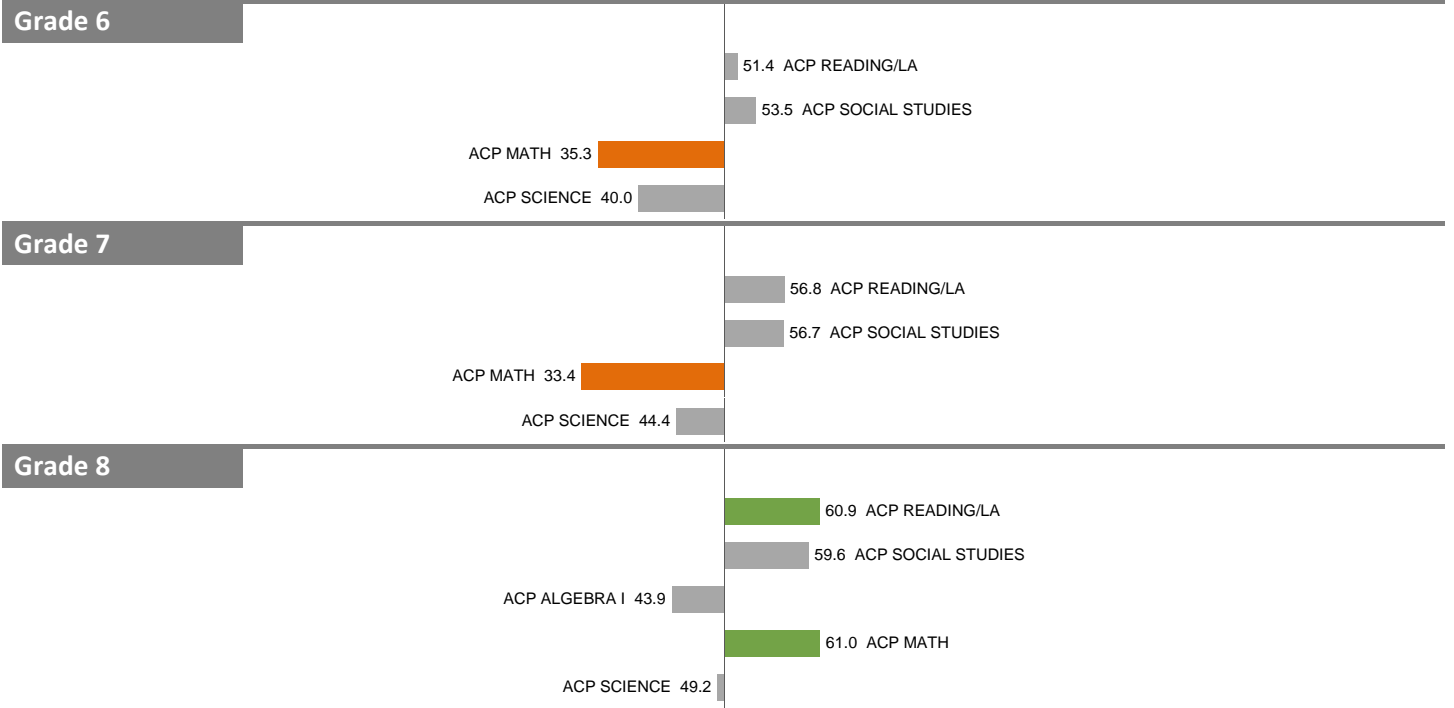
77-HECTOR P. GARCIA MIDDLE SCHOOL

Overall SEI: 50.6

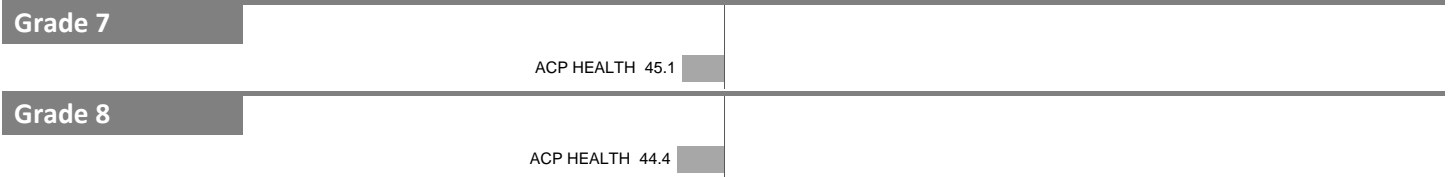
STAAR



Core ACP



Other ACP



NOTES: "Overall SEI" has average 50 and standard deviation 5; an "average" overall SEI is 45 to 55. Component SEIs (e.g. Grade 5 STAAR Reading, PSAT Writing) each have average 50 and standard deviation 10; an "average" component SEI is 40 to 60. Component SEIs are computed only if at least eight test results are available.

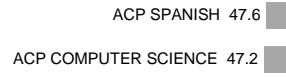
2018-19 School Effectiveness Index (SEI) Detail

77-HECTOR P. GARCIA MIDDLE SCHOOL

Overall SEI: 50.6

Other ACP

Schoolwide



Other

Schoolwide



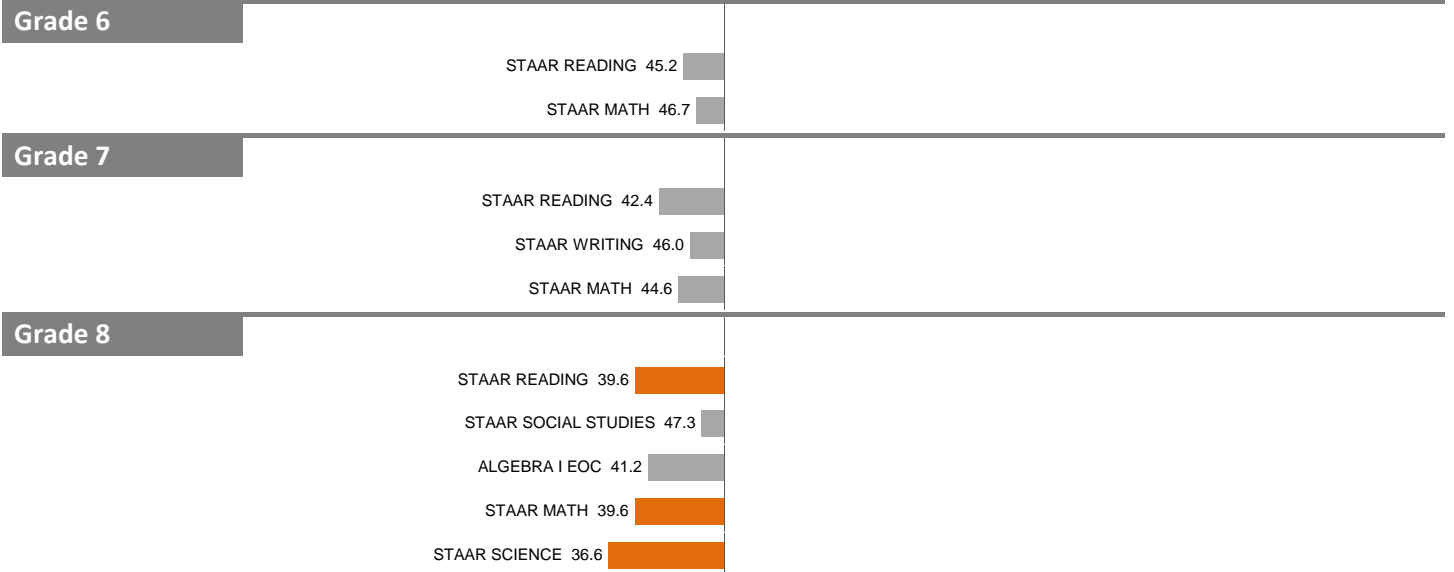
NOTES: "Overall SEI" has average 50 and standard deviation 5; an "average" overall SEI is 45 to 55. Component SEIs (e.g. Grade 5 STAAR Reading, PSAT Writing) each have average 50 and standard deviation 10; an "average" component SEI is 40 to 60. Component SEIs are computed only if at least eight test results are available.

2018-19 School Effectiveness Index (SEI) Detail

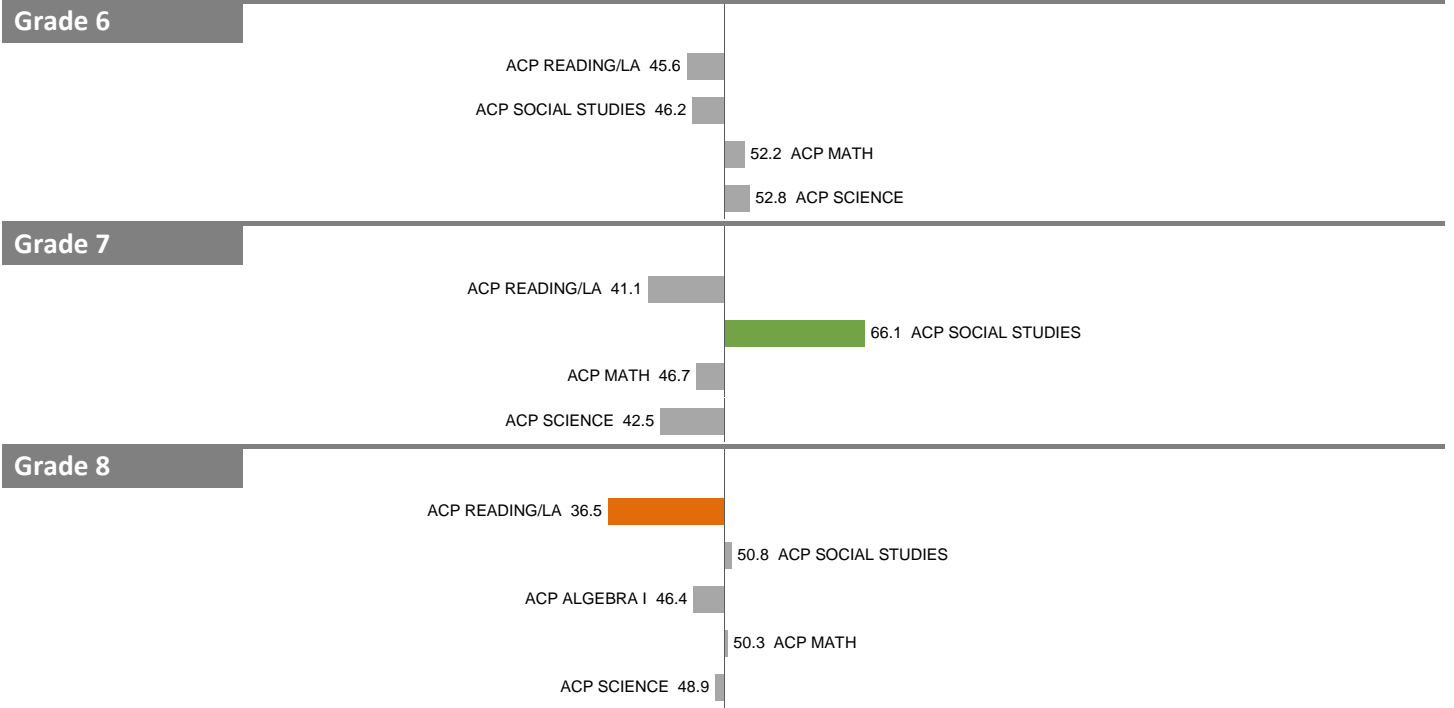
79-FRANCISCO F. "PANCHO" MEDRANO MIDDLE SCHOOL

Overall SEI: 45.6

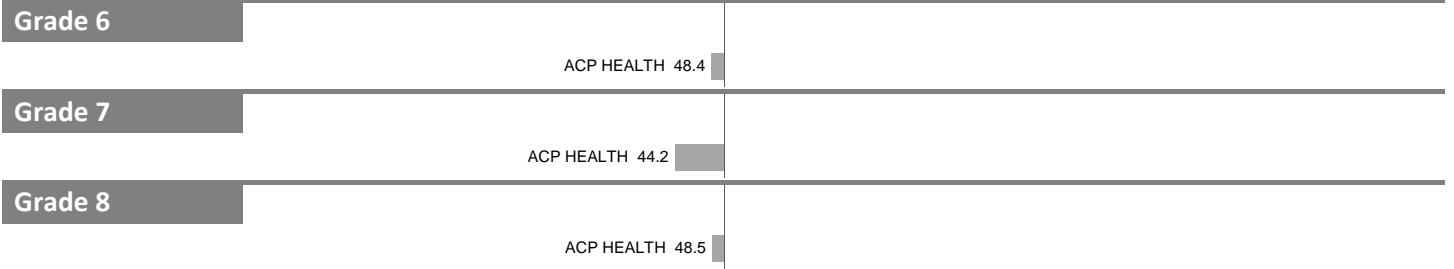
STAAR



Core ACP



Other ACP



NOTES: "Overall SEI" has average 50 and standard deviation 5; an "average" overall SEI is 45 to 55. Component SEIs (e.g. Grade 5 STAAR Reading, PSAT Writing) each have average 50 and standard deviation 10; an "average" component SEI is 40 to 60. Component SEIs are computed only if at least eight test results are available.

2018-19 School Effectiveness Index (SEI) Detail

79-FRANCISCO F. "PANCHO" MEDRANO MIDDLE SCHOOL

Overall SEI: 45.6

Other ACP

Schoolwide

ACP COMPUTER SCIENCE 39.9

Other

Schoolwide


54.0 PRE-HONORS ENROLLMENT

NOTES: "Overall SEI" has average 50 and standard deviation 5; an "average" overall SEI is 45 to 55. Component SEIs (e.g. Grade 5 STAAR Reading, PSAT Writing) each have average 50 and standard deviation 10; an "average" component SEI is 40 to 60. Component SEIs are computed only if at least eight test results are available.

2018-19 School Effectiveness Index (SEI) Detail

83-SAM TASBY MIDDLE SCHOOL

Overall SEI: 47.8



NOTES: "Overall SEI" has average 50 and standard deviation 5; an "average" overall SEI is 45 to 55. Component SEIs (e.g. Grade 5 STAAR Reading, PSAT Writing) each have average 50 and standard deviation 10; an "average" component SEI is 40 to 60. Component SEIs are computed only if at least eight test results are available.

2018-19 School Effectiveness Index (SEI) Detail

83-SAM TASBY MIDDLE SCHOOL

Overall SEI: 47.8

Other

Schoolwide

PRE-HONORS ENROLLMENT 43.7


NOTES: "Overall SEI" has average 50 and standard deviation 5; an "average" overall SEI is 45 to 55. Component SEIs (e.g. Grade 5 STAAR Reading, PSAT Writing) each have average 50 and standard deviation 10; an "average" component SEI is 40 to 60. Component SEIs are computed only if at least eight test results are available.

2018-19 School Effectiveness Index (SEI) Detail

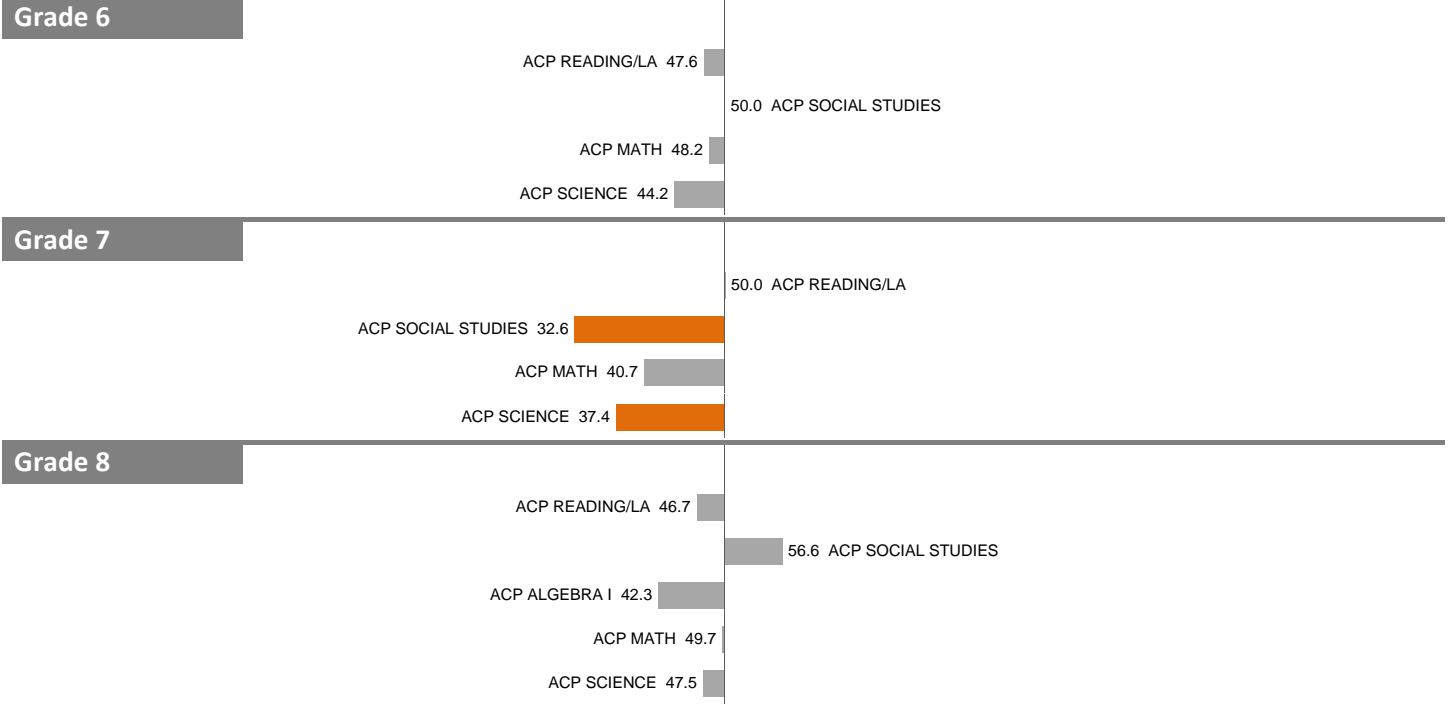
100-ZAN WESLEY HOLMES, JR. MIDDLE SCHOOL

Overall SEI: 45.2

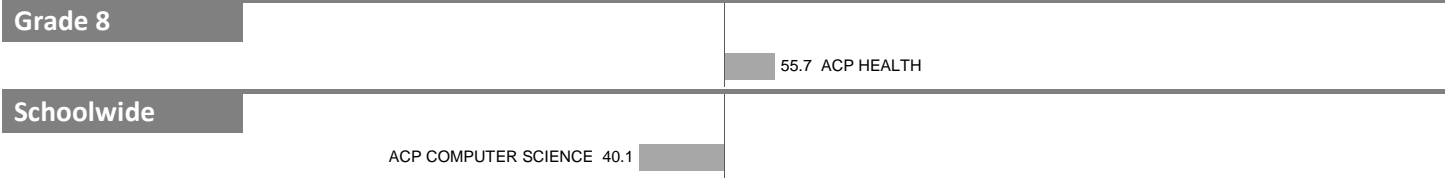
STAAR



Core ACP



Other ACP



NOTES: "Overall SEI" has average 50 and standard deviation 5; an "average" overall SEI is 45 to 55. Component SEIs (e.g. Grade 5 STAAR Reading, PSAT Writing) each have average 50 and standard deviation 10; an "average" component SEI is 40 to 60. Component SEIs are computed only if at least eight test results are available.

2018-19 School Effectiveness Index (SEI) Detail

100-ZAN WESLEY HOLMES, JR. MIDDLE SCHOOL

Overall SEI: 45.2

Other

Schoolwide

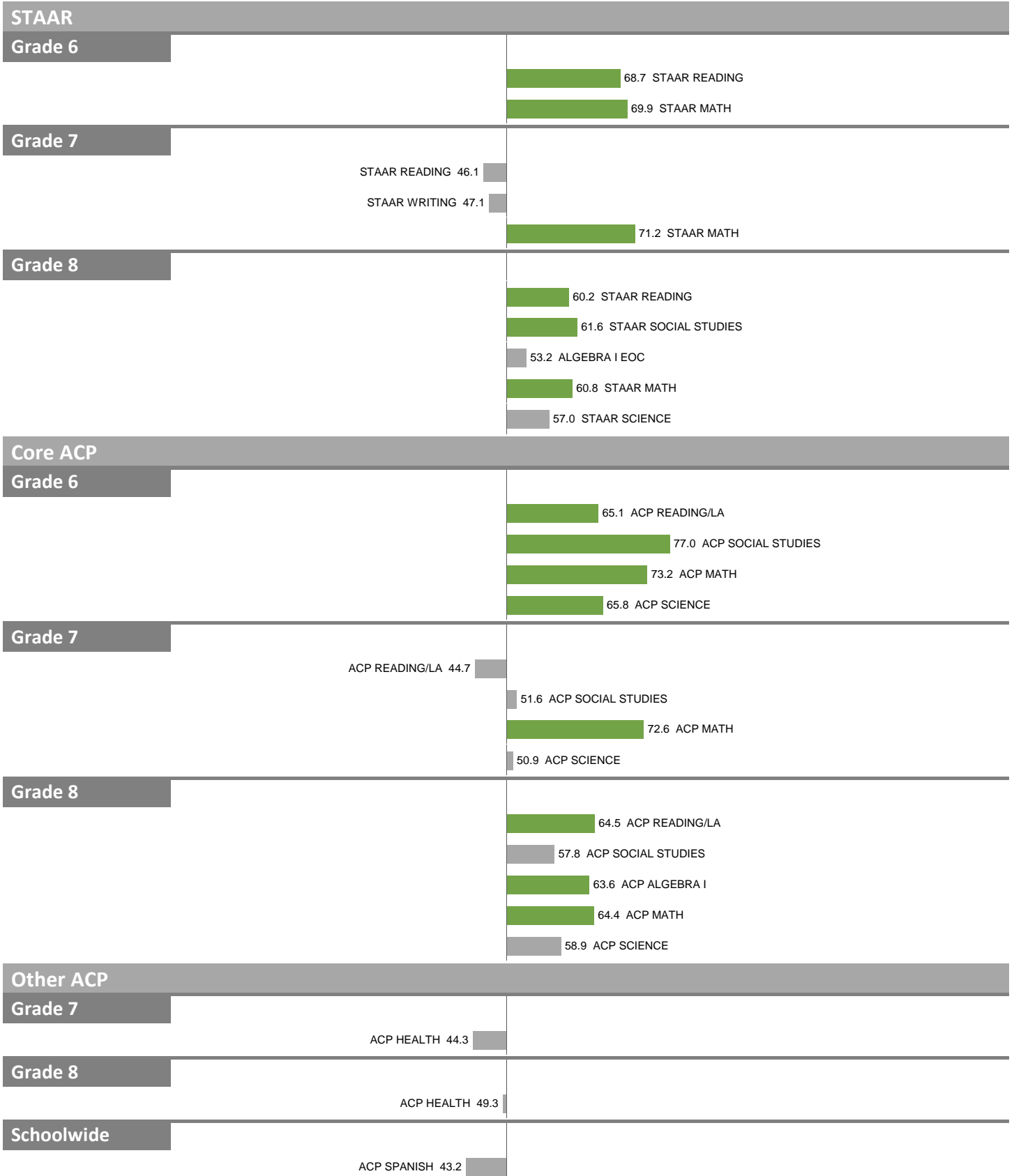
63.5 PRE-HONORS ENROLLMENT

NOTES: "Overall SEI" has average 50 and standard deviation 5; an "average" overall SEI is 45 to 55. Component SEIs (e.g. Grade 5 STAAR Reading, PSAT Writing) each have average 50 and standard deviation 10; an "average" component SEI is 40 to 60. Component SEIs are computed only if at least eight test results are available.

2018-19 School Effectiveness Index (SEI) Detail

352–YOUNG WOMEN'S STEAM ACADEMY AT BALCH SPRINGS MIDDLE SCHOOL

Overall SEI: 58.1



NOTES: "Overall SEI" has average 50 and standard deviation 5; an "average" overall SEI is 45 to 55. Component SEIs (e.g. Grade 5 STAAR Reading, PSAT Writing) each have average 50 and standard deviation 10; an "average" component SEI is 40 to 60. Component SEIs are computed only if at least eight test results are available.

2018-19 School Effectiveness Index (SEI) Detail

352–YOUNG WOMEN'S STEAM ACADEMY AT BALCH SPRINGS MIDDLE SCHOOL

Overall SEI: 58.1

Other

Schoolwide

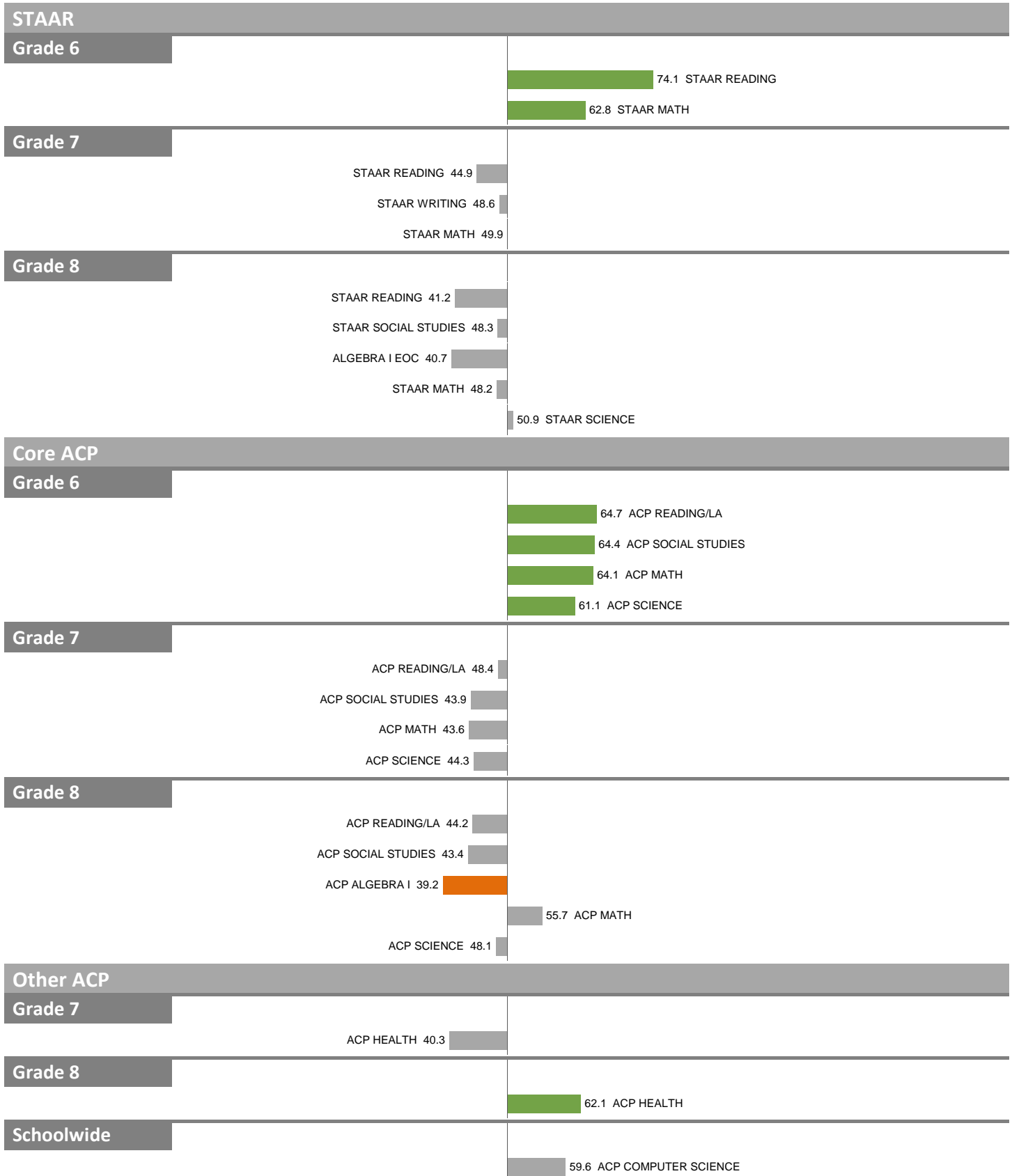
52.2 PRE-HONORS ENROLLMENT

NOTES: "Overall SEI" has average 50 and standard deviation 5; an "average" overall SEI is 45 to 55. Component SEIs (e.g. Grade 5 STAAR Reading, PSAT Writing) each have average 50 and standard deviation 10; an "average" component SEI is 40 to 60. Component SEIs are computed only if at least eight test results are available.

2018-19 School Effectiveness Index (SEI) Detail

353-ANN RICHARDS STEAM ACADEMY

Overall SEI: 49.5



NOTES: "Overall SEI" has average 50 and standard deviation 5; an "average" overall SEI is 45 to 55. Component SEIs (e.g. Grade 5 STAAR Reading, PSAT Writing) each have average 50 and standard deviation 10; an "average" component SEI is 40 to 60. Component SEIs are computed only if at least eight test results are available.

2018-19 School Effectiveness Index (SEI) Detail

353-ANN RICHARDS STEAM ACADEMY

Overall SEI: 49.5

Other

Schoolwide

PRE-HONORS ENROLLMENT 38.0



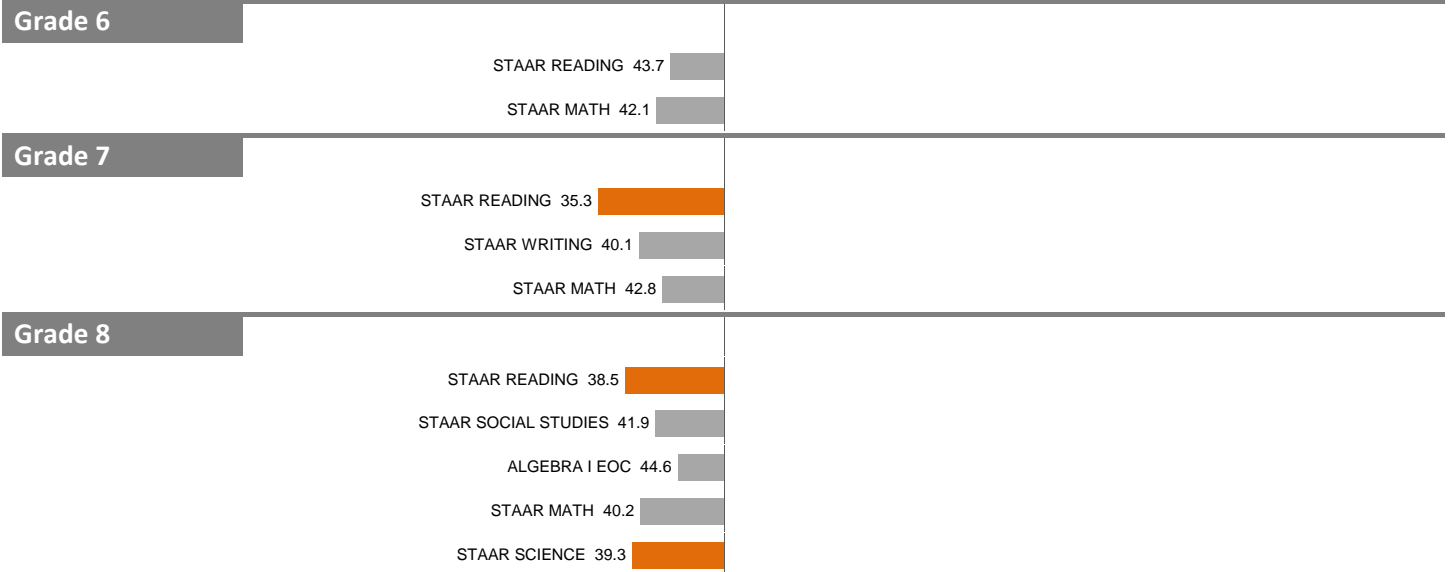
NOTES: "Overall SEI" has average 50 and standard deviation 5; an "average" overall SEI is 45 to 55. Component SEIs (e.g. Grade 5 STAAR Reading, PSAT Writing) each have average 50 and standard deviation 10; an "average" component SEI is 40 to 60. Component SEIs are computed only if at least eight test results are available.

2018-19 School Effectiveness Index (SEI) Detail

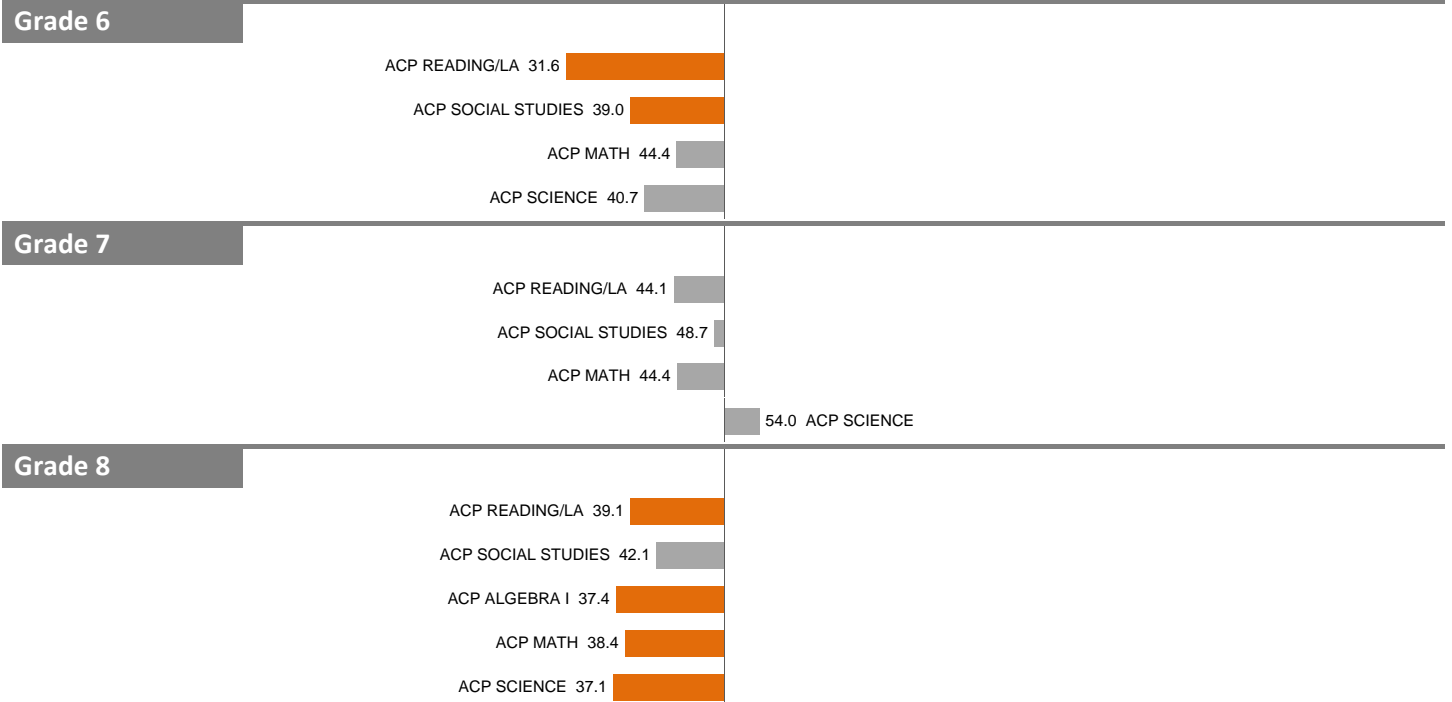
354-KENNEDY-CURRY MIDDLE SCHOOL

Overall SEI: 42.7

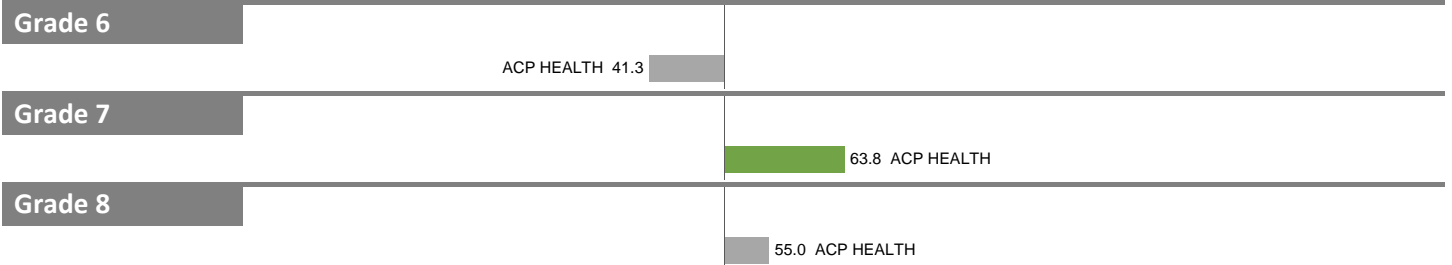
STAAR



Core ACP



Other ACP



NOTES: "Overall SEI" has average 50 and standard deviation 5; an "average" overall SEI is 45 to 55. Component SEIs (e.g. Grade 5 STAAR Reading, PSAT Writing) each have average 50 and standard deviation 10; an "average" component SEI is 40 to 60. Component SEIs are computed only if at least eight test results are available.

2018-19 School Effectiveness Index (SEI) Detail

354-KENNEDY-CURRY MIDDLE SCHOOL

Overall SEI: 42.7

Other ACP

Schoolwide

ACP SPANISH 35.0

Other

Schoolwide


PRE-HONORS ENROLLMENT 48.2

NOTES: "Overall SEI" has average 50 and standard deviation 5; an "average" overall SEI is 45 to 55. Component SEIs (e.g. Grade 5 STAAR Reading, PSAT Writing) each have average 50 and standard deviation 10; an "average" component SEI is 40 to 60. Component SEIs are computed only if at least eight test results are available.

2018-19 School Effectiveness Index (SEI) Detail

359—ROSEMONT INTERNATIONAL LANGUAGE PREP

Overall SEI: 48.3



NOTES: "Overall SEI" has average 50 and standard deviation 5; an "average" overall SEI is 45 to 55. Component SEIs (e.g. Grade 5 STAAR Reading, PSAT Writing) each have average 50 and standard deviation 10; an "average" component SEI is 40 to 60. Component SEIs are computed only if at least eight test results are available.

2018-19 School Effectiveness Index (SEI) Detail

359—ROSEMONT INTERNATIONAL LANGUAGE PREP

Overall SEI: 48.3

Other

Schoolwide

56.7 PRE-HONORS ENROLLMENT

NOTES: "Overall SEI" has average 50 and standard deviation 5; an "average" overall SEI is 45 to 55. Component SEIs (e.g. Grade 5 STAAR Reading, PSAT Writing) each have average 50 and standard deviation 10; an "average" component SEI is 40 to 60. Component SEIs are computed only if at least eight test results are available.