

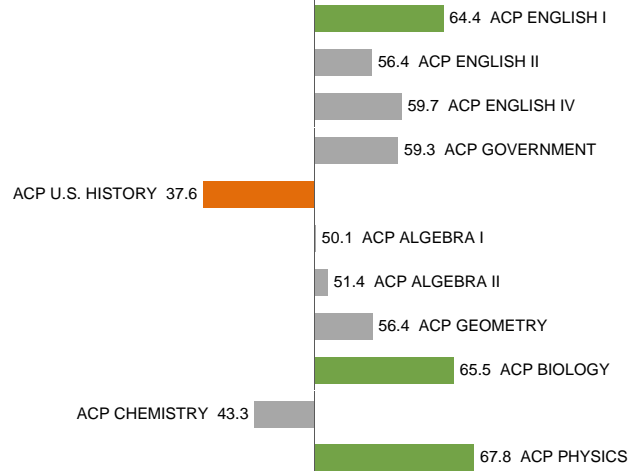
Due to the COVID-19 emergency closure, data were available for a limited number of components of the overall SEI. An overall SEI cannot be computed. Statistics provided here are for information only.

2019-20 School Effectiveness Index (SEI) Detail

3--NEW TECH HIGH SCHOOL AT B.F. DARRELL

Core ACP

Schoolwide



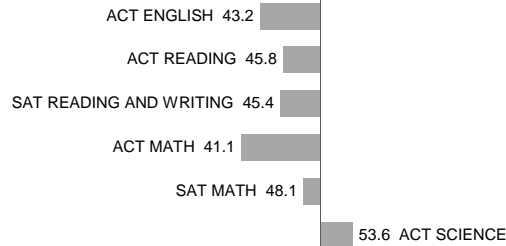
Other ACP

Schoolwide




Other

Grade 12



Schoolwide



NOTES: Component SEIs (e.g. Grade 5 STAAR Reading, PSAT Writing) each have average 50 and standard deviation 10; an "average" component SEI is 40 to 60. Component SEIs are computed only if at least eight test results are available.

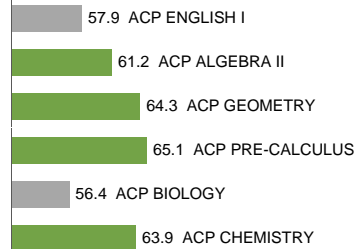
Due to the COVID-19 emergency closure, data were available for a limited number of components of the overall SEI. An overall SEI cannot be computed. Statistics provided here are for information only.

2019-20 School Effectiveness Index (SEI) Detail

26--SCHOOL OF SCIENCE & ENGINEERING AT TOWNVIEW

Core ACP

Schoolwide



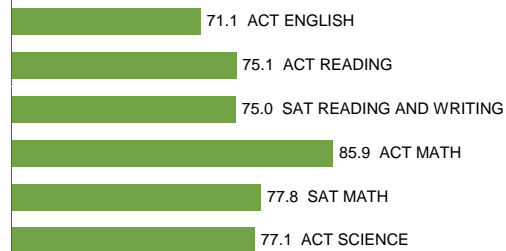
Other ACP

Schoolwide

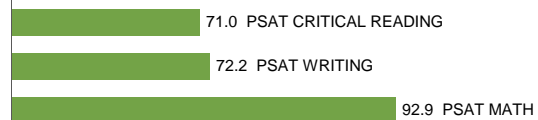


Other

Grade 12



Schoolwide



NOTES: Component SEIs (e.g. Grade 5 STAAR Reading, PSAT Writing) each have average 50 and standard deviation 10; an "average" component SEI is 40 to 60. Component SEIs are computed only if at least eight test results are available.

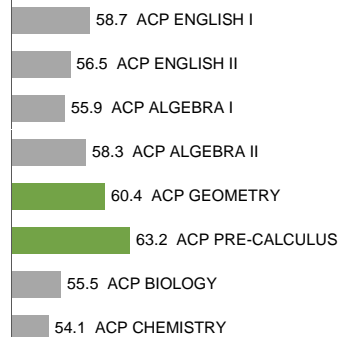
Due to the COVID-19 emergency closure, data were available for a limited number of components of the overall SEI. An overall SEI cannot be computed. Statistics provided here are for information only.

2019-20 School Effectiveness Index (SEI) Detail

33--SCHOOL OF BUSINESS & MANAGEMENT AT TOWNVIEW

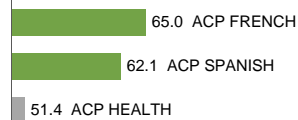
Core ACP

Schoolwide



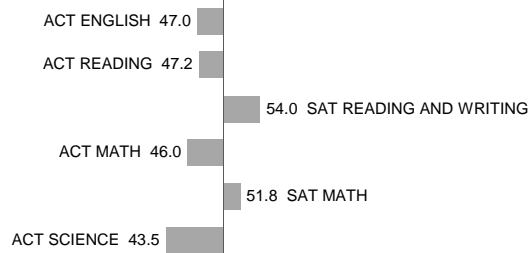
Other ACP

Schoolwide

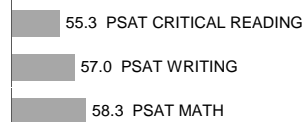


Other

Grade 12



Schoolwide



NOTES: Component SEIs (e.g. Grade 5 STAAR Reading, PSAT Writing) each have average 50 and standard deviation 10; an "average" component SEI is 40 to 60. Component SEIs are computed only if at least eight test results are available.


Due to the COVID-19 emergency closure, data were available for a limited number of components of the overall SEI. An overall SEI cannot be computed. Statistics provided here are for information only.

2019-20 School Effectiveness Index (SEI) Detail

34-BOOKER T. WASHINGTON HIGH SCHOOL FOR THE ARTS

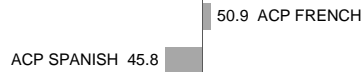
Core ACP

Schoolwide



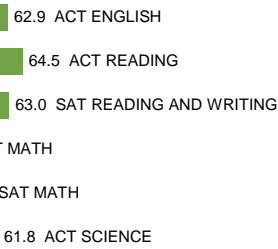
Other ACP

Schoolwide

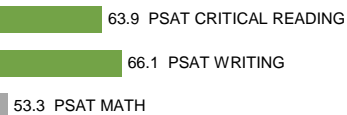


Other

Grade 12



Schoolwide



NOTES: Component SEIs (e.g. Grade 5 STAAR Reading, PSAT Writing) each have average 50 and standard deviation 10; an "average" component SEI is 40 to 60. Component SEIs are computed only if at least eight test results are available.

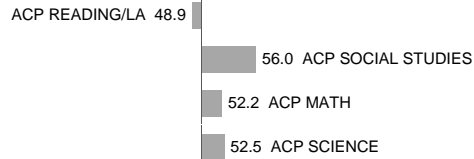
Due to the COVID-19 emergency closure, data were available for a limited number of components of the overall SEI. An overall SEI cannot be computed. Statistics provided here are for information only.

2019-20 School Effectiveness Index (SEI) Detail

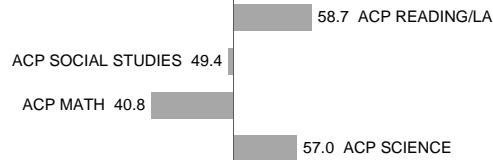
35-IRMA L. RANGEL YOUNG WOMENS LEADERSHIP SCHOOL

Core ACP

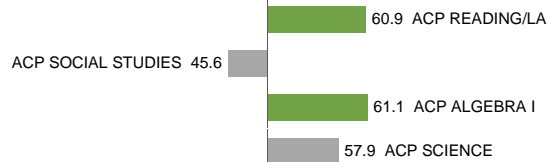
Grade 6



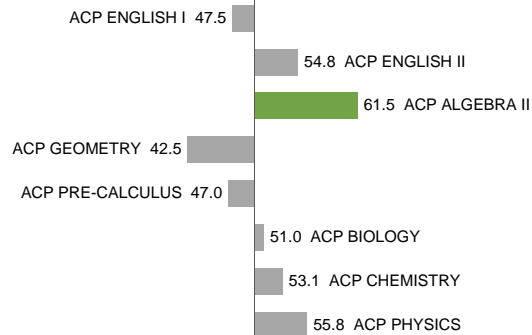
Grade 7



Grade 8



Schoolwide

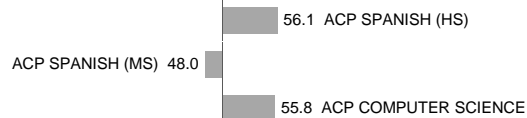


Other ACP

Grade 7



Schoolwide



NOTES: Component SEIs (e.g. Grade 5 STAAR Reading, PSAT Writing) each have average 50 and standard deviation 10; an "average" component SEI is 40 to 60. Component SEIs are computed only if at least eight test results are available.

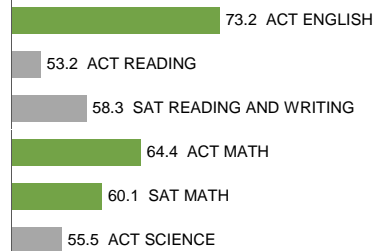
Due to the COVID-19 emergency closure, data were available for a limited number of components of the overall SEI. An overall SEI cannot be computed. Statistics provided here are for information only.

2019-20 School Effectiveness Index (SEI) Detail

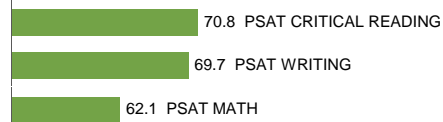
35-IRMA L. RANGEL YOUNG WOMENS LEADERSHIP SCHOOL

Other

Grade 12



Schoolwide



NOTES: Component SEIs (e.g. Grade 5 STAAR Reading, PSAT Writing) each have average 50 and standard deviation 10; an "average" component SEI is 40 to 60. Component SEIs are computed only if at least eight test results are available.

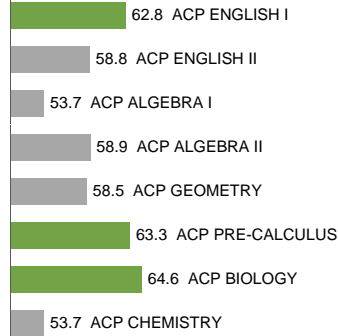
Due to the COVID-19 emergency closure, data were available for a limited number of components of the overall SEI. An overall SEI cannot be computed. Statistics provided here are for information only.

2019-20 School Effectiveness Index (SEI) Detail

36--SCHOOL OF HEALTH PROFESSIONS AT TOWNVIEW

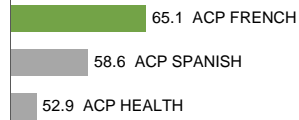
Core ACP

Schoolwide



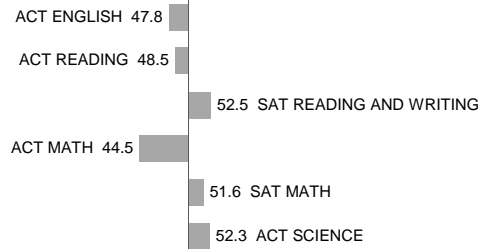
Other ACP

Schoolwide

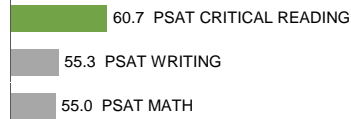


Other

Grade 12



Schoolwide



NOTES: Component SEIs (e.g. Grade 5 STAAR Reading, PSAT Writing) each have average 50 and standard deviation 10; an "average" component SEI is 40 to 60. Component SEIs are computed only if at least eight test results are available.

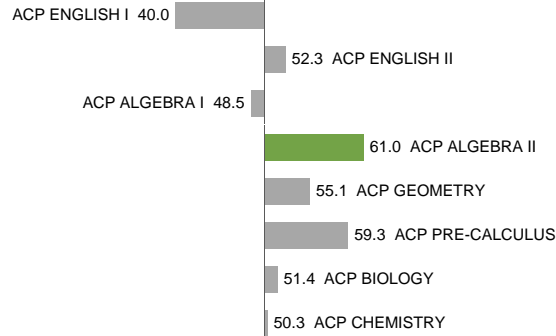
Due to the COVID-19 emergency closure, data were available for a limited number of components of the overall SEI. An overall SEI cannot be computed. Statistics provided here are for information only.

2019-20 School Effectiveness Index (SEI) Detail

37–ROSIE M. COLLINS SORRELLS SCHOOL OF EDUCATION & SOCIAL SERVICES

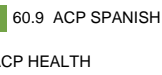
Core ACP

Schoolwide



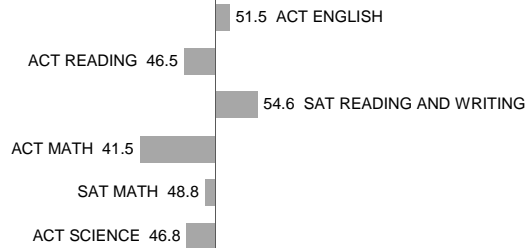
Other ACP

Schoolwide

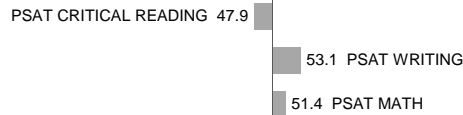


Other

Grade 12



Schoolwide



NOTES: Component SEIs (e.g. Grade 5 STAAR Reading, PSAT Writing) each have average 50 and standard deviation 10; an “average” component SEI is 40 to 60. Component SEIs are computed only if at least eight test results are available.

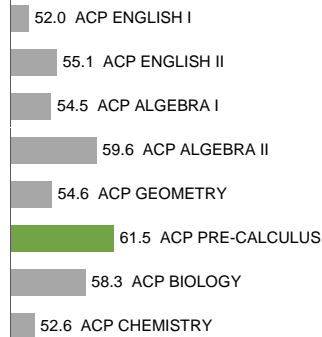
Due to the COVID-19 emergency closure, data were available for a limited number of components of the overall SEI. An overall SEI cannot be computed. Statistics provided here are for information only.

2019-20 School Effectiveness Index (SEI) Detail

38-JUDGE BAREFOOT SANDERS LAW MAGNET

Core ACP

Schoolwide




Other ACP

Schoolwide

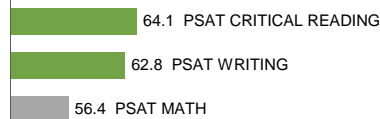


Other

Grade 12



Schoolwide



NOTES: Component SEIs (e.g. Grade 5 STAAR Reading, PSAT Writing) each have average 50 and standard deviation 10; an "average" component SEI is 40 to 60. Component SEIs are computed only if at least eight test results are available.


Due to the COVID-19 emergency closure, data were available for a limited number of components of the overall SEI. An overall SEI cannot be computed. Statistics provided here are for information only.

2019-20 School Effectiveness Index (SEI) Detail

39-SCHOOL FOR THE TALENTED & GIFTED AT TOWNVIEW

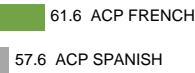
Core ACP

Schoolwide



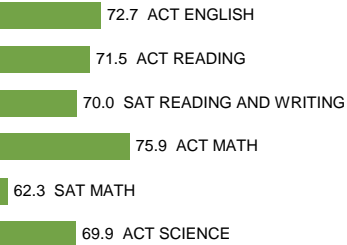
Other ACP

Schoolwide

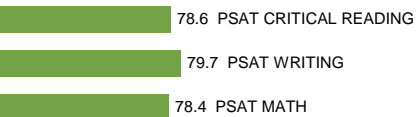


Other

Grade 12



Schoolwide




NOTES: Component SEIs (e.g. Grade 5 STAAR Reading, PSAT Writing) each have average 50 and standard deviation 10; an "average" component SEI is 40 to 60. Component SEIs are computed only if at least eight test results are available.

Due to the COVID-19 emergency closure, data were available for a limited number of components of the overall SEI. An overall SEI cannot be computed. Statistics provided here are for information only.

2019-20 School Effectiveness Index (SEI) Detail

71-DALLAS ENVIRONMENTAL SCIENCE ACADEMY



NOTES: Component SEIs (e.g. Grade 5 STAAR Reading, PSAT Writing) each have average 50 and standard deviation 10; an "average" component SEI is 40 to 60. Component SEIs are computed only if at least eight test results are available.

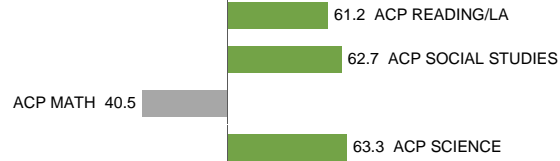
Due to the COVID-19 emergency closure, data were available for a limited number of components of the overall SEI. An overall SEI cannot be computed. Statistics provided here are for information only.

2019-20 School Effectiveness Index (SEI) Detail

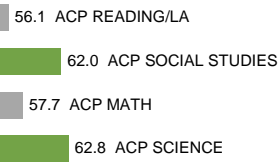
73–H.W. LONGFELLOW CAREER EXPLORATION ACADEMY

Core ACP


Grade 6



Grade 7



Grade 8



Other ACP

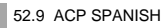
Grade 7



Grade 8



Schoolwide



NOTES: Component SEIs (e.g. Grade 5 STAAR Reading, PSAT Writing) each have average 50 and standard deviation 10; an “average” component SEI is 40 to 60. Component SEIs are computed only if at least eight test results are available.

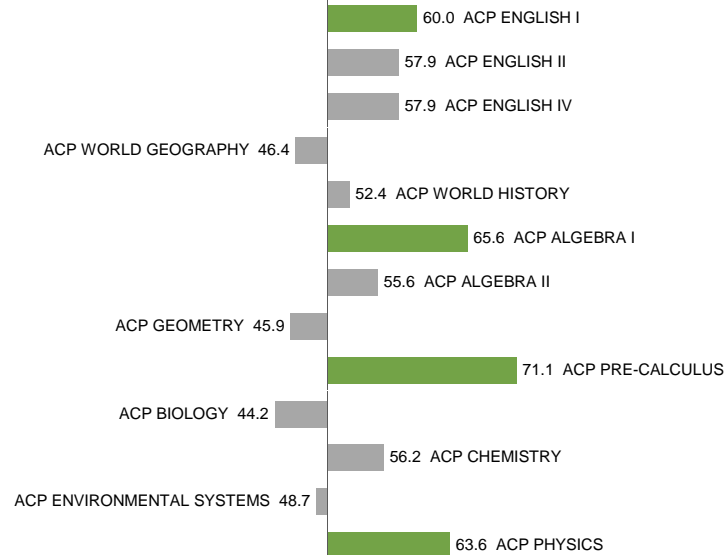
Due to the COVID-19 emergency closure, data were available for a limited number of components of the overall SEI. An overall SEI cannot be computed. Statistics provided here are for information only.

2019-20 School Effectiveness Index (SEI) Detail

85-KATHLYN J. GILLIAM COLLEGIATE ACADEMY

Core ACP

Schoolwide



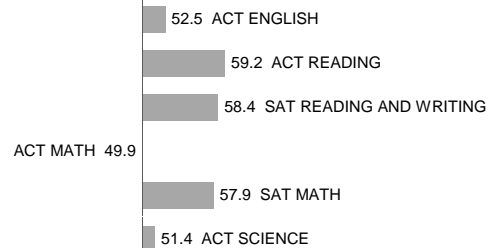
Other ACP

Schoolwide

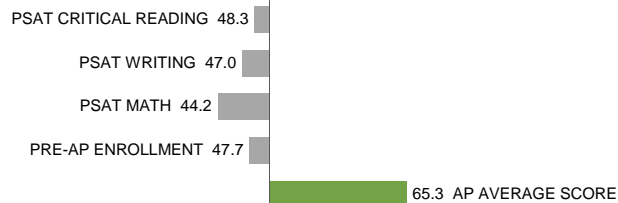
59.7 ACP SPANISH

Other

Grade 12



Schoolwide



NOTES: Component SEIs (e.g. Grade 5 STAAR Reading, PSAT Writing) each have average 50 and standard deviation 10; an "average" component SEI is 40 to 60. Component SEIs are computed only if at least eight test results are available.

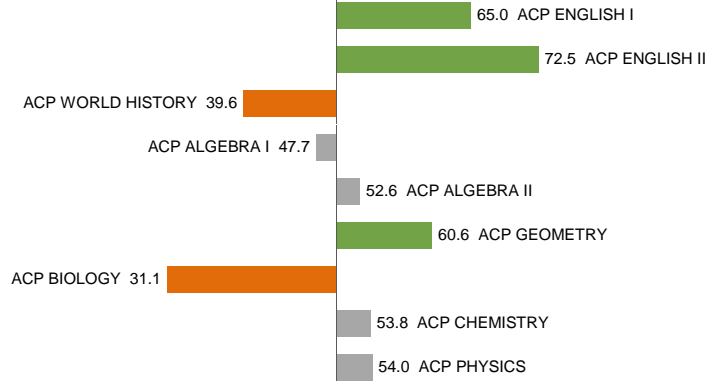
Due to the COVID-19 emergency closure, data were available for a limited number of components of the overall SEI. An overall SEI cannot be computed. Statistics provided here are for information only.

2019-20 School Effectiveness Index (SEI) Detail

88--TRINIDAD GARZA EARLY COLLEGE HIGH SCHOOL

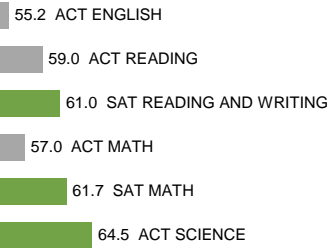
Core ACP

Schoolwide

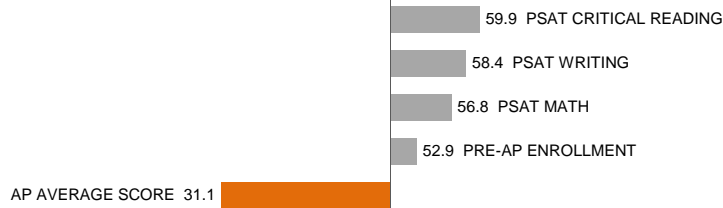


Other

Grade 12



Schoolwide



NOTES: Component SEIs (e.g. Grade 5 STAAR Reading, PSAT Writing) each have average 50 and standard deviation 10; an "average" component SEI is 40 to 60. Component SEIs are computed only if at least eight test results are available.

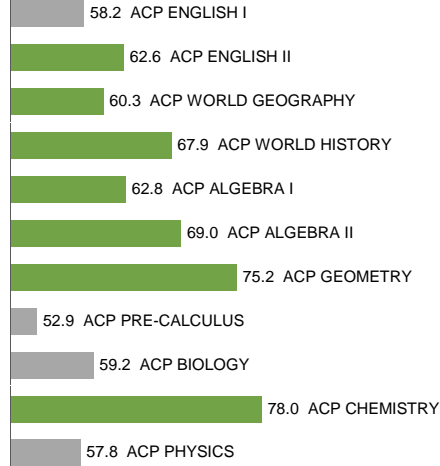
Due to the COVID-19 emergency closure, data were available for a limited number of components of the overall SEI. An overall SEI cannot be computed. Statistics provided here are for information only.

2019-20 School Effectiveness Index (SEI) Detail

90–W.L. LASSITER, JR. EARLY COLLEGE HIGH SCHOOL AT EL CENTRO COLLEGE

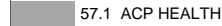
Core ACP

Schoolwide




Other ACP

Schoolwide

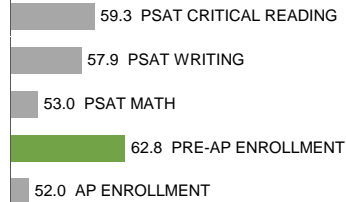


Other

Grade 12



Schoolwide



AP AVERAGE SCORE 49.8

NOTES: Component SEIs (e.g. Grade 5 STAAR Reading, PSAT Writing) each have average 50 and standard deviation 10; an “average” component SEI is 40 to 60. Component SEIs are computed only if at least eight test results are available.

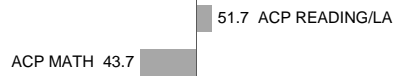
Due to the COVID-19 emergency closure, data were available for a limited number of components of the overall SEI. An overall SEI cannot be computed. Statistics provided here are for information only.

2019-20 School Effectiveness Index (SEI) Detail

134—GEORGE B. DEALEY MONTESSORI ACADEMY

Core ACP

Grade 1



Grade 2



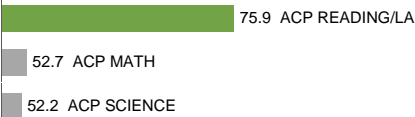
Grade 3



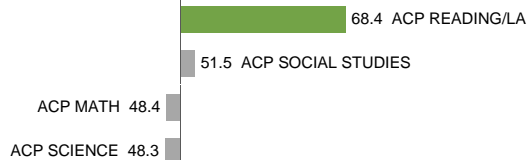
Grade 4



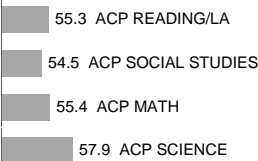
Grade 5



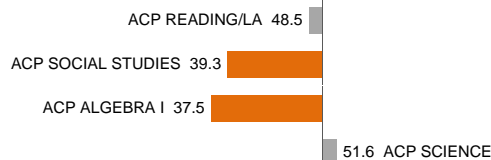
Grade 6



Grade 7



Grade 8



Other ACP

Grade 8



NOTES: Component SEIs (e.g. Grade 5 STAAR Reading, PSAT Writing) each have average 50 and standard deviation 10; an "average" component SEI is 40 to 60. Component SEIs are computed only if at least eight test results are available.

Due to the COVID-19 emergency closure, data were available for a limited number of components of the overall SEI. An overall SEI cannot be computed. Statistics provided here are for information only.

2019-20 School Effectiveness Index (SEI) Detail

134—GEORGE B. DEALEY MONTESSORI ACADEMY

Other ACP

Schoolwide


54.5 ACP SPANISH

NOTES: Component SEIs (e.g. Grade 5 STAAR Reading, PSAT Writing) each have average 50 and standard deviation 10; an “average” component SEI is 40 to 60. Component SEIs are computed only if at least eight test results are available.

Due to the COVID-19 emergency closure, data were available for a limited number of components of the overall SEI. An overall SEI cannot be computed. Statistics provided here are for information only.

2019-20 School Effectiveness Index (SEI) Detail

160-PERSONALIZED LEARNING PREPARATORY AT SAM HOUSTON

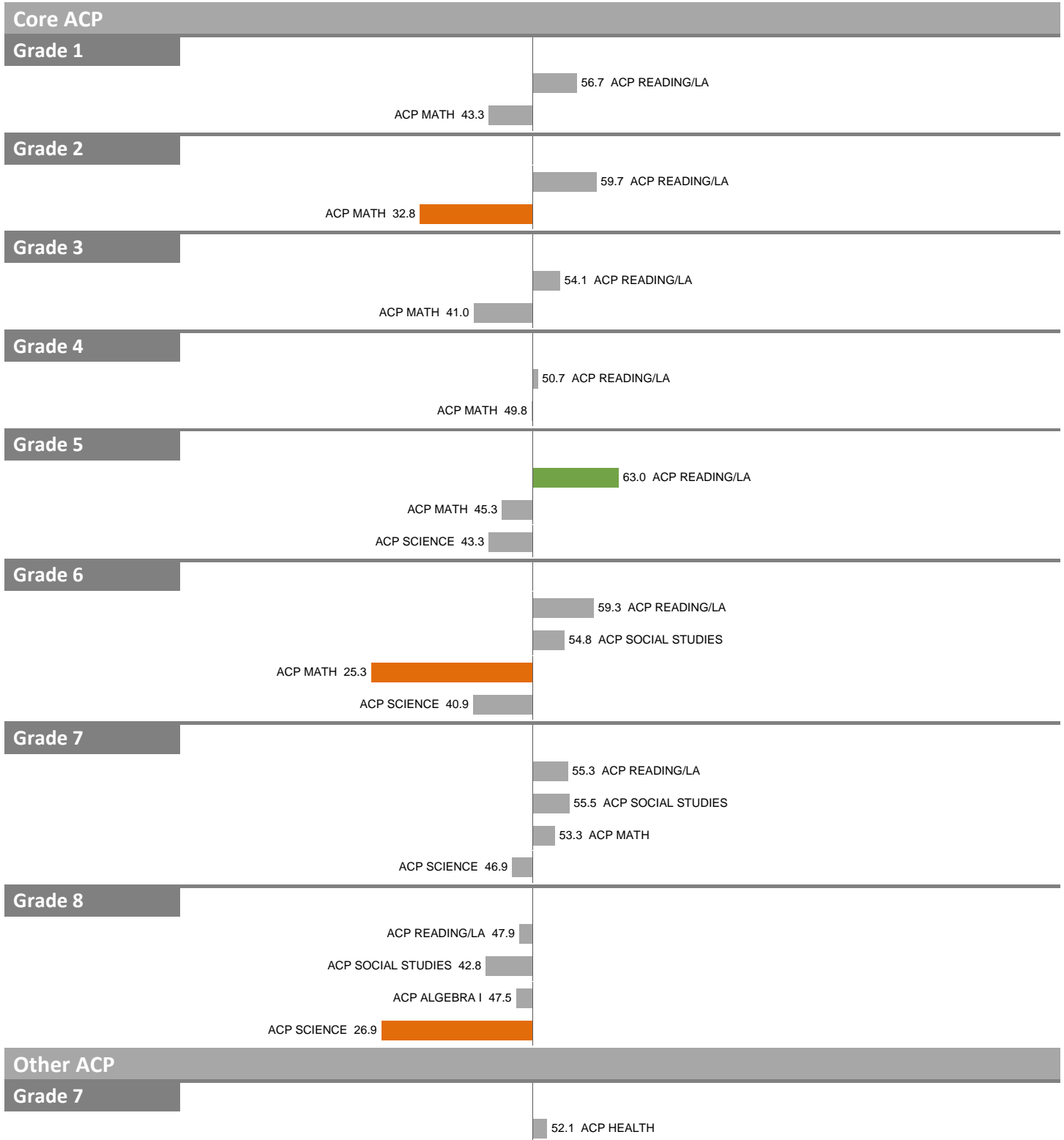


NOTES: Component SEIs (e.g. Grade 5 STAAR Reading, PSAT Writing) each have average 50 and standard deviation 10; an “average” component SEI is 40 to 60. Component SEIs are computed only if at least eight test results are available.

Due to the COVID-19 emergency closure, data were available for a limited number of components of the overall SEI. An overall SEI cannot be computed. Statistics provided here are for information only.

2019-20 School Effectiveness Index (SEI) Detail

212-HARRY STONE MONTESSORI ACADEMY



NOTES: Component SEIs (e.g. Grade 5 STAAR Reading, PSAT Writing) each have average 50 and standard deviation 10; an “average” component SEI is 40 to 60. Component SEIs are computed only if at least eight test results are available.

Due to the COVID-19 emergency closure, data were available for a limited number of components of the overall SEI. An overall SEI cannot be computed. Statistics provided here are for information only.

2019-20 School Effectiveness Index (SEI) Detail

212-HARRY STONE MONTESSORI ACADEMY

Other ACP

Grade 8

ACP HEALTH 44.1

Schoolwide

ACP SPANISH 36.9


55.5 ACP COMPUTER SCIENCE

NOTES: Component SEIs (e.g. Grade 5 STAAR Reading, PSAT Writing) each have average 50 and standard deviation 10; an "average" component SEI is 40 to 60. Component SEIs are computed only if at least eight test results are available.

Due to the COVID-19 emergency closure, data were available for a limited number of components of the overall SEI. An overall SEI cannot be computed. Statistics provided here are for information only.

2019-20 School Effectiveness Index (SEI) Detail

217–WILLIAM B. TRAVIS VANGUARD ACADEMY OF THE ACADEMICALLY TALENTED AND GIFTED



NOTES: Component SEIs (e.g. Grade 5 STAAR Reading, PSAT Writing) each have average 50 and standard deviation 10; an “average” component SEI is 40 to 60. Component SEIs are computed only if at least eight test results are available.

Due to the COVID-19 emergency closure, data were available for a limited number of components of the overall SEI. An overall SEI cannot be computed. Statistics provided here are for information only.

2019-20 School Effectiveness Index (SEI) Detail

270-EDUARDO MATA MONTESSORI SCHOOL

Core ACP

Grade 1

50.0 ACP READING/LA

ACP MATH 38.0

Grade 2

ACP READING/LA 49.8

ACP MATH 34.0

Grade 3

ACP READING/LA 48.6

ACP MATH 42.3

Grade 4

ACP READING/LA 43.2

ACP MATH 22.2

Grade 5

ACP READING/LA 38.2

ACP MATH 31.7

ACP SCIENCE 36.5

Grade 6

63.9 ACP READING/LA

ACP SOCIAL STUDIES 48.7

ACP MATH 48.7

ACP SCIENCE 43.4

Grade 7

56.2 ACP READING/LA

ACP SOCIAL STUDIES 44.8

ACP MATH 46.5

66.1 ACP SCIENCE

Other ACP

Grade 7

52.4 ACP HEALTH

Schoolwide


ACP SPANISH 42.4

NOTES: Component SEIs (e.g. Grade 5 STAAR Reading, PSAT Writing) each have average 50 and standard deviation 10; an "average" component SEI is 40 to 60. Component SEIs are computed only if at least eight test results are available.

Due to the COVID-19 emergency closure, data were available for a limited number of components of the overall SEI. An overall SEI cannot be computed. Statistics provided here are for information only.

2019-20 School Effectiveness Index (SEI) Detail

306—SOLAR PREPARATORY SCHOOL FOR GIRLS AT JAMES B. BONHAM

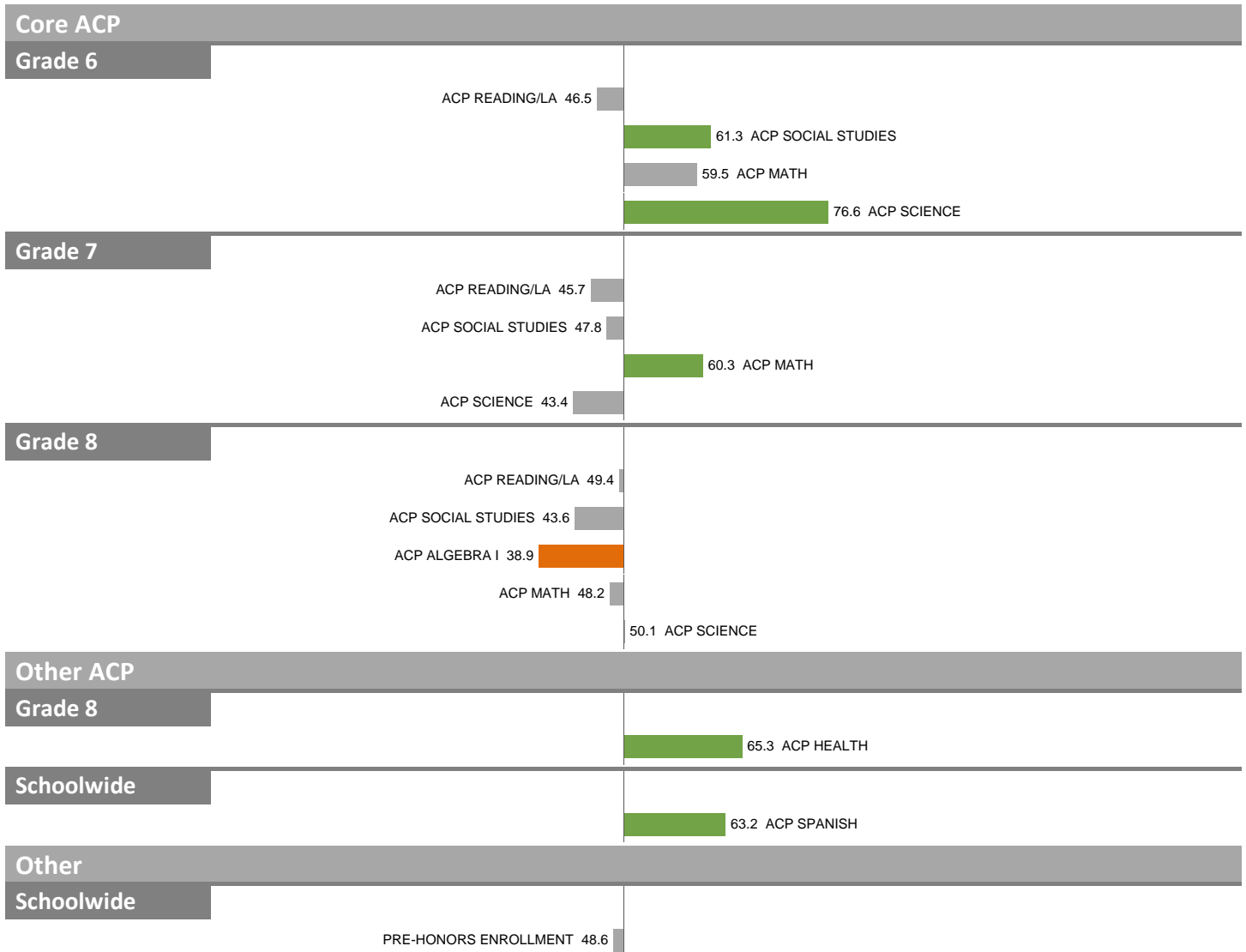


NOTES: Component SEIs (e.g. Grade 5 STAAR Reading, PSAT Writing) each have average 50 and standard deviation 10; an “average” component SEI is 40 to 60. Component SEIs are computed only if at least eight test results are available.

Due to the COVID-19 emergency closure, data were available for a limited number of components of the overall SEI. An overall SEI cannot be computed. Statistics provided here are for information only.

2019-20 School Effectiveness Index (SEI) Detail

360–STEAM MIDDLE SCHOOL AT D.A. HULCY

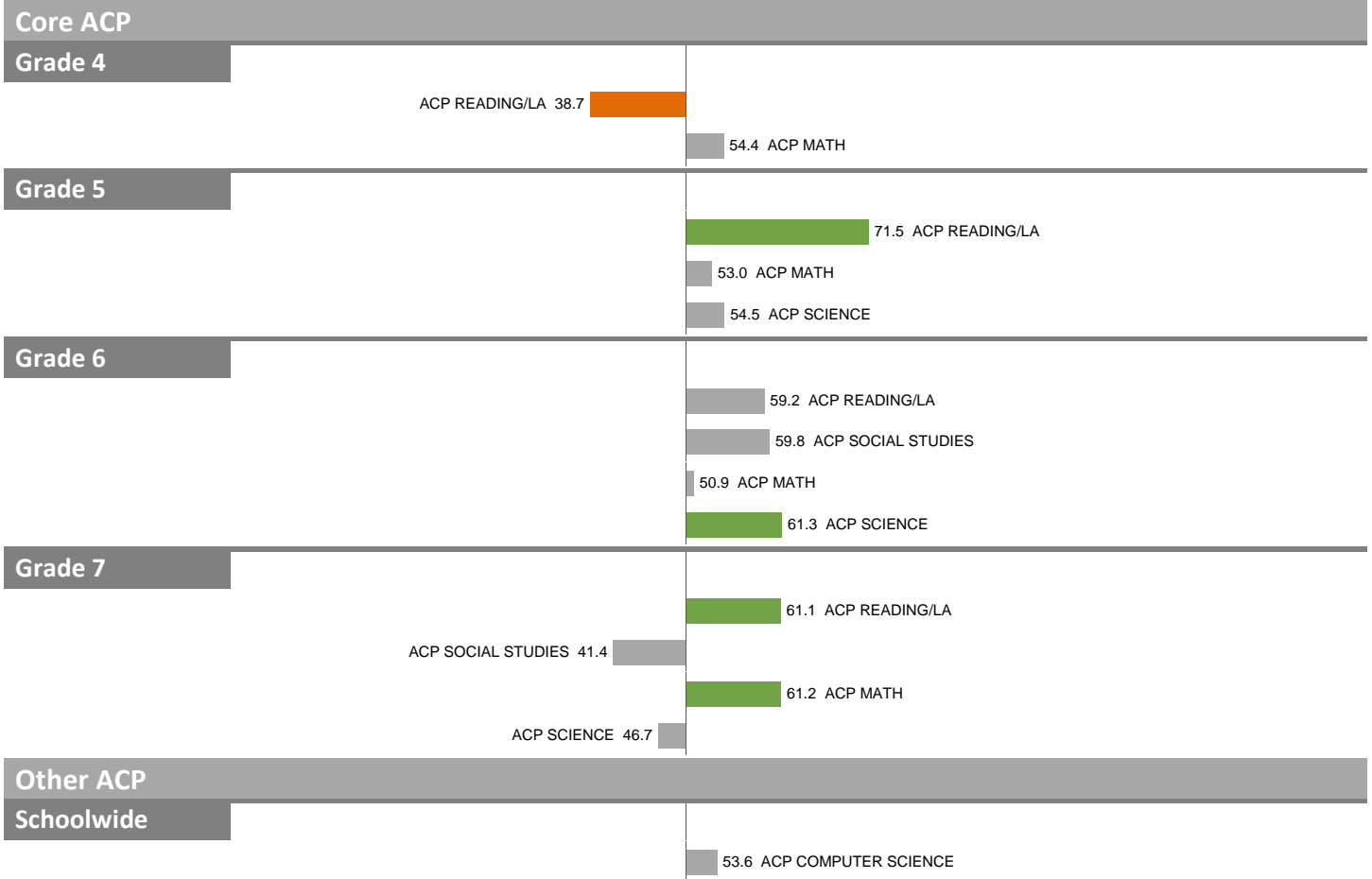


NOTES: Component SEIs (e.g. Grade 5 STAAR Reading, PSAT Writing) each have average 50 and standard deviation 10; an “average” component SEI is 40 to 60. Component SEIs are computed only if at least eight test results are available.

Due to the COVID-19 emergency closure, data were available for a limited number of components of the overall SEI. An overall SEI cannot be computed. Statistics provided here are for information only.

2019-20 School Effectiveness Index (SEI) Detail

363—SCHOOL FOR THE TALENTED AND GIFTED IN PLEASANT GROVE



NOTES: Component SEIs (e.g. Grade 5 STAAR Reading, PSAT Writing) each have average 50 and standard deviation 10; an “average” component SEI is 40 to 60. Component SEIs are computed only if at least eight test results are available.

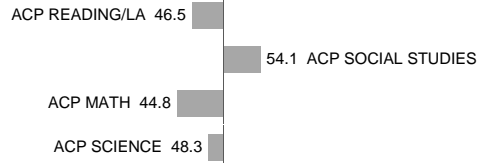
Due to the COVID-19 emergency closure, data were available for a limited number of components of the overall SEI. An overall SEI cannot be computed. Statistics provided here are for information only.

2019-20 School Effectiveness Index (SEI) Detail

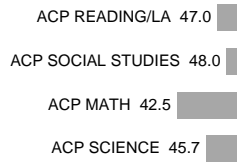
381-BARACK OBAMA MALE LEADERSHIP ACADEMY AT A. MACEO SMITH

Core ACP

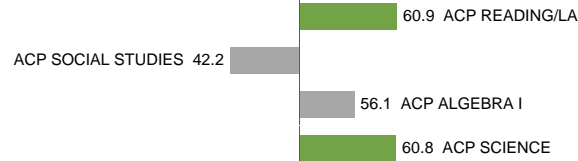
Grade 6



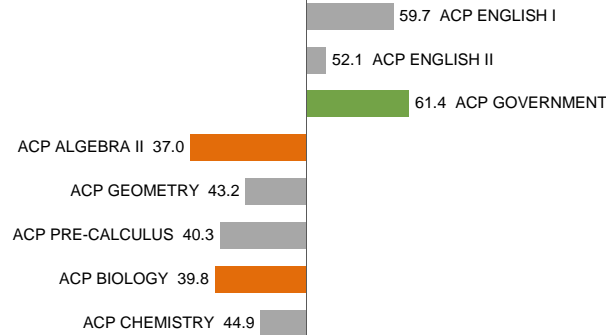
Grade 7



Grade 8

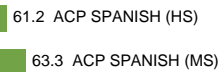


Schoolwide



Other ACP

Schoolwide



NOTES: Component SEIs (e.g. Grade 5 STAAR Reading, PSAT Writing) each have average 50 and standard deviation 10; an "average" component SEI is 40 to 60. Component SEIs are computed only if at least eight test results are available.

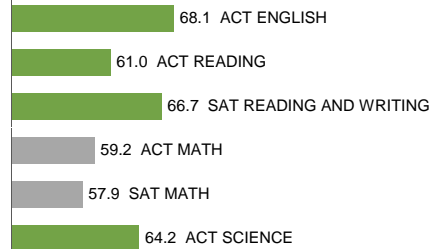
Due to the COVID-19 emergency closure, data were available for a limited number of components of the overall SEI. An overall SEI cannot be computed. Statistics provided here are for information only.

2019-20 School Effectiveness Index (SEI) Detail

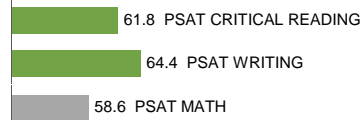
381–BARACK OBAMA MALE LEADERSHIP ACADEMY AT A. MACEO SMITH

Other

Grade 12



Schoolwide



NOTES: Component SEIs (e.g. Grade 5 STAAR Reading, PSAT Writing) each have average 50 and standard deviation 10; an “average” component SEI is 40 to 60. Component SEIs are computed only if at least eight test results are available.

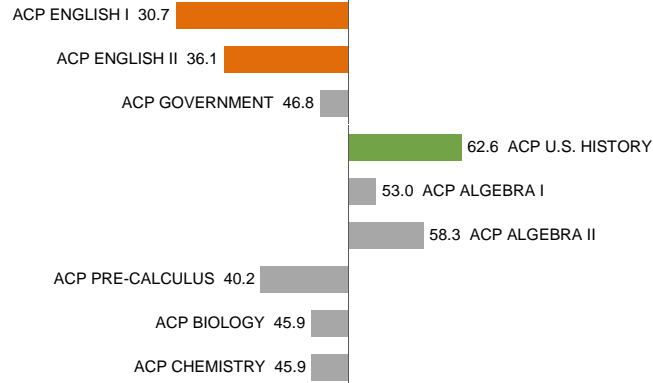
Due to the COVID-19 emergency closure, data were available for a limited number of components of the overall SEI. An overall SEI cannot be computed. Statistics provided here are for information only.

2019-20 School Effectiveness Index (SEI) Detail

382-INNOVATION, DESIGN, ENTREPRENEURSHIP ACADEMY AT J.W. FANNIN

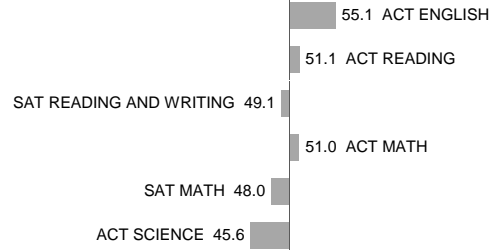
Core ACP

Schoolwide

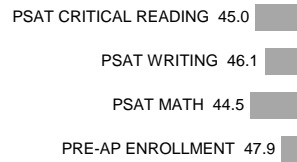


Other

Grade 12



Schoolwide



NOTES: Component SEIs (e.g. Grade 5 STAAR Reading, PSAT Writing) each have average 50 and standard deviation 10; an "average" component SEI is 40 to 60. Component SEIs are computed only if at least eight test results are available.

Due to the COVID-19 emergency closure, data were available for a limited number of components of the overall SEI. An overall SEI cannot be computed. Statistics provided here are for information only.

2019-20 School Effectiveness Index (SEI) Detail

384–SUDIE L. WILLIAMS TALENTED AND GIFTED ACADEMY



NOTES: Component SEIs (e.g. Grade 5 STAAR Reading, PSAT Writing) each have average 50 and standard deviation 10; an “average” component SEI is 40 to 60. Component SEIs are computed only if at least eight test results are available.