

2021-22 School Effectiveness Index (SEI) Detail

101-JOHN Q. ADAMS ELEMENTARY SCHOOL

Overall SEI: 45.4

MAP Growth

Grade 1

52.6 MAP GROWTH READING
50.8 MAP GROWTH MATH

Grade 2

MAP GROWTH READING 34.0
MAP GROWTH MATH 38.7

STAAR

Grade 3

STAAR READING 42.1
STAAR MATH 46.9

Grade 4

STAAR READING 46.3
57.4 STAAR MATH

Grade 5

STAAR READING 36.8
STAAR MATH 44.3
STAAR SCIENCE 42.8

Core ACP

Grade 3

ACP READING/LA 47.7
ACP MATH 39.5

Grade 4

ACP READING/LA 40.0
51.7 ACP MATH

Grade 5

ACP READING/LA 32.3
ACP MATH 43.5
ACP SCIENCE 40.4

NOTES: "Overall SEI" has average 50 and standard deviation 5; an "average" overall SEI is 45 to 55. Component SEIs (e.g. Grade 5 STAAR Reading, PSAT Writing) each have average 50 and standard deviation 10; an "average" component SEI is 40 to 60. Component SEIs are computed only if at least eight test results are available.

2021-22 School Effectiveness Index (SEI) Detail

103—GABE P. ALLEN CHARTER SCHOOL

Overall SEI: 46.6

MAP Growth

Grade 1

MAP GROWTH READING 36.6

MAP GROWTH MATH 47.2

Grade 2

60.8 MAP GROWTH READING

55.0 MAP GROWTH MATH

STAAR

Grade 3

STAAR READING 40.8

STAAR MATH 43.2

Grade 4

STAAR READING 40.5

STAAR MATH 41.1

Grade 5

STAAR READING 42.0

STAAR MATH 48.0

STAAR SCIENCE 47.0

Grade 6

STAAR READING 49.3

54.9 STAAR MATH

Core ACP

Grade 3

ACP READING/LA 38.9

ACP MATH 40.9

Grade 4

ACP READING/LA 39.2

ACP MATH 47.6

Grade 5

ACP READING/LA 48.7

ACP MATH 38.0

ACP SCIENCE 41.0

Grade 6

ACP READING/LA 40.6

51.7 ACP SOCIAL STUDIES

50.5 ACP MATH


ACP SCIENCE 35.1

NOTES: "Overall SEI" has average 50 and standard deviation 5; an "average" overall SEI is 45 to 55. Component SEIs (e.g. Grade 5 STAAR Reading, PSAT Writing) each have average 50 and standard deviation 10; an "average" component SEI is 40 to 60. Component SEIs are computed only if at least eight test results are available.

2021-22 School Effectiveness Index (SEI) Detail

104–WILLIAM M. ANDERSON ELEMENTARY SCHOOL

Overall SEI: 53.3




NOTES: "Overall SEI" has average 50 and standard deviation 5; an "average" overall SEI is 45 to 55. Component SEIs (e.g. Grade 5 STAAR Reading, PSAT Writing) each have average 50 and standard deviation 10; an "average" component SEI is 40 to 60. Component SEIs are computed only if at least eight test results are available.

2021-22 School Effectiveness Index (SEI) Detail


105-ARCADIA PARK ELEMENTARY SCHOOL

Overall SEI: 50.9


MAP Growth



STAAR



Core ACP



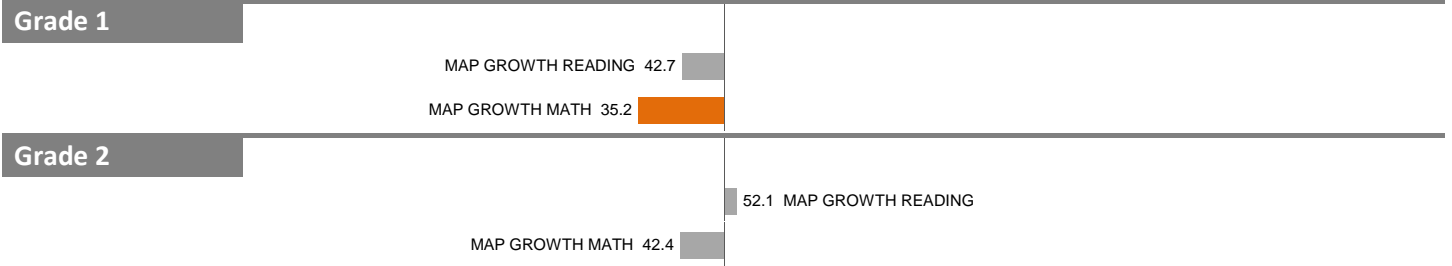
NOTES: "Overall SEI" has average 50 and standard deviation 5; an "average" overall SEI is 45 to 55. Component SEIs (e.g. Grade 5 STAAR Reading, PSAT Writing) each have average 50 and standard deviation 10; an "average" component SEI is 40 to 60. Component SEIs are computed only if at least eight test results are available.

2021-22 School Effectiveness Index (SEI) Detail

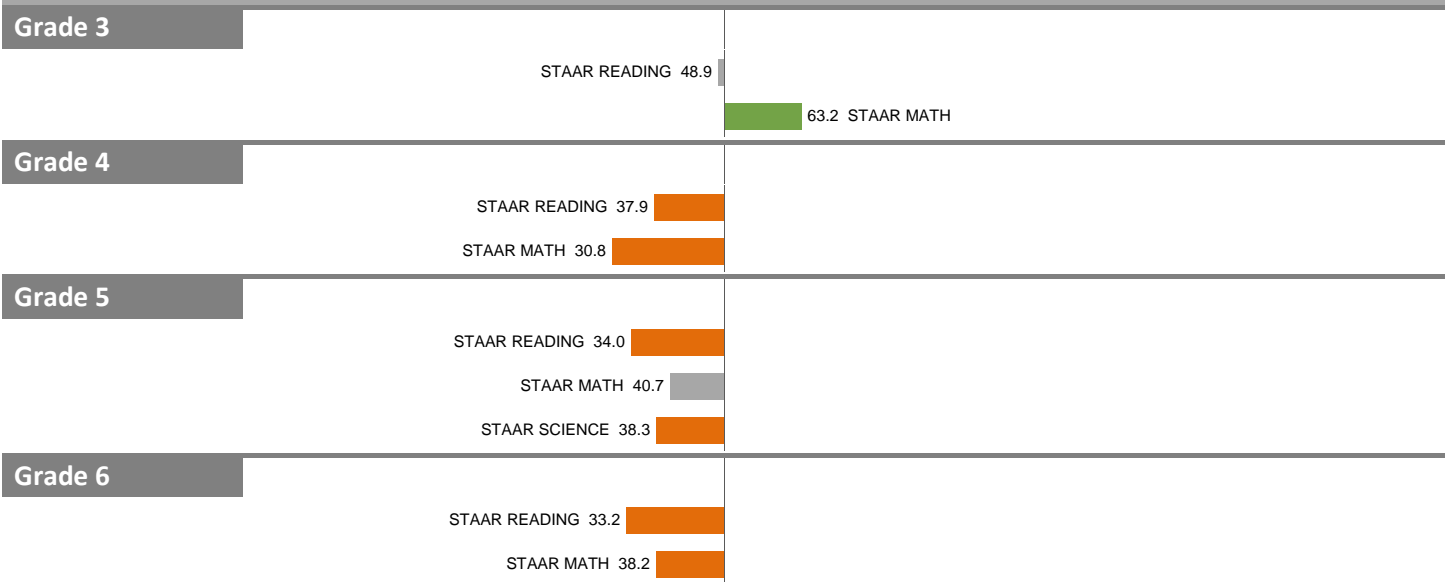
107-JOSE "JOE" MAY ELEMENTARY SCHOOL

Overall SEI: 43.1

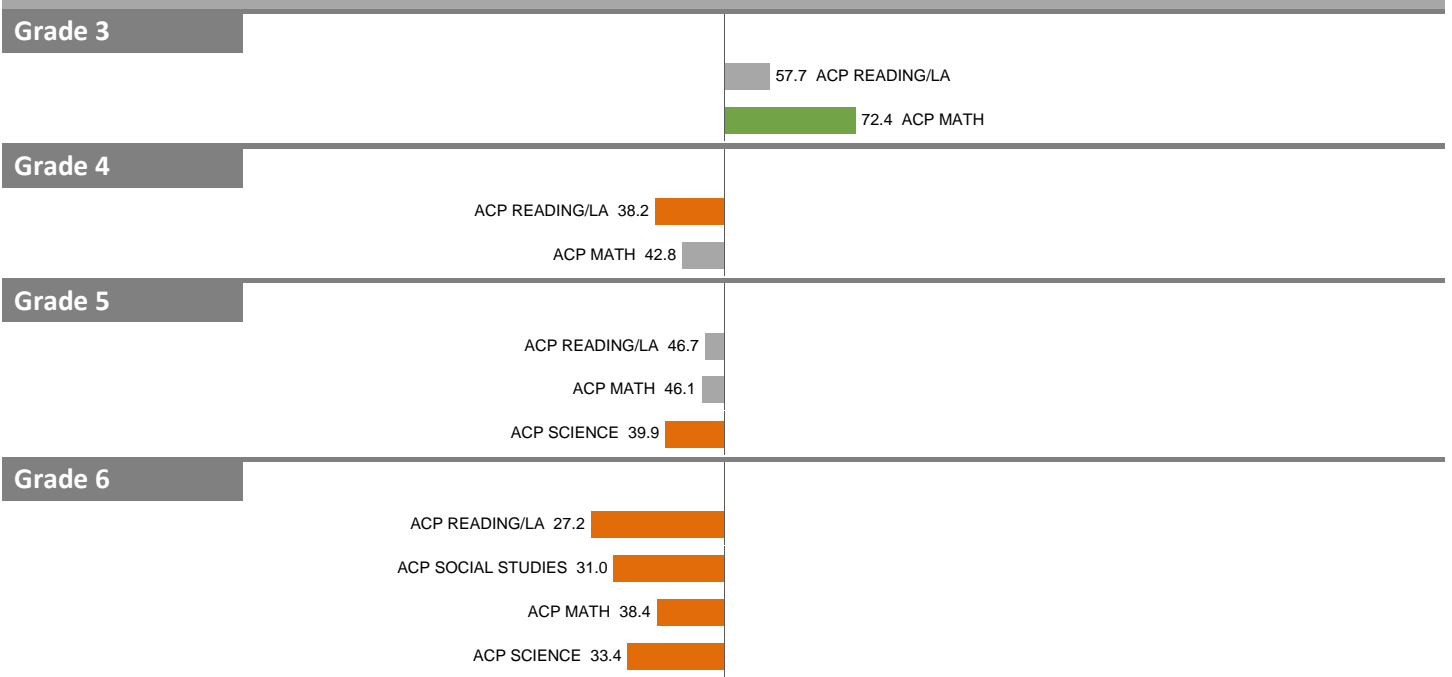
MAP Growth



STAAR



Core ACP

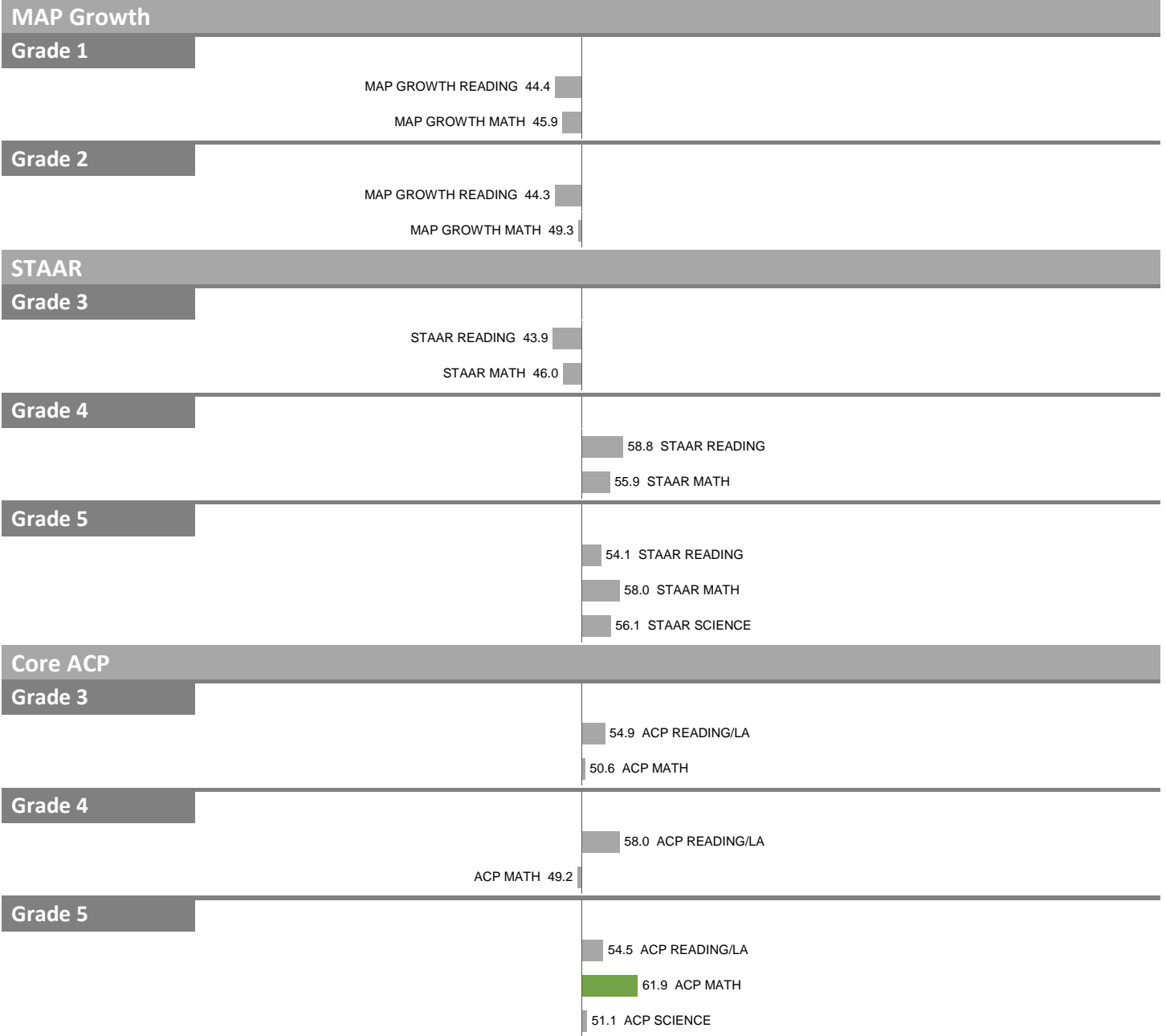


NOTES: "Overall SEI" has average 50 and standard deviation 5; an "average" overall SEI is 45 to 55. Component SEIs (e.g. Grade 5 STAAR Reading, PSAT Writing) each have average 50 and standard deviation 10; an "average" component SEI is 40 to 60. Component SEIs are computed only if at least eight test results are available.

2021-22 School Effectiveness Index (SEI) Detail

108-BAYLES ELEMENTARY SCHOOL

Overall SEI: 50.7



NOTES: "Overall SEI" has average 50 and standard deviation 5; an "average" overall SEI is 45 to 55. Component SEIs (e.g. Grade 5 STAAR Reading, PSAT Writing) each have average 50 and standard deviation 10; an "average" component SEI is 40 to 60. Component SEIs are computed only if at least eight test results are available.

2021-22 School Effectiveness Index (SEI) Detail

109–WILLIAM A. BLAIR ELEMENTARY SCHOOL

Overall SEI: 51.9

MAP Growth

Grade 1

MAP GROWTH READING 46.1

MAP GROWTH MATH 39.4

Grade 2

54.8 MAP GROWTH READING

MAP GROWTH MATH 37.8

STAAR

Grade 3

50.9 STAAR READING

STAAR MATH 49.1

Grade 4

62.2 STAAR READING

53.5 STAAR MATH

Grade 5

59.1 STAAR READING

55.1 STAAR MATH

55.6 STAAR SCIENCE

Core ACP

Grade 3

79.6 ACP READING/LA

50.3 ACP MATH

Grade 4

66.2 ACP READING/LA

66.9 ACP MATH

Grade 5

51.8 ACP READING/LA

53.8 ACP MATH


56.7 ACP SCIENCE

NOTES: "Overall SEI" has average 50 and standard deviation 5; an "average" overall SEI is 45 to 55. Component SEIs (e.g. Grade 5 STAAR Reading, PSAT Writing) each have average 50 and standard deviation 10; an "average" component SEI is 40 to 60. Component SEIs are computed only if at least eight test results are available.

2021-22 School Effectiveness Index (SEI) Detail

110--ANNIE WEBB BLANTON ELEMENTARY SCHOOL

Overall SEI: 55.9

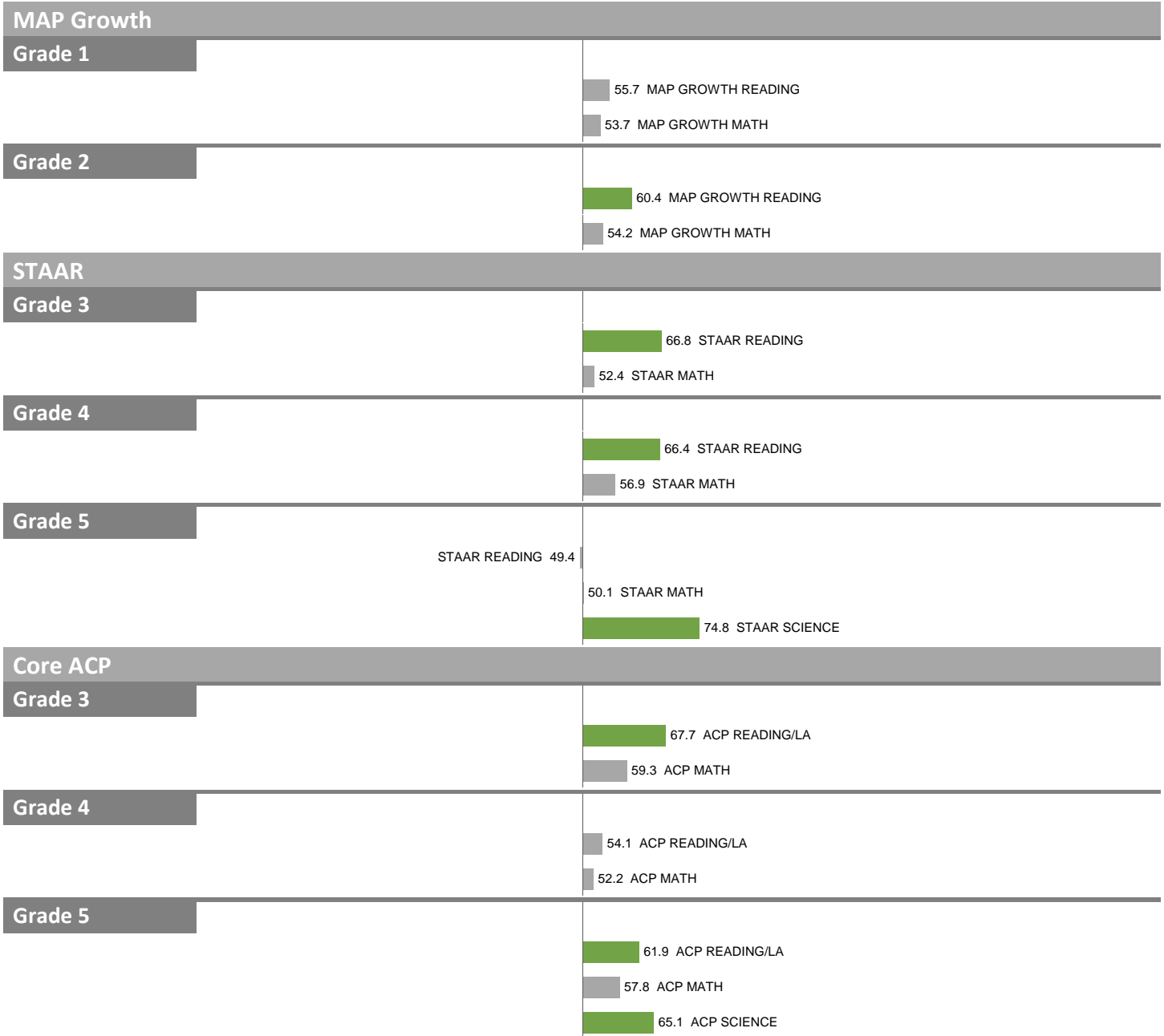


NOTES: "Overall SEI" has average 50 and standard deviation 5; an "average" overall SEI is 45 to 55. Component SEIs (e.g. Grade 5 STAAR Reading, PSAT Writing) each have average 50 and standard deviation 10; an "average" component SEI is 40 to 60. Component SEIs are computed only if at least eight test results are available.

2021-22 School Effectiveness Index (SEI) Detail

112-JAMES BOWIE ELEMENTARY SCHOOL

Overall SEI: 56.6



NOTES: "Overall SEI" has average 50 and standard deviation 5; an "average" overall SEI is 45 to 55. Component SEIs (e.g. Grade 5 STAAR Reading, PSAT Writing) each have average 50 and standard deviation 10; an "average" component SEI is 40 to 60. Component SEIs are computed only if at least eight test results are available.

2021-22 School Effectiveness Index (SEI) Detail

114-JOHN NEELY BRYAN ELEMENTARY SCHOOL

Overall SEI: 48.7

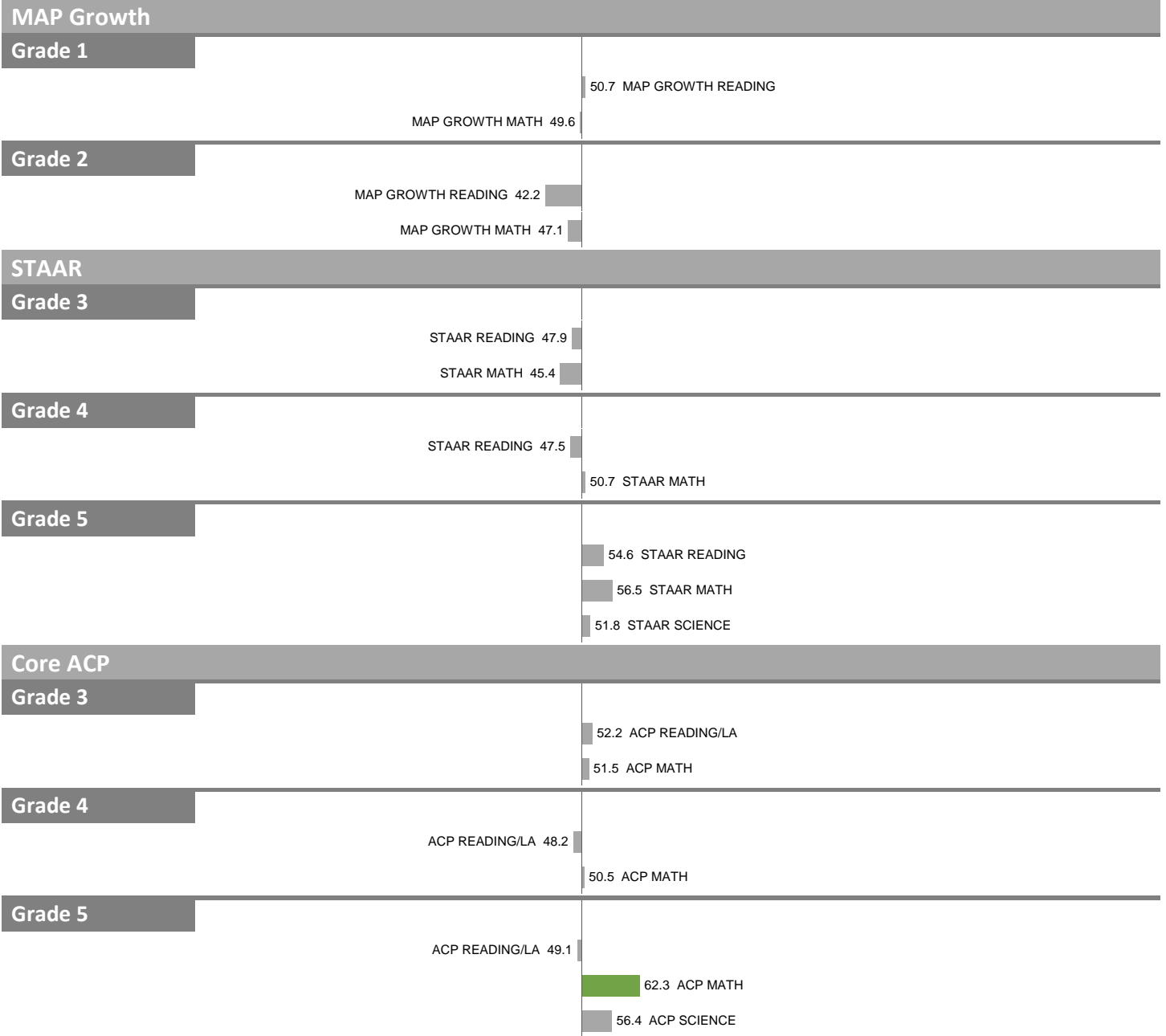


NOTES: "Overall SEI" has average 50 and standard deviation 5; an "average" overall SEI is 45 to 55. Component SEIs (e.g. Grade 5 STAAR Reading, PSAT Writing) each have average 50 and standard deviation 10; an "average" component SEI is 40 to 60. Component SEIs are computed only if at least eight test results are available.

2021-22 School Effectiveness Index (SEI) Detail

115–HARRELL BUDD ELEMENTARY SCHOOL

Overall SEI: 49.8



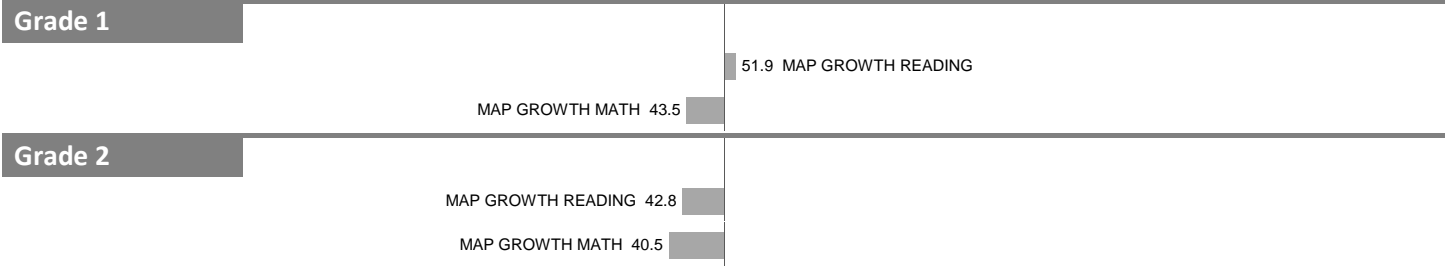
NOTES: "Overall SEI" has average 50 and standard deviation 5; an "average" overall SEI is 45 to 55. Component SEIs (e.g. Grade 5 STAAR Reading, PSAT Writing) each have average 50 and standard deviation 10; an "average" component SEI is 40 to 60. Component SEIs are computed only if at least eight test results are available.

2021-22 School Effectiveness Index (SEI) Detail

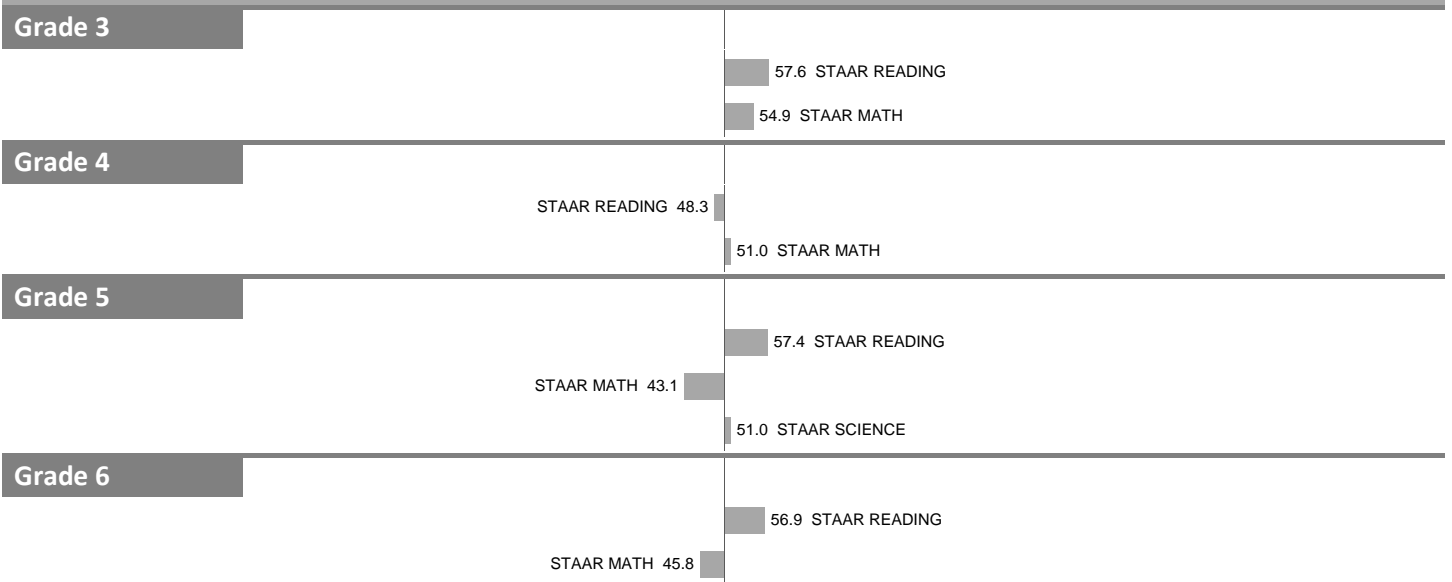
116-DAVID G. BURNET ELEMENTARY SCHOOL

Overall SEI: 49.6


MAP Growth



STAAR



Core ACP



NOTES: "Overall SEI" has average 50 and standard deviation 5; an "average" overall SEI is 45 to 55. Component SEIs (e.g. Grade 5 STAAR Reading, PSAT Writing) each have average 50 and standard deviation 10; an "average" component SEI is 40 to 60. Component SEIs are computed only if at least eight test results are available.

2021-22 School Effectiveness Index (SEI) Detail

117-RUFUS C. BURLESON ELEMENTARY SCHOOL

Overall SEI: 52.5

MAP Growth

Grade 1

MAP GROWTH READING 48.4
53.0 MAP GROWTH MATH

Grade 2

MAP GROWTH READING 42.1
MAP GROWTH MATH 41.4

STAAR

Grade 3

56.5 STAAR READING
59.9 STAAR MATH

Grade 4

60.3 STAAR READING
53.2 STAAR MATH

Grade 5

55.3 STAAR READING
57.4 STAAR MATH
55.0 STAAR SCIENCE

Core ACP

Grade 3

60.1 ACP READING/LA
52.5 ACP MATH

Grade 4

51.3 ACP READING/LA
51.5 ACP MATH

Grade 5

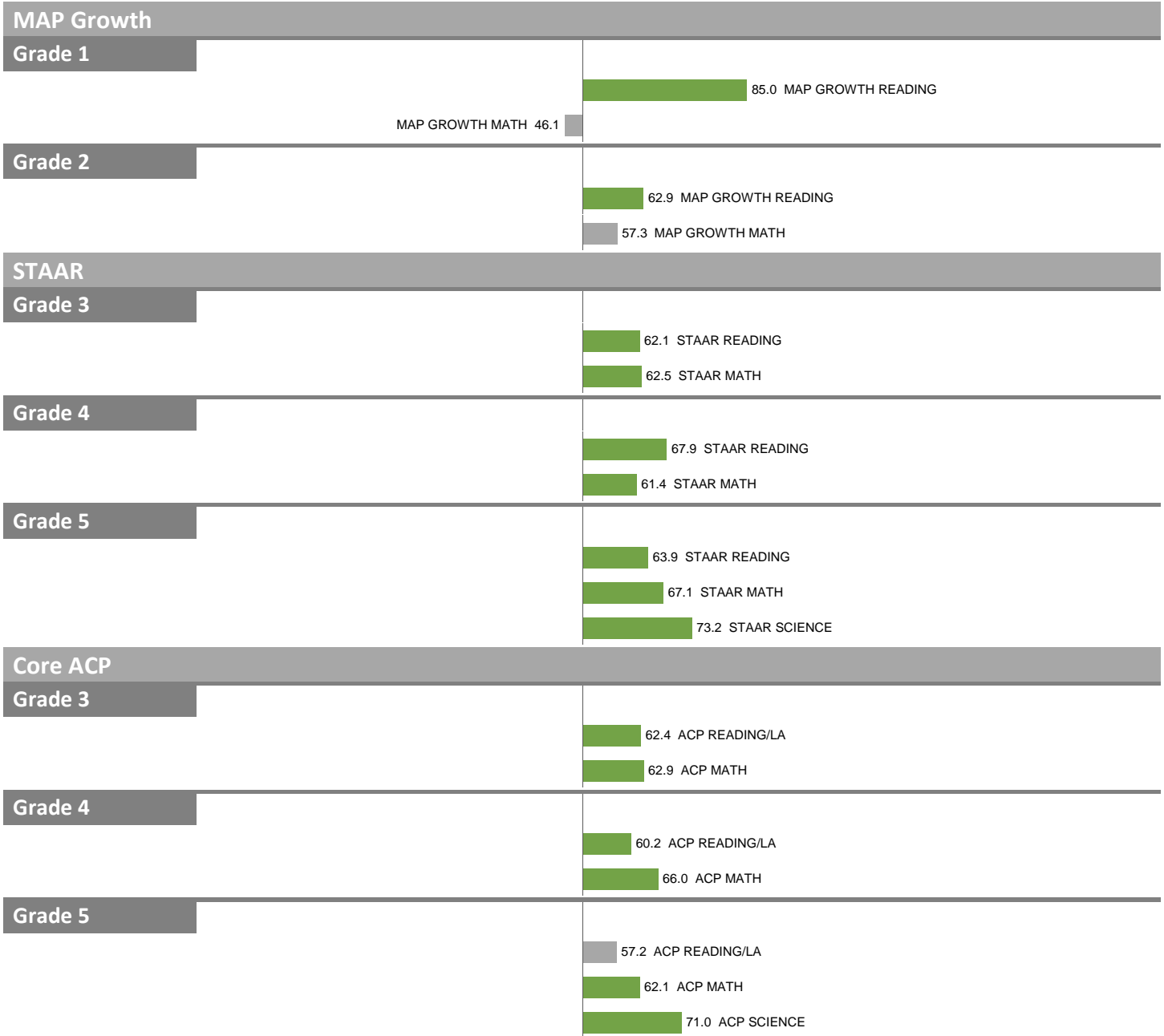
57.4 ACP READING/LA
59.8 ACP MATH
55.1 ACP SCIENCE

NOTES: "Overall SEI" has average 50 and standard deviation 5; an "average" overall SEI is 45 to 55. Component SEIs (e.g. Grade 5 STAAR Reading, PSAT Writing) each have average 50 and standard deviation 10; an "average" component SEI is 40 to 60. Component SEIs are computed only if at least eight test results are available.

2021-22 School Effectiveness Index (SEI) Detail

118–W.W. BUSHMAN ELEMENTARY SCHOOL

Overall SEI: 61.3



NOTES: "Overall SEI" has average 50 and standard deviation 5; an "average" overall SEI is 45 to 55. Component SEIs (e.g. Grade 5 STAAR Reading, PSAT Writing) each have average 50 and standard deviation 10; an "average" component SEI is 40 to 60. Component SEIs are computed only if at least eight test results are available.

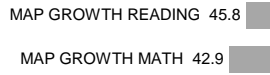
2021-22 School Effectiveness Index (SEI) Detail

119—CHAPEL HILL PREPARATORY SCHOOL

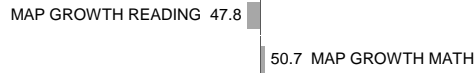
Overall SEI: 43.6

MAP Growth

Grade 1

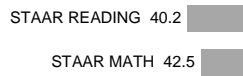


Grade 2

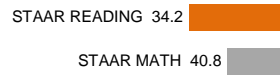


STAAR

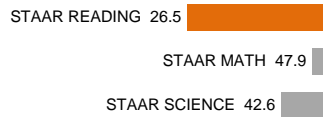
Grade 3



Grade 4

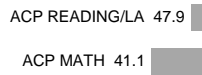


Grade 5

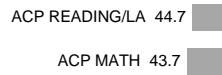


Core ACP

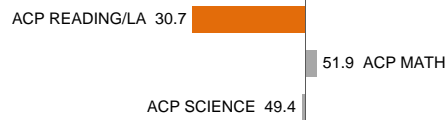
Grade 3



Grade 4



Grade 5

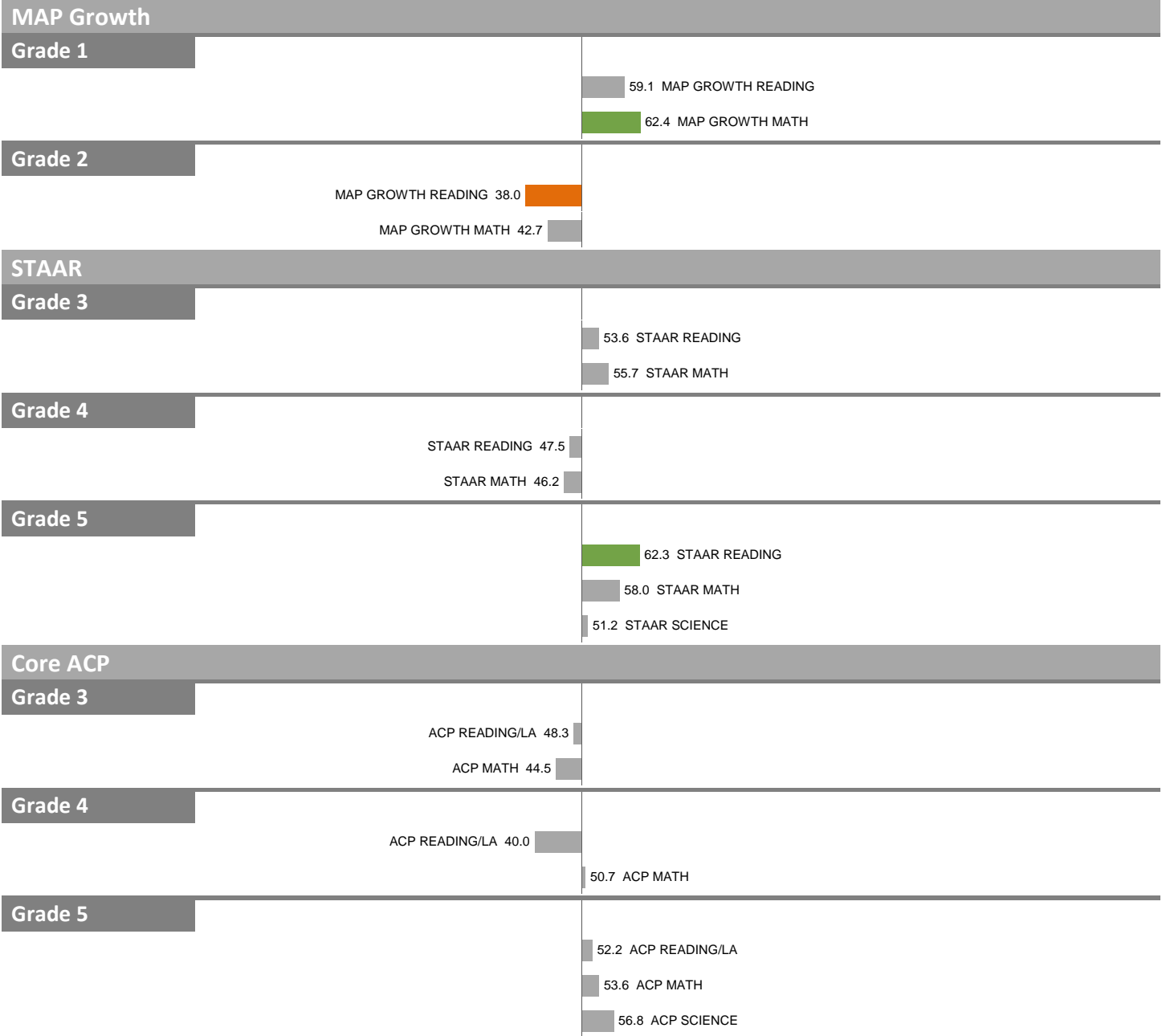


NOTES: "Overall SEI" has average 50 and standard deviation 5; an "average" overall SEI is 45 to 55. Component SEIs (e.g. Grade 5 STAAR Reading, PSAT Writing) each have average 50 and standard deviation 10; an "average" component SEI is 40 to 60. Component SEIs are computed only if at least eight test results are available.

2021-22 School Effectiveness Index (SEI) Detail

120-F.P. CAILLET ELEMENTARY SCHOOL

Overall SEI: 51.4



NOTES: "Overall SEI" has average 50 and standard deviation 5; an "average" overall SEI is 45 to 55. Component SEIs (e.g. Grade 5 STAAR Reading, PSAT Writing) each have average 50 and standard deviation 10; an "average" component SEI is 40 to 60. Component SEIs are computed only if at least eight test results are available.

2021-22 School Effectiveness Index (SEI) Detail

121-JOHN W. CARPENTER ELEMENTARY SCHOOL

Overall SEI: 54.6

MAP Growth

Grade 1

MAP GROWTH READING 42.4

MAP GROWTH MATH 48.5

Grade 2

MAP GROWTH READING 47.1

MAP GROWTH MATH 49.8

STAAR

Grade 3

67.7 STAAR READING

58.4 STAAR MATH

Grade 4

67.4 STAAR READING

52.3 STAAR MATH

Grade 5

73.4 STAAR READING

55.4 STAAR MATH

STAAR SCIENCE 40.5

Core ACP

Grade 3

72.1 ACP READING/LA

ACP MATH 49.9

Grade 4

94.4 ACP READING/LA

ACP MATH 47.1

Grade 5

79.9 ACP READING/LA

54.5 ACP MATH

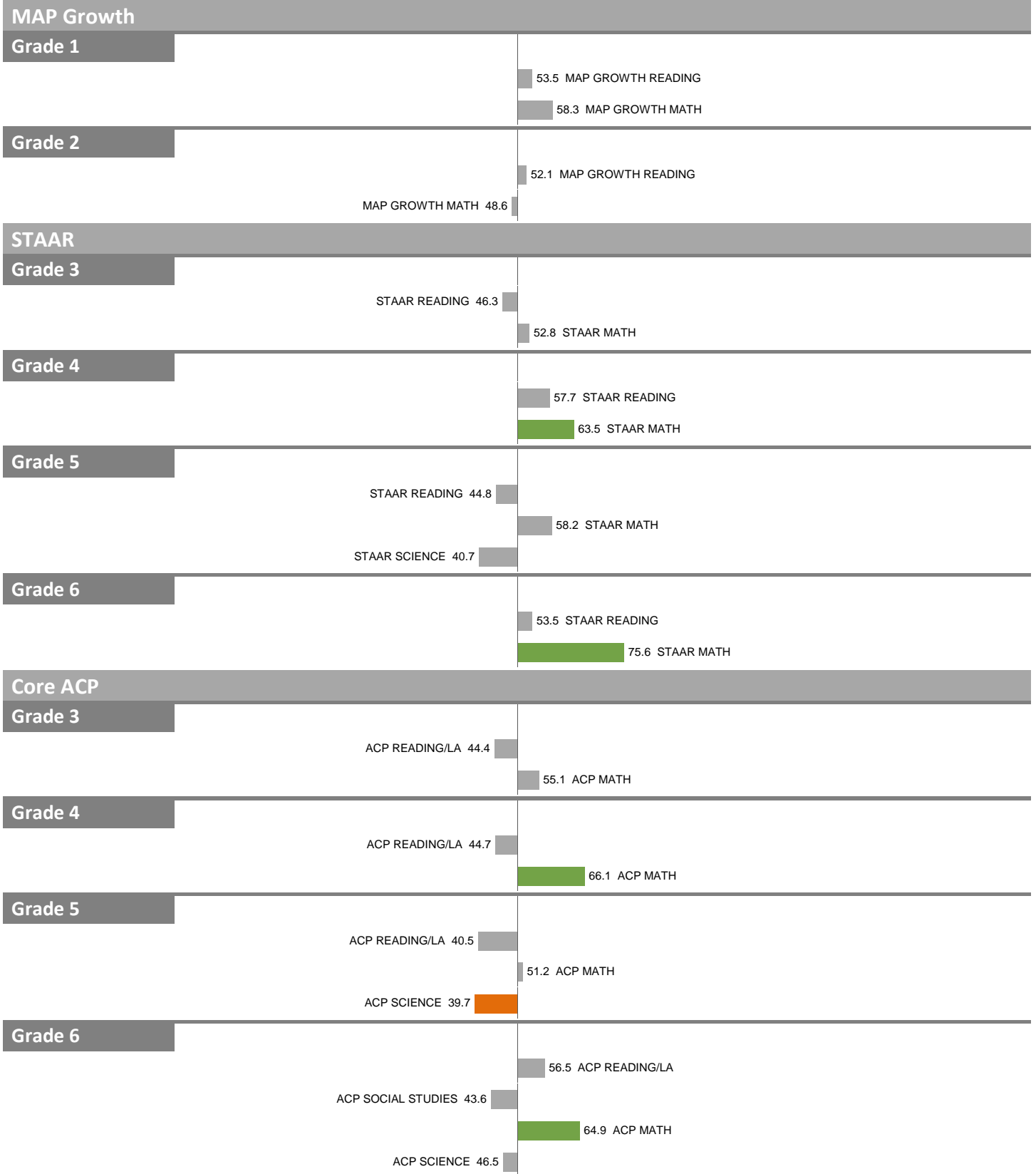
ACP SCIENCE 41.7

NOTES: "Overall SEI" has average 50 and standard deviation 5; an "average" overall SEI is 45 to 55. Component SEIs (e.g. Grade 5 STAAR Reading, PSAT Writing) each have average 50 and standard deviation 10; an "average" component SEI is 40 to 60. Component SEIs are computed only if at least eight test results are available.

2021-22 School Effectiveness Index (SEI) Detail

122-C.F. CARR ELEMENTARY SCHOOL

Overall SEI: 52.7




NOTES: "Overall SEI" has average 50 and standard deviation 5; an "average" overall SEI is 45 to 55. Component SEIs (e.g. Grade 5 STAAR Reading, PSAT Writing) each have average 50 and standard deviation 10; an "average" component SEI is 40 to 60. Component SEIs are computed only if at least eight test results are available.

2021-22 School Effectiveness Index (SEI) Detail

125-CASA VIEW ELEMENTARY SCHOOL

Overall SEI: 48.5

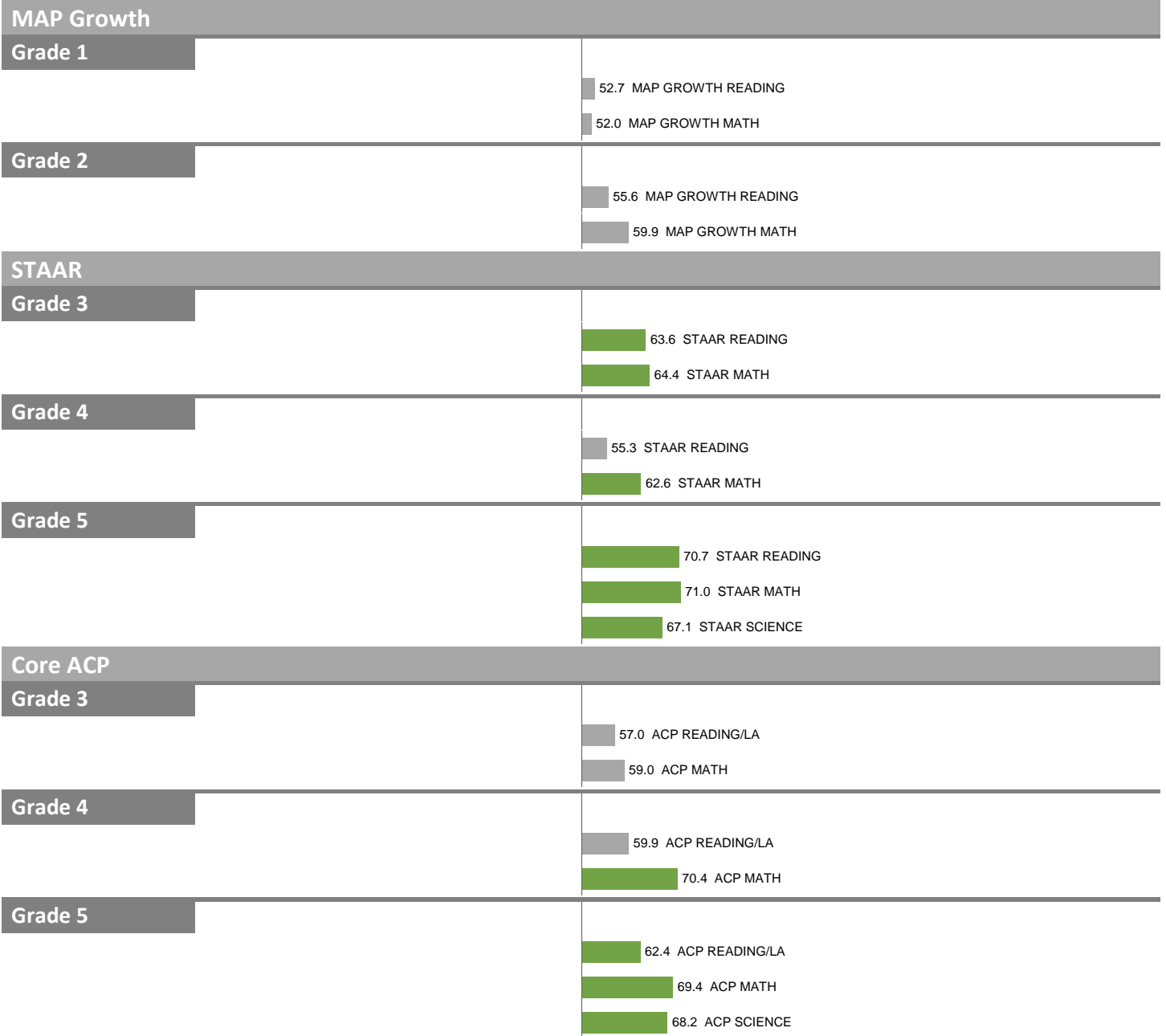


NOTES: "Overall SEI" has average 50 and standard deviation 5; an "average" overall SEI is 45 to 55. Component SEIs (e.g. Grade 5 STAAR Reading, PSAT Writing) each have average 50 and standard deviation 10; an "average" component SEI is 40 to 60. Component SEIs are computed only if at least eight test results are available.

2021-22 School Effectiveness Index (SEI) Detail

126-CENTRAL ELEMENTARY SCHOOL

Overall SEI: 59.2




NOTES: "Overall SEI" has average 50 and standard deviation 5; an "average" overall SEI is 45 to 55. Component SEIs (e.g. Grade 5 STAAR Reading, PSAT Writing) each have average 50 and standard deviation 10; an "average" component SEI is 40 to 60. Component SEIs are computed only if at least eight test results are available.

2021-22 School Effectiveness Index (SEI) Detail


128-DR. MARTIN LUTHER KING JR. ARTS ACADEMY

Overall SEI: 54.3


MAP Growth



STAAR



Core ACP

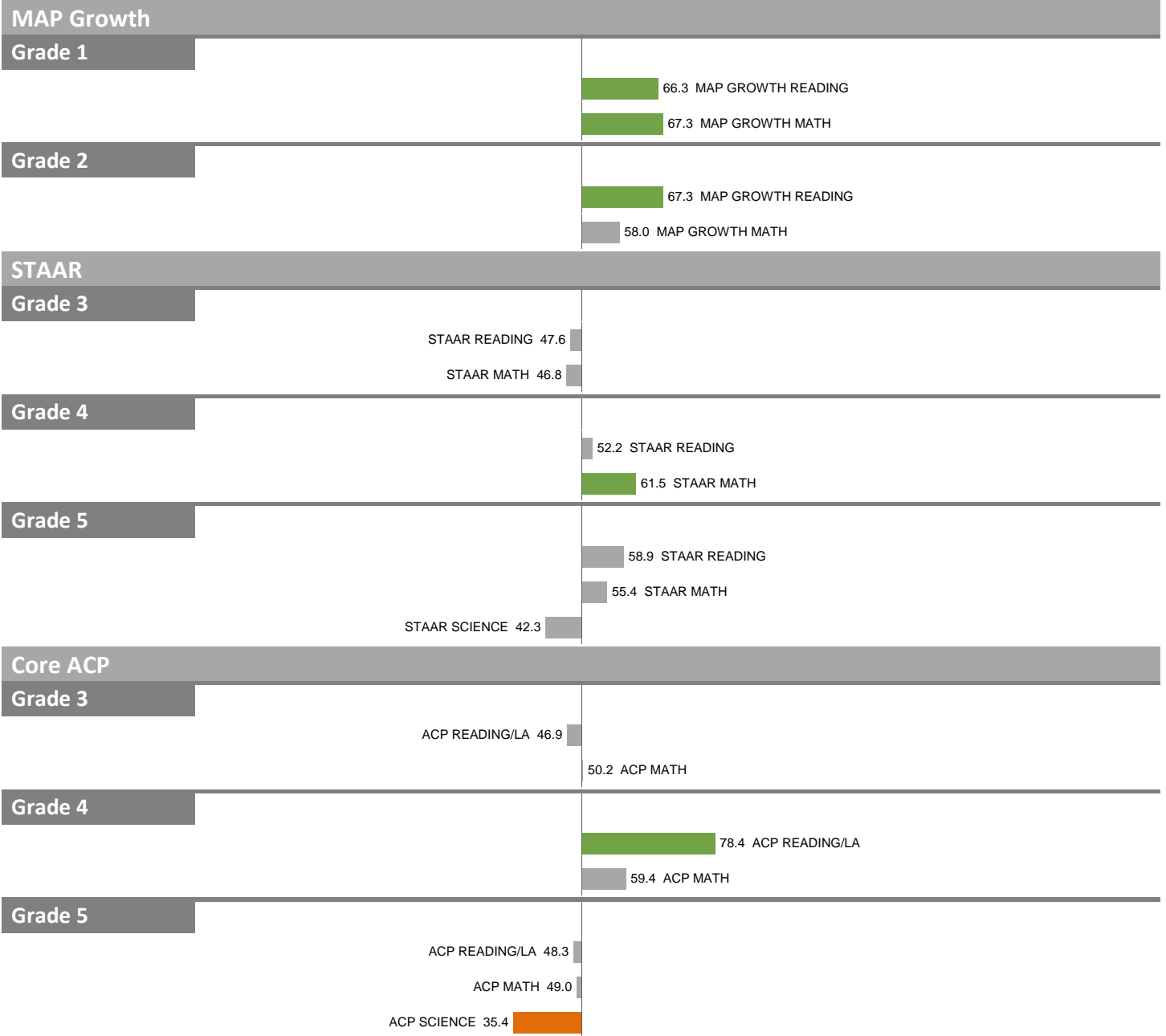


NOTES: "Overall SEI" has average 50 and standard deviation 5; an "average" overall SEI is 45 to 55. Component SEIs (e.g. Grade 5 STAAR Reading, PSAT Writing) each have average 50 and standard deviation 10; an "average" component SEI is 40 to 60. Component SEIs are computed only if at least eight test results are available.

2021-22 School Effectiveness Index (SEI) Detail

129—S.S. CONNER ELEMENTARY SCHOOL

Overall SEI: 54.7



NOTES: "Overall SEI" has average 50 and standard deviation 5; an "average" overall SEI is 45 to 55. Component SEIs (e.g. Grade 5 STAAR Reading, PSAT Writing) each have average 50 and standard deviation 10; an "average" component SEI is 40 to 60. Component SEIs are computed only if at least eight test results are available.

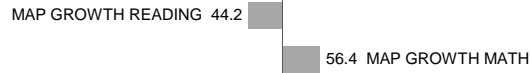
2021-22 School Effectiveness Index (SEI) Detail

130—LEILA P. COWART ELEMENTARY SCHOOL

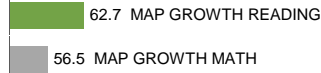
Overall SEI: 52.0

MAP Growth

Grade 1

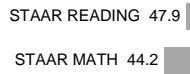


Grade 2

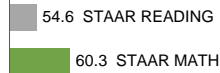


STAAR

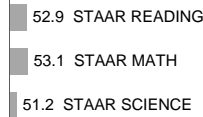
Grade 3



Grade 4



Grade 5

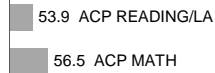


Core ACP

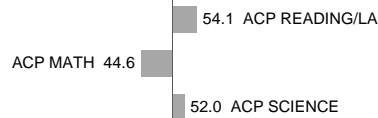
Grade 3



Grade 4



Grade 5



NOTES: "Overall SEI" has average 50 and standard deviation 5; an "average" overall SEI is 45 to 55. Component SEIs (e.g. Grade 5 STAAR Reading, PSAT Writing) each have average 50 and standard deviation 10; an "average" component SEI is 40 to 60. Component SEIs are computed only if at least eight test results are available.

2021-22 School Effectiveness Index (SEI) Detail

131-IGNACIO ZARAGOZA ELEMENTARY SCHOOL

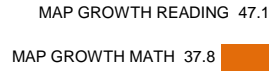
Overall SEI: 49.2

MAP Growth

Grade 1

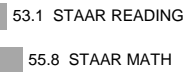


Grade 2

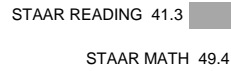


STAAR

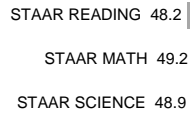
Grade 3



Grade 4

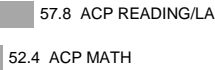


Grade 5

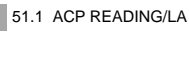


Core ACP

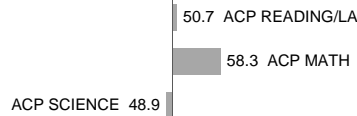
Grade 3



Grade 4



Grade 5



NOTES: "Overall SEI" has average 50 and standard deviation 5; an "average" overall SEI is 45 to 55. Component SEIs (e.g. Grade 5 STAAR Reading, PSAT Writing) each have average 50 and standard deviation 10; an "average" component SEI is 40 to 60. Component SEIs are computed only if at least eight test results are available.

2021-22 School Effectiveness Index (SEI) Detail

133-BARBARA JORDAN ELEMENTARY SCHOOL

Overall SEI: 47.2

MAP Growth

Grade 1

MAP GROWTH READING 41.1

MAP GROWTH MATH 49.4

Grade 2

MAP GROWTH READING 30.4

MAP GROWTH MATH 30.7

STAAR

Grade 3

52.8 STAAR READING

STAAR MATH 45.3

Grade 4

STAAR READING 46.4

STAAR MATH 45.6

Grade 5

65.2 STAAR READING

52.2 STAAR MATH

55.6 STAAR SCIENCE

Core ACP

Grade 3

ACP READING/LA 45.0

ACP MATH 44.8

Grade 4

ACP READING/LA 30.8

ACP MATH 43.3

Grade 5

55.4 ACP READING/LA

52.3 ACP MATH

51.0 ACP SCIENCE

NOTES: "Overall SEI" has average 50 and standard deviation 5; an "average" overall SEI is 45 to 55. Component SEIs (e.g. Grade 5 STAAR Reading, PSAT Writing) each have average 50 and standard deviation 10; an "average" component SEI is 40 to 60. Component SEIs are computed only if at least eight test results are available.

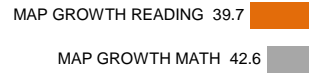
2021-22 School Effectiveness Index (SEI) Detail

135–EVERETTE LEE DEGOLYER ELEMENTARY SCHOOL

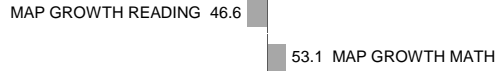
Overall SEI: 48.9

MAP Growth

Grade 1

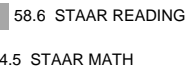


Grade 2

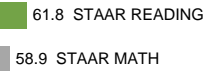


STAAR

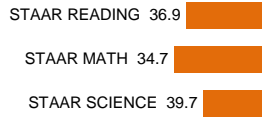
Grade 3



Grade 4

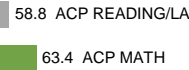


Grade 5



Core ACP

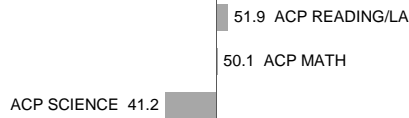
Grade 3



Grade 4



Grade 5



NOTES: "Overall SEI" has average 50 and standard deviation 5; an "average" overall SEI is 45 to 55. Component SEIs (e.g. Grade 5 STAAR Reading, PSAT Writing) each have average 50 and standard deviation 10; an "average" component SEI is 40 to 60. Component SEIs are computed only if at least eight test results are available.

2021-22 School Effectiveness Index (SEI) Detail

136–L.O. DONALD ELEMENTARY SCHOOL

Overall SEI: 50.9

MAP Growth

Grade 1

MAP GROWTH READING 47.7

MAP GROWTH MATH 45.8

Grade 2

62.7 MAP GROWTH READING

59.8 MAP GROWTH MATH

STAAR

Grade 3

52.0 STAAR READING

56.9 STAAR MATH

Grade 4

STAAR READING 47.1

STAAR MATH 41.9

Grade 5

STAAR READING 44.9

55.4 STAAR MATH

STAAR SCIENCE 48.0

Core ACP

Grade 3

57.1 ACP READING/LA

52.7 ACP MATH

Grade 4

ACP READING/LA 49.5

50.1 ACP MATH

Grade 5

52.5 ACP READING/LA

58.6 ACP MATH

ACP SCIENCE 49.7

NOTES: "Overall SEI" has average 50 and standard deviation 5; an "average" overall SEI is 45 to 55. Component SEIs (e.g. Grade 5 STAAR Reading, PSAT Writing) each have average 50 and standard deviation 10; an "average" component SEI is 40 to 60. Component SEIs are computed only if at least eight test results are available.

2021-22 School Effectiveness Index (SEI) Detail

137-JULIUS DORSEY ELEMENTARY SCHOOL

Overall SEI: 54.3

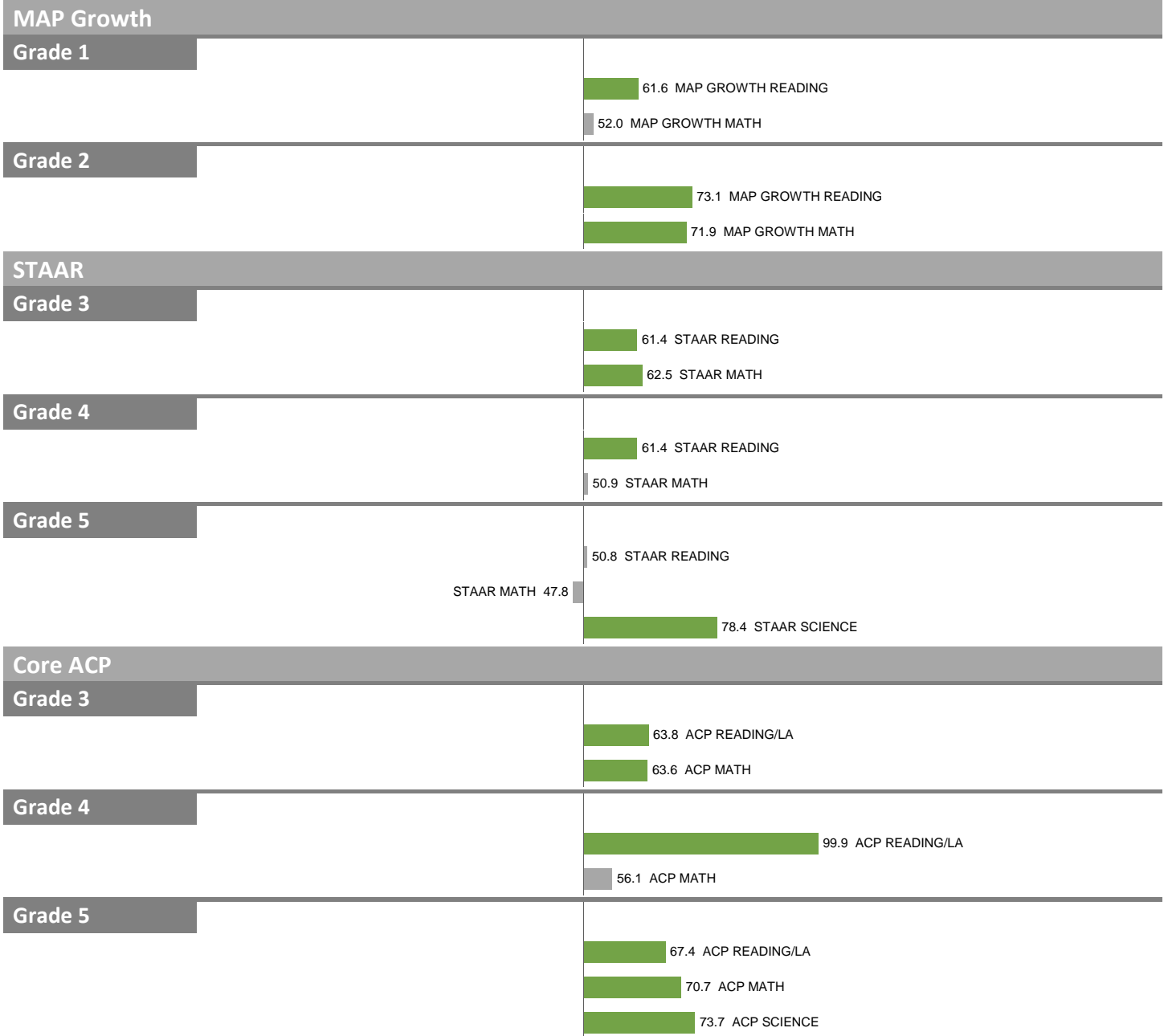


NOTES: "Overall SEI" has average 50 and standard deviation 5; an "average" overall SEI is 45 to 55. Component SEIs (e.g. Grade 5 STAAR Reading, PSAT Writing) each have average 50 and standard deviation 10; an "average" component SEI is 40 to 60. Component SEIs are computed only if at least eight test results are available.

2021-22 School Effectiveness Index (SEI) Detail

139—PAUL L. DUNBAR LEARNING CENTER

Overall SEI: 59.9



NOTES: "Overall SEI" has average 50 and standard deviation 5; an "average" overall SEI is 45 to 55. Component SEIs (e.g. Grade 5 STAAR Reading, PSAT Writing) each have average 50 and standard deviation 10; an "average" component SEI is 40 to 60. Component SEIs are computed only if at least eight test results are available.

2021-22 School Effectiveness Index (SEI) Detail

141–JILL STONE ELEMENTARY SCHOOL AT VICKERY MEADOW

Overall SEI: 49.0

MAP Growth

Grade 1

58.9 MAP GROWTH READING

65.8 MAP GROWTH MATH

Grade 2

51.0 MAP GROWTH READING

MAP GROWTH MATH 44.8

STAAR

Grade 3

STAAR READING 49.5

STAAR MATH 42.8

Grade 4

STAAR READING 41.3

STAAR MATH 36.7

Grade 5

52.6 STAAR READING

STAAR MATH 48.2

STAAR SCIENCE 46.4

Core ACP

Grade 3

ACP READING/LA 47.7

ACP MATH 49.5

Grade 4

54.2 ACP READING/LA

ACP MATH 41.1

Grade 5

50.2 ACP READING/LA

51.2 ACP MATH

ACP SCIENCE 48.4

NOTES: "Overall SEI" has average 50 and standard deviation 5; an "average" overall SEI is 45 to 55. Component SEIs (e.g. Grade 5 STAAR Reading, PSAT Writing) each have average 50 and standard deviation 10; an "average" component SEI is 40 to 60. Component SEIs are computed only if at least eight test results are available.

2021-22 School Effectiveness Index (SEI) Detail

142-J.N. ERVIN ELEMENTARY SCHOOL

Overall SEI: 48.9

MAP Growth

Grade 1

53.9 MAP GROWTH READING
51.2 MAP GROWTH MATH

Grade 2

MAP GROWTH READING 44.3
MAP GROWTH MATH 41.6

STAAR

Grade 3

STAAR READING 47.5
50.8 STAAR MATH

Grade 4

STAAR READING 44.6
54.3 STAAR MATH

Grade 5

53.9 STAAR READING
50.0 STAAR MATH
STAAR SCIENCE 47.6

Core ACP

Grade 3

ACP READING/LA 42.1
ACP MATH 43.2

Grade 4

ACP READING/LA 48.5
55.9 ACP MATH

Grade 5

ACP READING/LA 45.7
50.4 ACP MATH
ACP SCIENCE 47.9

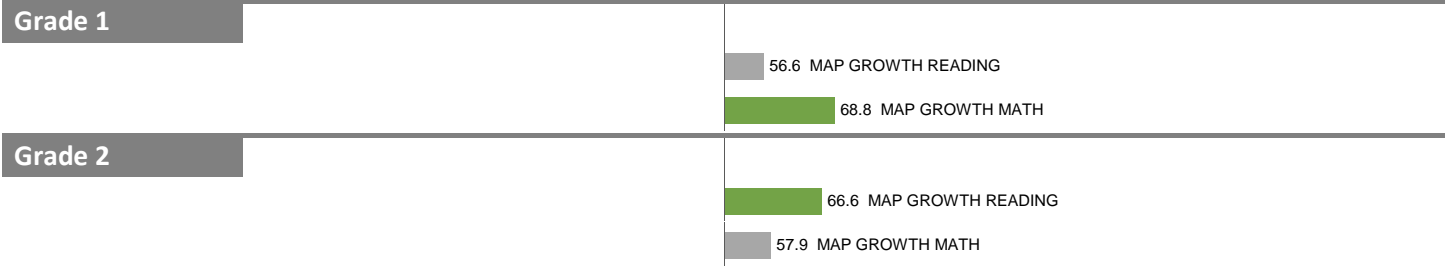
NOTES: "Overall SEI" has average 50 and standard deviation 5; an "average" overall SEI is 45 to 55. Component SEIs (e.g. Grade 5 STAAR Reading, PSAT Writing) each have average 50 and standard deviation 10; an "average" component SEI is 40 to 60. Component SEIs are computed only if at least eight test results are available.

2021-22 School Effectiveness Index (SEI) Detail

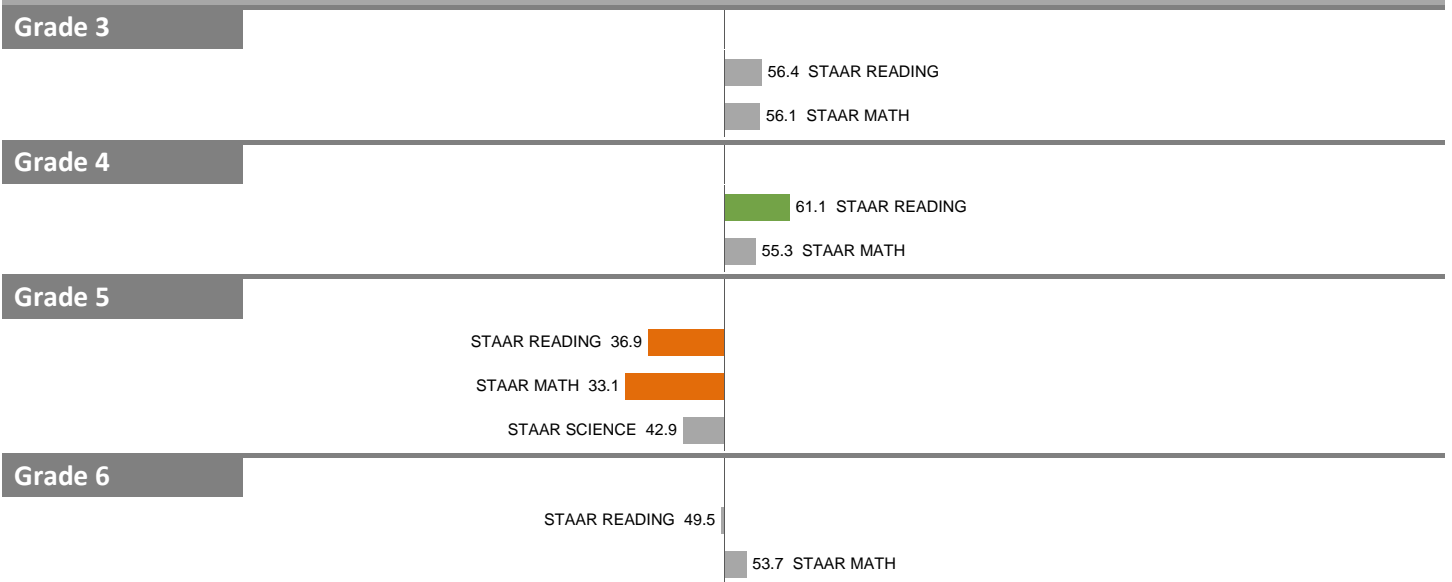
145-STEPHEN C. FOSTER ELEMENTARY SCHOOL

Overall SEI: 51.5


MAP Growth



STAAR



Core ACP



NOTES: "Overall SEI" has average 50 and standard deviation 5; an "average" overall SEI is 45 to 55. Component SEIs (e.g. Grade 5 STAAR Reading, PSAT Writing) each have average 50 and standard deviation 10; an "average" component SEI is 40 to 60. Component SEIs are computed only if at least eight test results are available.

2021-22 School Effectiveness Index (SEI) Detail

147-CHARLES A. GILL ELEMENTARY SCHOOL

Overall SEI: 48.7

MAP Growth

Grade 1

MAP GROWTH READING 35.1

MAP GROWTH MATH 44.3

Grade 2

MAP GROWTH READING 46.1

MAP GROWTH MATH 44.7

STAAR

Grade 3

58.6 STAAR READING

51.5 STAAR MATH

Grade 4

STAAR READING 48.0

58.2 STAAR MATH

Grade 5

STAAR READING 49.7

51.6 STAAR MATH

STAAR SCIENCE 43.1

Core ACP

Grade 3

55.7 ACP READING/LA

50.2 ACP MATH

Grade 4

50.8 ACP READING/LA

53.5 ACP MATH

Grade 5

53.7 ACP READING/LA

ACP MATH 47.7


ACP SCIENCE 40.5

NOTES: "Overall SEI" has average 50 and standard deviation 5; an "average" overall SEI is 45 to 55. Component SEIs (e.g. Grade 5 STAAR Reading, PSAT Writing) each have average 50 and standard deviation 10; an "average" component SEI is 40 to 60. Component SEIs are computed only if at least eight test results are available.

2021-22 School Effectiveness Index (SEI) Detail

148—TOM C. GOOCH ELEMENTARY SCHOOL

Overall SEI: 50.7




NOTES: "Overall SEI" has average 50 and standard deviation 5; an "average" overall SEI is 45 to 55. Component SEIs (e.g. Grade 5 STAAR Reading, PSAT Writing) each have average 50 and standard deviation 10; an "average" component SEI is 40 to 60. Component SEIs are computed only if at least eight test results are available.

2021-22 School Effectiveness Index (SEI) Detail

149—HALL PERSONALIZED LEARNING ACADEMY AT OAK CLIFF

Overall SEI: 50.6

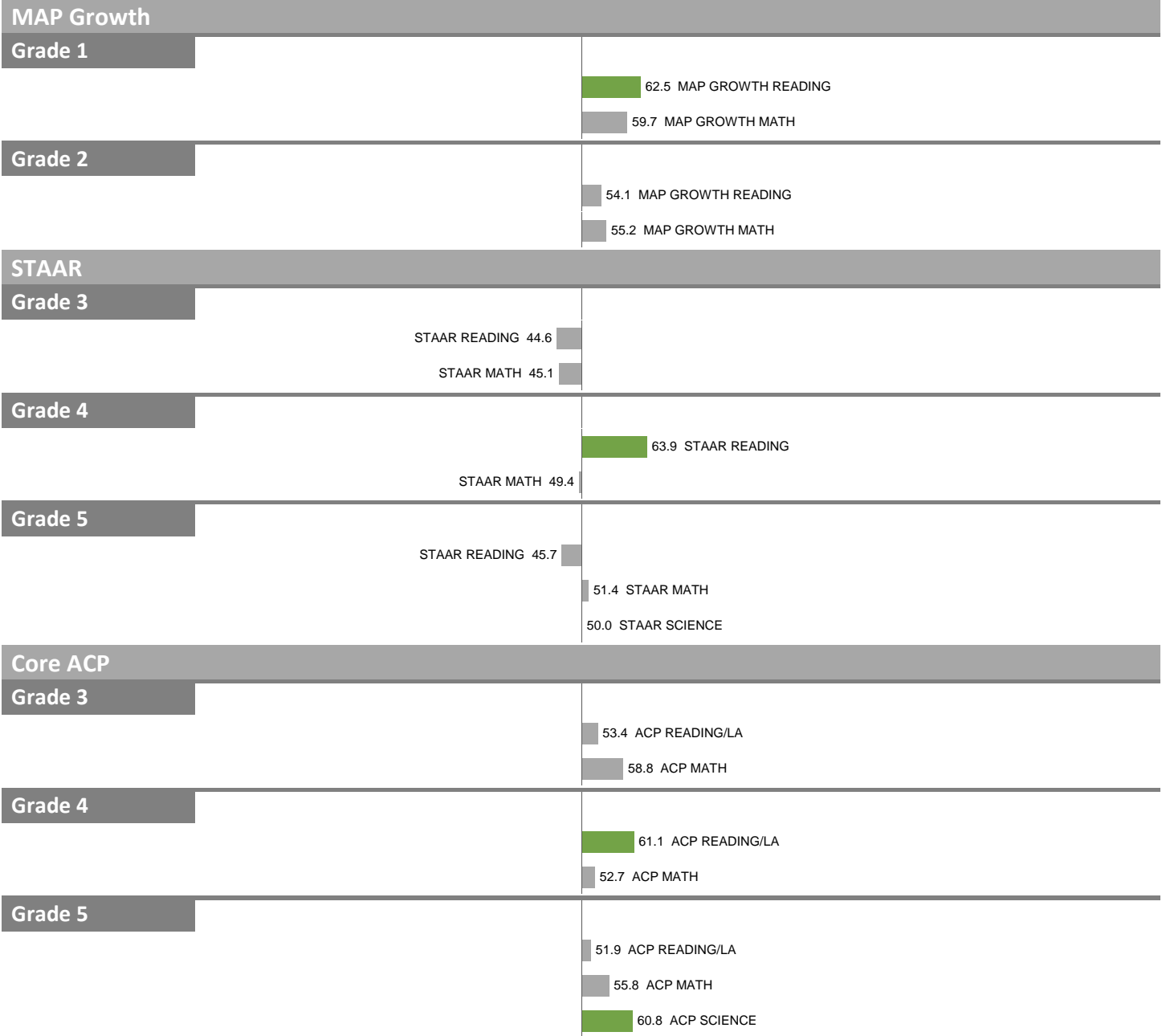


NOTES: "Overall SEI" has average 50 and standard deviation 5; an "average" overall SEI is 45 to 55. Component SEIs (e.g. Grade 5 STAAR Reading, PSAT Writing) each have average 50 and standard deviation 10; an "average" component SEI is 40 to 60. Component SEIs are computed only if at least eight test results are available.

2021-22 School Effectiveness Index (SEI) Detail

152-MARGARET B. HENDERSON ELEMENTARY SCHOOL

Overall SEI: 52.5



NOTES: "Overall SEI" has average 50 and standard deviation 5; an "average" overall SEI is 45 to 55. Component SEIs (e.g. Grade 5 STAAR Reading, PSAT Writing) each have average 50 and standard deviation 10; an "average" component SEI is 40 to 60. Component SEIs are computed only if at least eight test results are available.

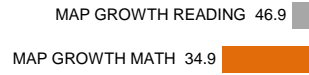
2021-22 School Effectiveness Index (SEI) Detail

153-VICTOR H. HEXTER ELEMENTARY SCHOOL

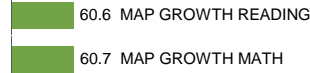
Overall SEI: 46.6

MAP Growth

Grade 1




Grade 2

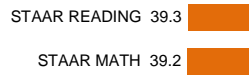


STAAR

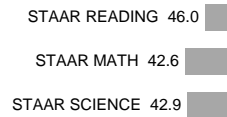
Grade 3



Grade 4



Grade 5

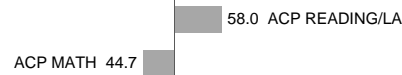


Core ACP

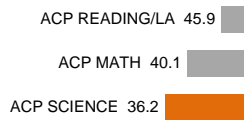
Grade 3



Grade 4



Grade 5




NOTES: "Overall SEI" has average 50 and standard deviation 5; an "average" overall SEI is 45 to 55. Component SEIs (e.g. Grade 5 STAAR Reading, PSAT Writing) each have average 50 and standard deviation 10; an "average" component SEI is 40 to 60. Component SEIs are computed only if at least eight test results are available.

2021-22 School Effectiveness Index (SEI) Detail

154-LARRY G. SMITH ELEMENTARY SCHOOL

Overall SEI: 50.7



NOTES: "Overall SEI" has average 50 and standard deviation 5; an "average" overall SEI is 45 to 55. Component SEIs (e.g. Grade 5 STAAR Reading, PSAT Writing) each have average 50 and standard deviation 10; an "average" component SEI is 40 to 60. Component SEIs are computed only if at least eight test results are available.

2021-22 School Effectiveness Index (SEI) Detail

155-C.A. TATUM, JR. ELEMENTARY SCHOOL

Overall SEI: 44.8

MAP Growth

Grade 1

52.6 MAP GROWTH READING
51.0 MAP GROWTH MATH

Grade 2

52.0 MAP GROWTH READING
52.0 MAP GROWTH MATH

STAAR

Grade 3

STAAR READING 38.5
STAAR MATH 44.3

Grade 4

STAAR READING 40.2
STAAR MATH 41.8

Grade 5

STAAR READING 40.9
STAAR MATH 40.7
STAAR SCIENCE 33.6

Core ACP

Grade 3

ACP READING/LA 37.1
ACP MATH 44.0

Grade 4

ACP READING/LA 37.7
ACP MATH 42.8

Grade 5

ACP READING/LA 39.2
ACP MATH 44.7
ACP SCIENCE 33.4

NOTES: "Overall SEI" has average 50 and standard deviation 5; an "average" overall SEI is 45 to 55. Component SEIs (e.g. Grade 5 STAAR Reading, PSAT Writing) each have average 50 and standard deviation 10; an "average" component SEI is 40 to 60. Component SEIs are computed only if at least eight test results are available.

2021-22 School Effectiveness Index (SEI) Detail

156–NATHANIEL HAWTHORNE ELEMENTARY SCHOOL

Overall SEI: 48.7

MAP Growth

Grade 1

MAP GROWTH READING 43.8

MAP GROWTH MATH 44.4

Grade 2

54.6 MAP GROWTH READING

MAP GROWTH MATH 47.7

STAAR

Grade 3

STAAR READING 44.4

STAAR MATH 45.9

Grade 4

50.5 STAAR READING

54.8 STAAR MATH

Grade 5

STAAR READING 46.6

STAAR MATH 49.0

58.9 STAAR SCIENCE

Core ACP

Grade 3

52.5 ACP READING/LA

ACP MATH 44.5

Grade 4

ACP READING/LA 44.7

50.8 ACP MATH

Grade 5

ACP READING/LA 42.1

ACP MATH 32.4

51.1 ACP SCIENCE

NOTES: "Overall SEI" has average 50 and standard deviation 5; an "average" overall SEI is 45 to 55. Component SEIs (e.g. Grade 5 STAAR Reading, PSAT Writing) each have average 50 and standard deviation 10; an "average" component SEI is 40 to 60. Component SEIs are computed only if at least eight test results are available.


2021-22 School Effectiveness Index (SEI) Detail

157-HOGG NEW TECH CENTER

Overall SEI: 50.5

MAP Growth

Grade 1



Grade 2

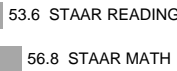


STAAR

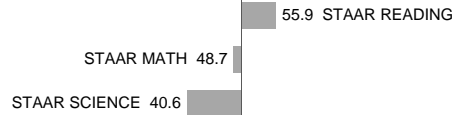
Grade 3



Grade 4

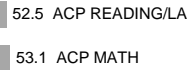


Grade 5

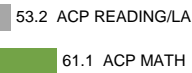


Core ACP

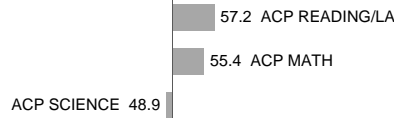
Grade 3



Grade 4



Grade 5



NOTES: "Overall SEI" has average 50 and standard deviation 5; an "average" overall SEI is 45 to 55. Component SEIs (e.g. Grade 5 STAAR Reading, PSAT Writing) each have average 50 and standard deviation 10; an "average" component SEI is 40 to 60. Component SEIs are computed only if at least eight test results are available.

2021-22 School Effectiveness Index (SEI) Detail

158—LIDA HOOE ELEMENTARY SCHOOL

Overall SEI: 41.5

MAP Growth

Grade 1

MAP GROWTH READING 35.3

MAP GROWTH MATH 35.8

Grade 2

MAP GROWTH READING 31.7

MAP GROWTH MATH 40.9

STAAR

Grade 3

STAAR READING 42.3

STAAR MATH 43.7

Grade 4

STAAR READING 34.0

STAAR MATH 39.0

Grade 5

STAAR READING 34.9

STAAR MATH 41.0

STAAR SCIENCE 43.0

Core ACP

Grade 3

ACP READING/LA 47.2

51.1 ACP MATH

Grade 4

52.5 ACP READING/LA

52.1 ACP MATH

Grade 5

ACP READING/LA 42.7

ACP MATH 44.4

ACP SCIENCE 43.4

NOTES: "Overall SEI" has average 50 and standard deviation 5; an "average" overall SEI is 45 to 55. Component SEIs (e.g. Grade 5 STAAR Reading, PSAT Writing) each have average 50 and standard deviation 10; an "average" component SEI is 40 to 60. Component SEIs are computed only if at least eight test results are available.

2021-22 School Effectiveness Index (SEI) Detail

159--L.L. HOTCHKISS ELEMENTARY SCHOOL

Overall SEI: 43.8

MAP Growth

Grade 1

MAP GROWTH READING 46.3
MAP GROWTH MATH 49.5

Grade 2

MAP GROWTH READING 31.2
MAP GROWTH MATH 39.3

STAAR

Grade 3

STAAR READING 49.4
61.2 STAAR MATH

Grade 4

STAAR READING 34.1
STAAR MATH 45.0

Grade 5

STAAR READING 37.6
STAAR MATH 41.5
STAAR SCIENCE 27.8

Grade 6

STAAR READING 46.1
STAAR MATH 43.6

Core ACP

Grade 3

51.6 ACP READING/LA
65.1 ACP MATH

Grade 4

ACP READING/LA 39.1
ACP MATH 46.4

Grade 5

ACP READING/LA 24.7
ACP MATH 48.4
ACP SCIENCE 26.1

Grade 6


ACP READING/LA 46.7
ACP SOCIAL STUDIES 39.7
ACP MATH 46.5
ACP SCIENCE 35.4

NOTES: "Overall SEI" has average 50 and standard deviation 5; an "average" overall SEI is 45 to 55. Component SEIs (e.g. Grade 5 STAAR Reading, PSAT Writing) each have average 50 and standard deviation 10; an "average" component SEI is 40 to 60. Component SEIs are computed only if at least eight test results are available.

2021-22 School Effectiveness Index (SEI) Detail

161-SYLIVIA MENDEZ (CREW) LEADERSHIP ACADEMY

Overall SEI: 46.0




NOTES: "Overall SEI" has average 50 and standard deviation 5; an "average" overall SEI is 45 to 55. Component SEIs (e.g. Grade 5 STAAR Reading, PSAT Writing) each have average 50 and standard deviation 10; an "average" component SEI is 40 to 60. Component SEIs are computed only if at least eight test results are available.

2021-22 School Effectiveness Index (SEI) Detail

162-MOCKINGBIRD ELEMENTARY SCHOOL

Overall SEI: 53.8



NOTES: "Overall SEI" has average 50 and standard deviation 5; an "average" overall SEI is 45 to 55. Component SEIs (e.g. Grade 5 STAAR Reading, PSAT Writing) each have average 50 and standard deviation 10; an "average" component SEI is 40 to 60. Component SEIs are computed only if at least eight test results are available.

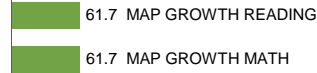
2021-22 School Effectiveness Index (SEI) Detail

163—CEDAR CREST ELEMENTARY SCHOOL

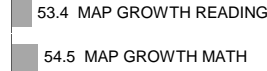
Overall SEI: 52.4

MAP Growth

Grade 1

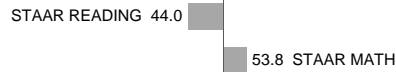


Grade 2

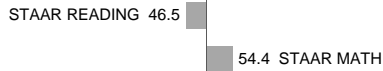


STAAR

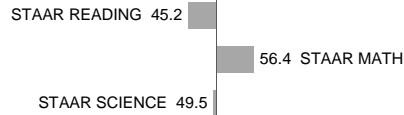
Grade 3



Grade 4

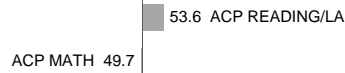


Grade 5

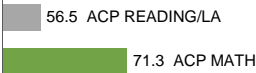


Core ACP

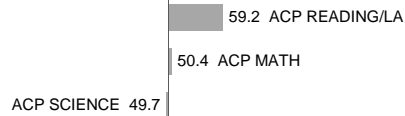
Grade 3



Grade 4



Grade 5



NOTES: "Overall SEI" has average 50 and standard deviation 5; an "average" overall SEI is 45 to 55. Component SEIs (e.g. Grade 5 STAAR Reading, PSAT Writing) each have average 50 and standard deviation 10; an "average" component SEI is 40 to 60. Component SEIs are computed only if at least eight test results are available.

2021-22 School Effectiveness Index (SEI) Detail

164-ANSON JONES ELEMENTARY SCHOOL

Overall SEI: 44.9

MAP Growth

Grade 1

MAP GROWTH READING 46.8

MAP GROWTH MATH 44.4

Grade 2

MAP GROWTH READING 35.3

MAP GROWTH MATH 39.1

STAAR

Grade 3

STAAR READING 44.2

STAAR MATH 40.1

Grade 4

STAAR READING 46.5

STAAR MATH 44.0

Grade 5

STAAR READING 35.5

STAAR MATH 38.9

STAAR SCIENCE 45.8

Grade 6

50.8 STAAR READING

54.9 STAAR MATH

Core ACP

Grade 3

ACP READING/LA 39.3

ACP MATH 45.4

Grade 4

ACP READING/LA 46.1

61.5 ACP MATH

Grade 5

ACP READING/LA 45.9

ACP MATH 35.9

ACP SCIENCE 44.6

Grade 6

56.2 ACP READING/LA

ACP SOCIAL STUDIES 40.5

51.8 ACP MATH

ACP SCIENCE 33.7

NOTES: "Overall SEI" has average 50 and standard deviation 5; an "average" overall SEI is 45 to 55. Component SEIs (e.g. Grade 5 STAAR Reading, PSAT Writing) each have average 50 and standard deviation 10; an "average" component SEI is 40 to 60. Component SEIs are computed only if at least eight test results are available.

2021-22 School Effectiveness Index (SEI) Detail

166—EDWIN J. KIEST ELEMENTARY SCHOOL

Overall SEI: 45.3

MAP Growth

Grade 1

MAP GROWTH READING 49.9

MAP GROWTH MATH 48.2

Grade 2

MAP GROWTH READING 38.2

MAP GROWTH MATH 46.4

STAAR

Grade 3

STAAR READING 35.2

STAAR MATH 46.1

Grade 4

STAAR READING 46.2

STAAR MATH 46.1

Grade 5

STAAR READING 32.3

57.6 STAAR MATH

STAAR SCIENCE 38.8

Core ACP

Grade 3

ACP READING/LA 44.6

ACP MATH 42.8

Grade 4

ACP READING/LA 37.9

58.1 ACP MATH

Grade 5

ACP READING/LA 32.3

65.6 ACP MATH

ACP SCIENCE 38.0

NOTES: "Overall SEI" has average 50 and standard deviation 5; an "average" overall SEI is 45 to 55. Component SEIs (e.g. Grade 5 STAAR Reading, PSAT Writing) each have average 50 and standard deviation 10; an "average" component SEI is 40 to 60. Component SEIs are computed only if at least eight test results are available.

2021-22 School Effectiveness Index (SEI) Detail

167-KLEBERG ELEMENTARY SCHOOL

Overall SEI: 47.6

MAP Growth

Grade 1

MAP GROWTH READING 45.5

MAP GROWTH MATH 46.4

Grade 2

MAP GROWTH READING 49.8

54.6 MAP GROWTH MATH

STAAR

Grade 3

51.6 STAAR READING

STAAR MATH 42.6

Grade 4

STAAR READING 43.2

STAAR MATH 40.7

Grade 5

50.7 STAAR READING

STAAR MATH 42.4

58.3 STAAR SCIENCE

Core ACP

Grade 3

ACP READING/LA 45.7

ACP MATH 44.6

Grade 4

ACP READING/LA 39.8

ACP MATH 41.3

Grade 5

ACP READING/LA 36.3

ACP MATH 46.0

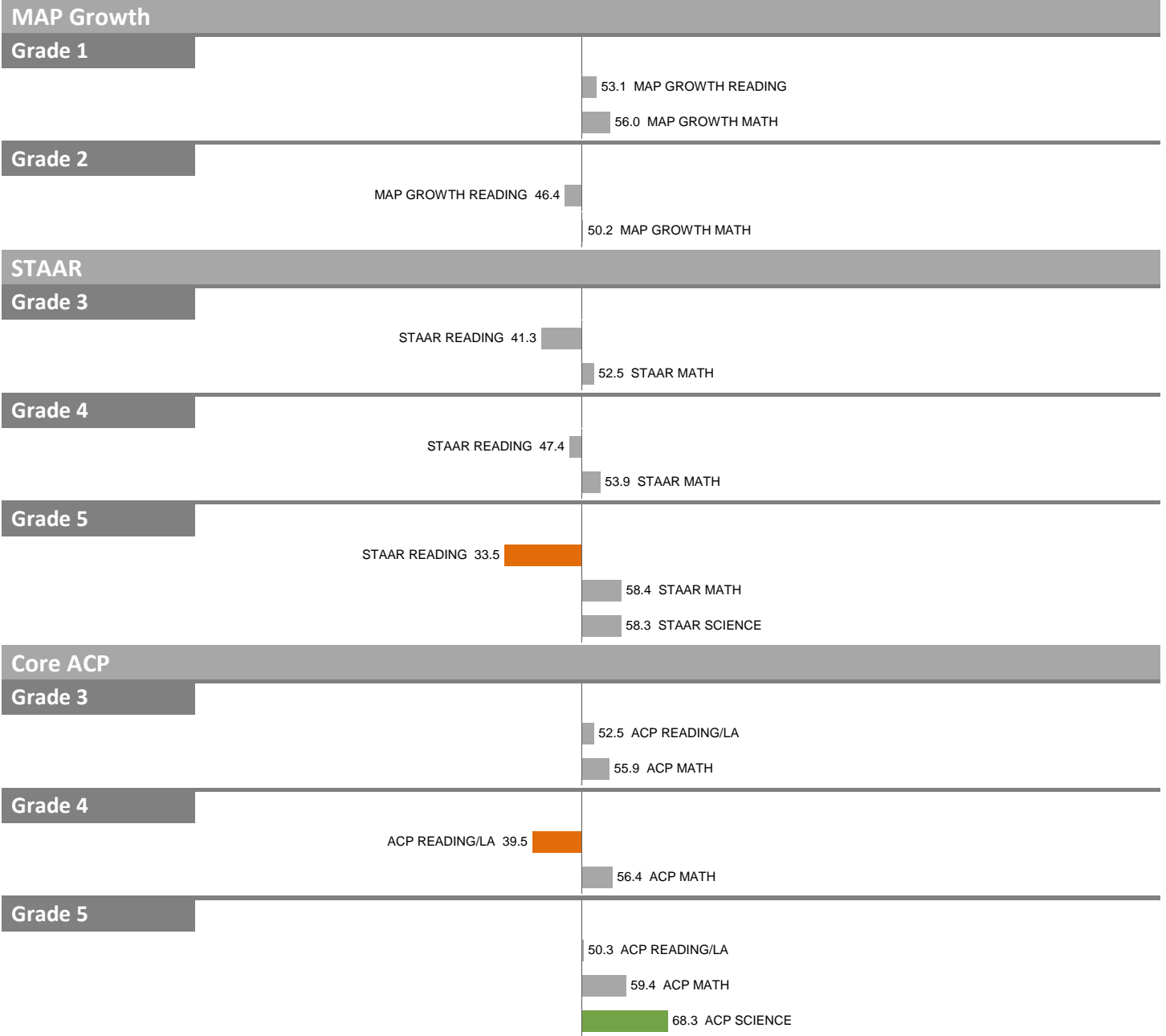
54.1 ACP SCIENCE

NOTES: "Overall SEI" has average 50 and standard deviation 5; an "average" overall SEI is 45 to 55. Component SEIs (e.g. Grade 5 STAAR Reading, PSAT Writing) each have average 50 and standard deviation 10; an "average" component SEI is 40 to 60. Component SEIs are computed only if at least eight test results are available.

2021-22 School Effectiveness Index (SEI) Detail

168—OBADIAH KNIGHT ELEMENTARY SCHOOL

Overall SEI: 50.4



NOTES: "Overall SEI" has average 50 and standard deviation 5; an "average" overall SEI is 45 to 55. Component SEIs (e.g. Grade 5 STAAR Reading, PSAT Writing) each have average 50 and standard deviation 10; an "average" component SEI is 40 to 60. Component SEIs are computed only if at least eight test results are available.

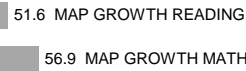
2021-22 School Effectiveness Index (SEI) Detail

169—ARTHUR KRAMER ELEMENTARY SCHOOL

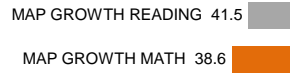
Overall SEI: 47.2

MAP Growth

Grade 1

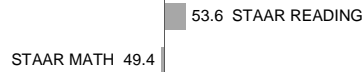


Grade 2

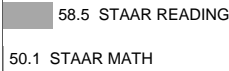


STAAR

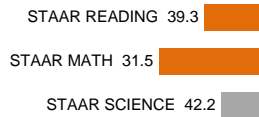
Grade 3



Grade 4

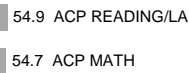


Grade 5



Core ACP

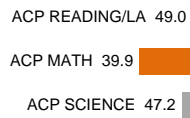
Grade 3



Grade 4



Grade 5



NOTES: "Overall SEI" has average 50 and standard deviation 5; an "average" overall SEI is 45 to 55. Component SEIs (e.g. Grade 5 STAAR Reading, PSAT Writing) each have average 50 and standard deviation 10; an "average" component SEI is 40 to 60. Component SEIs are computed only if at least eight test results are available.

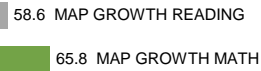
2021-22 School Effectiveness Index (SEI) Detail

170-RICHARD LAGOW ELEMENTARY SCHOOL

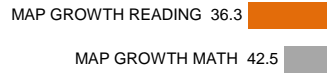
Overall SEI: 49.9

MAP Growth

Grade 1

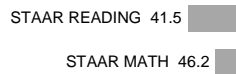


Grade 2

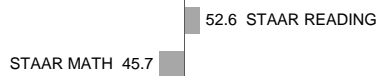


STAAR

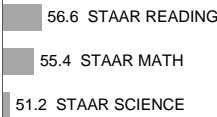
Grade 3



Grade 4

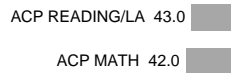


Grade 5

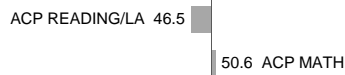


Core ACP

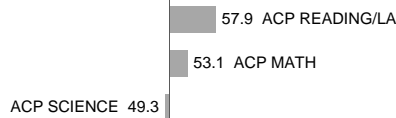
Grade 3



Grade 4



Grade 5



NOTES: "Overall SEI" has average 50 and standard deviation 5; an "average" overall SEI is 45 to 55. Component SEIs (e.g. Grade 5 STAAR Reading, PSAT Writing) each have average 50 and standard deviation 10; an "average" component SEI is 40 to 60. Component SEIs are computed only if at least eight test results are available.

2021-22 School Effectiveness Index (SEI) Detail

171-LAKEWOOD ELEMENTARY SCHOOL

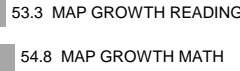
Overall SEI: 54.7

MAP Growth

Grade 1



Grade 2

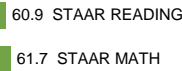


STAAR

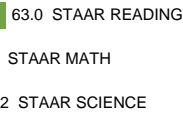
Grade 3



Grade 4

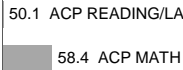


Grade 5

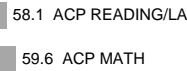


Core ACP

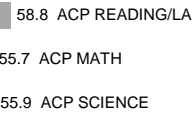
Grade 3



Grade 4



Grade 5

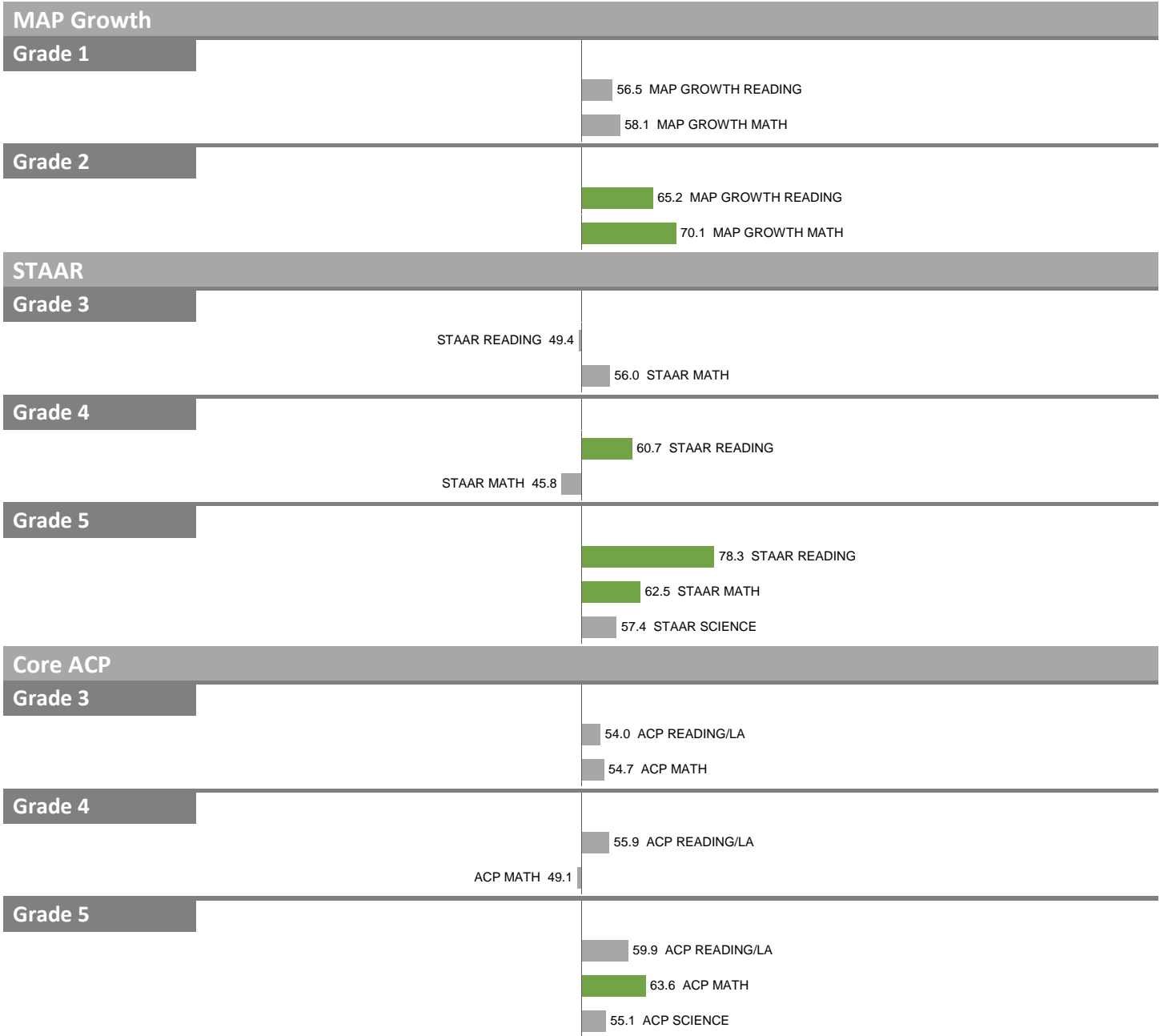


NOTES: "Overall SEI" has average 50 and standard deviation 5; an "average" overall SEI is 45 to 55. Component SEIs (e.g. Grade 5 STAAR Reading, PSAT Writing) each have average 50 and standard deviation 10; an "average" component SEI is 40 to 60. Component SEIs are computed only if at least eight test results are available.

2021-22 School Effectiveness Index (SEI) Detail

172-JIMMIE TYLER BRASHEAR ELEMENTARY SCHOOL

Overall SEI: 57.4



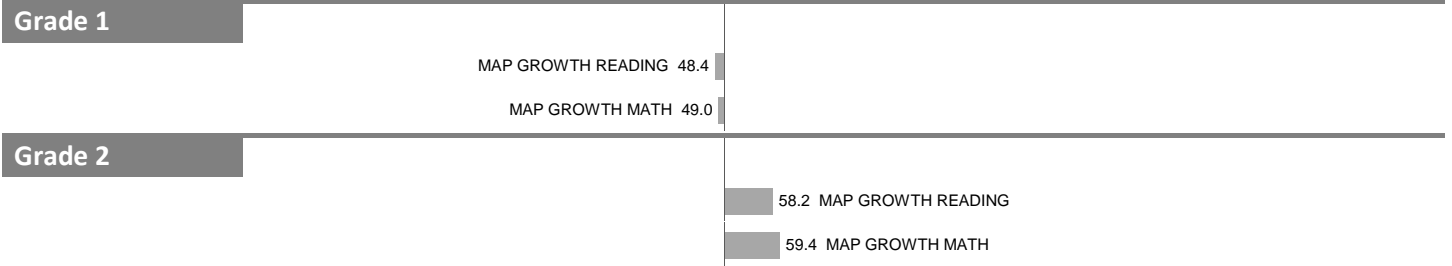
NOTES: "Overall SEI" has average 50 and standard deviation 5; an "average" overall SEI is 45 to 55. Component SEIs (e.g. Grade 5 STAAR Reading, PSAT Writing) each have average 50 and standard deviation 10; an "average" component SEI is 40 to 60. Component SEIs are computed only if at least eight test results are available.

2021-22 School Effectiveness Index (SEI) Detail

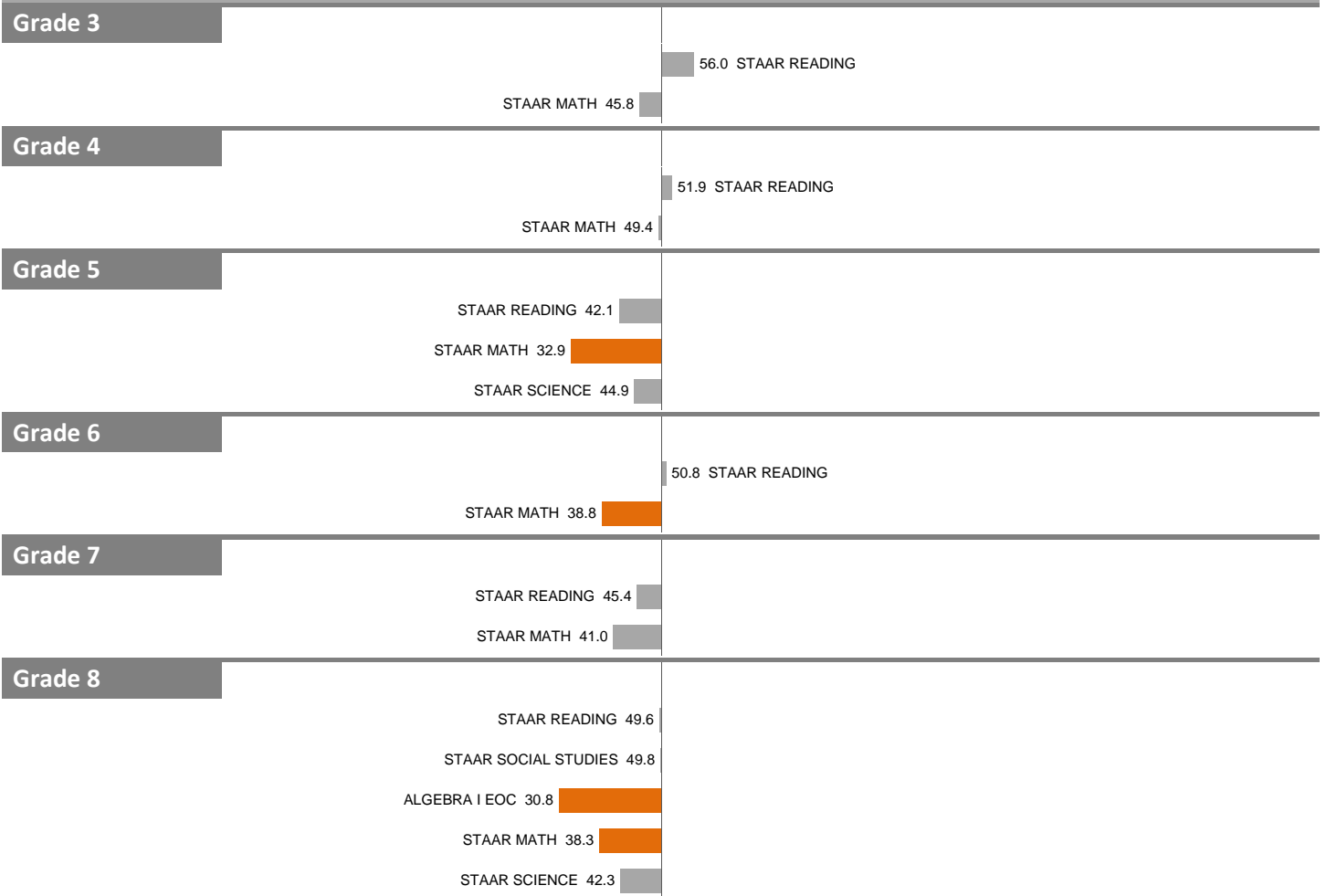
173-JESUS MOROLES EXPRESSIVE ARTS VANGUARD

Overall SEI: 46.9

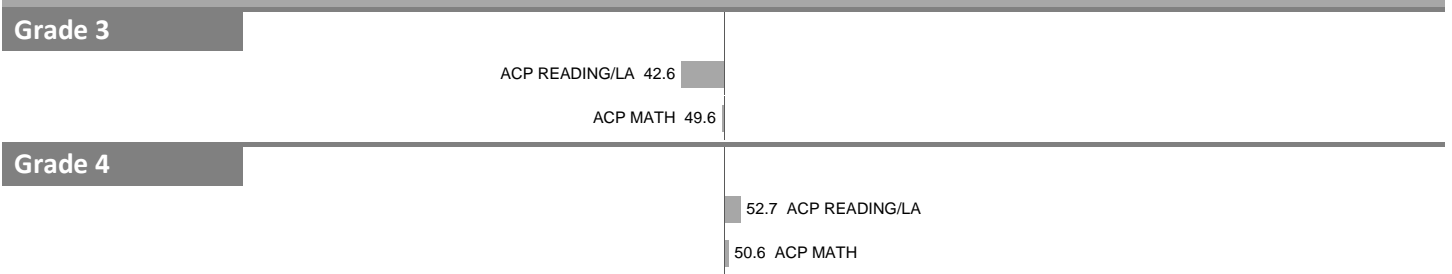
MAP Growth



STAAR



Core ACP

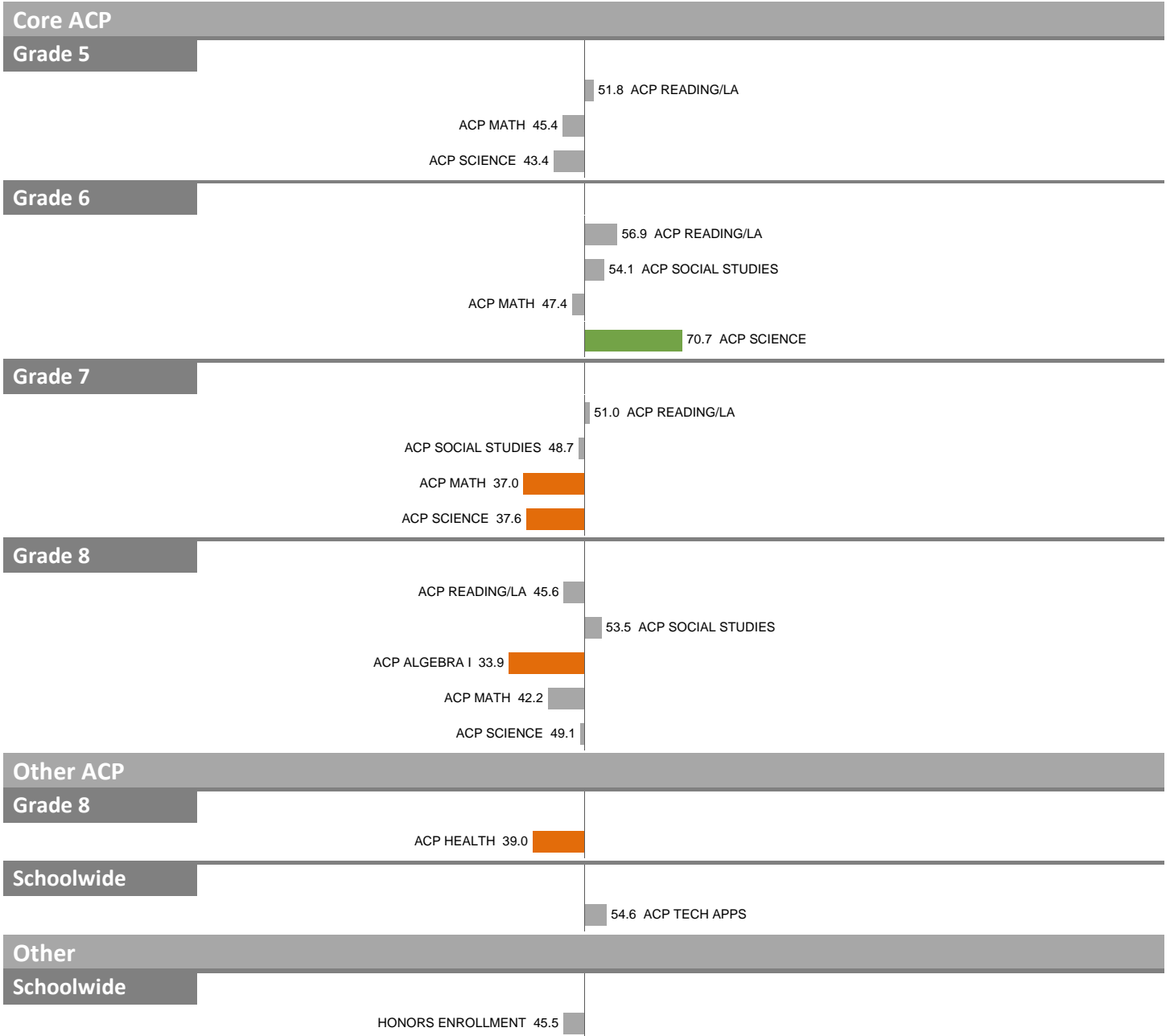


NOTES: "Overall SEI" has average 50 and standard deviation 5; an "average" overall SEI is 45 to 55. Component SEIs (e.g. Grade 5 STAAR Reading, PSAT Writing) each have average 50 and standard deviation 10; an "average" component SEI is 40 to 60. Component SEIs are computed only if at least eight test results are available.

2021-22 School Effectiveness Index (SEI) Detail

173—JESUS MOROLES EXPRESSIVE ARTS VANGUARD

Overall SEI: 46.9



NOTES: "Overall SEI" has average 50 and standard deviation 5; an "average" overall SEI is 45 to 55. Component SEIs (e.g. Grade 5 STAAR Reading, PSAT Writing) each have average 50 and standard deviation 10; an "average" component SEI is 40 to 60. Component SEIs are computed only if at least eight test results are available.

2021-22 School Effectiveness Index (SEI) Detail

174—GENEVA HEIGHTS ELEMENTARY SCHOOL

Overall SEI: 42.2

MAP Growth

Grade 1

MAP GROWTH READING 32.9
MAP GROWTH MATH 49.0

Grade 2

MAP GROWTH READING 45.7
52.2 MAP GROWTH MATH

STAAR

Grade 3

STAAR READING 45.7
STAAR MATH 40.8

Grade 4

STAAR READING 19.2
STAAR MATH 20.9

Grade 5

STAAR READING 44.9
STAAR MATH 30.5
55.2 STAAR SCIENCE

Core ACP

Grade 3

50.6 ACP READING/LA
52.5 ACP MATH

Grade 4

ACP READING/LA 41.2
ACP MATH 27.5

Grade 5

ACP READING/LA 45.6
ACP MATH 44.0
53.3 ACP SCIENCE

NOTES: "Overall SEI" has average 50 and standard deviation 5; an "average" overall SEI is 45 to 55. Component SEIs (e.g. Grade 5 STAAR Reading, PSAT Writing) each have average 50 and standard deviation 10; an "average" component SEI is 40 to 60. Component SEIs are computed only if at least eight test results are available.

2021-22 School Effectiveness Index (SEI) Detail

175–UMPHREY LEE ELEMENTARY SCHOOL

Overall SEI: 52.1

MAP Growth

Grade 1

50.7 MAP GROWTH READING

60.9 MAP GROWTH MATH

Grade 2

MAP GROWTH READING 48.0

MAP GROWTH MATH 45.4

STAAR

Grade 3

58.0 STAAR READING

61.8 STAAR MATH

Grade 4

61.6 STAAR READING

STAAR MATH 44.0

Grade 5

STAAR READING 49.6

53.9 STAAR MATH

STAAR SCIENCE 42.2

Core ACP

Grade 3

53.4 ACP READING/LA

63.2 ACP MATH

Grade 4

55.7 ACP READING/LA

55.7 ACP MATH

Grade 5

56.4 ACP READING/LA

51.4 ACP MATH

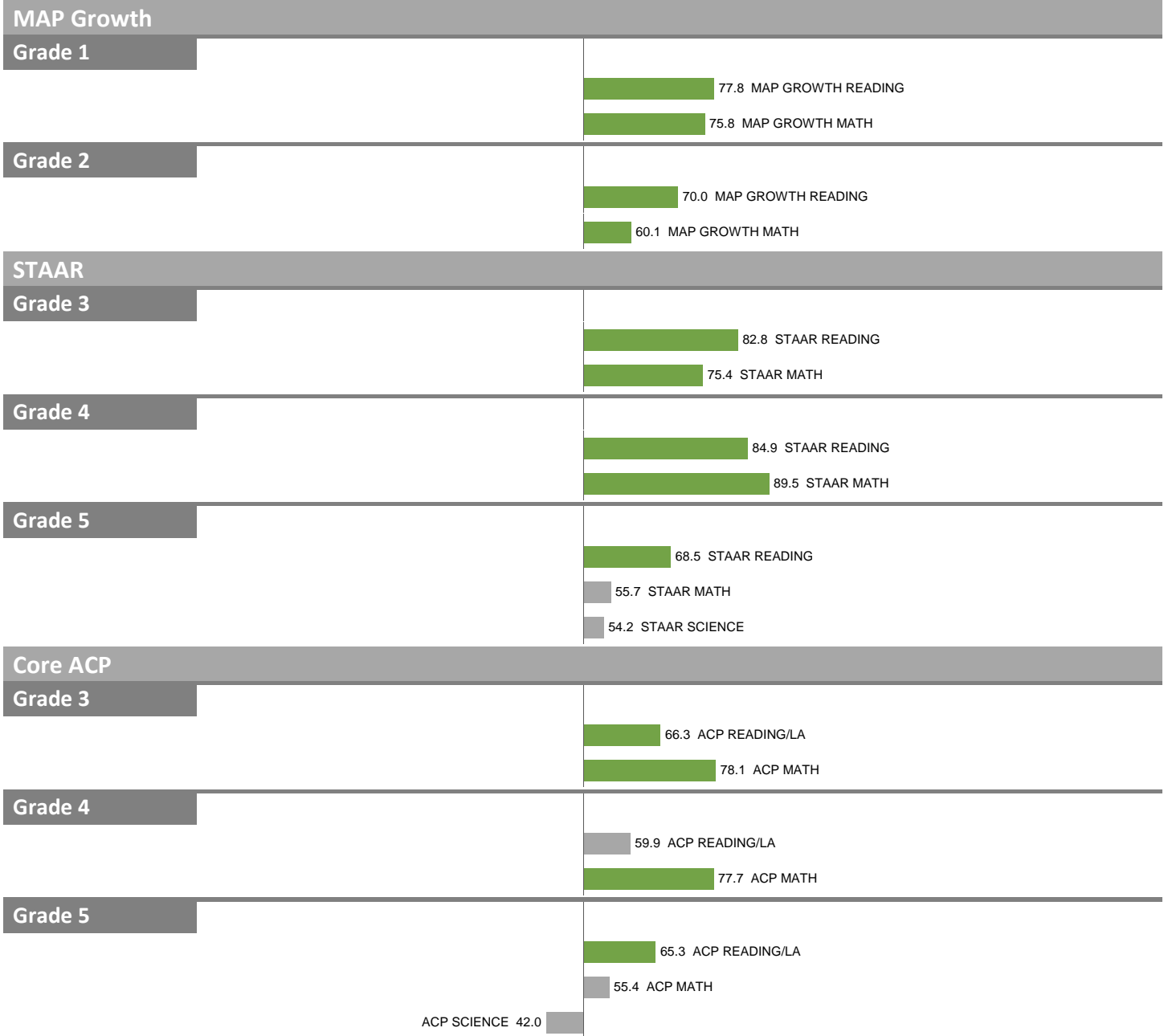
53.4 ACP SCIENCE

NOTES: "Overall SEI" has average 50 and standard deviation 5; an "average" overall SEI is 45 to 55. Component SEIs (e.g. Grade 5 STAAR Reading, PSAT Writing) each have average 50 and standard deviation 10; an "average" component SEI is 40 to 60. Component SEIs are computed only if at least eight test results are available.

2021-22 School Effectiveness Index (SEI) Detail

176-JACK LOWE, SR. ELEMENTARY SCHOOL

Overall SEI: 66.7



NOTES: "Overall SEI" has average 50 and standard deviation 5; an "average" overall SEI is 45 to 55. Component SEIs (e.g. Grade 5 STAAR Reading, PSAT Writing) each have average 50 and standard deviation 10; an "average" component SEI is 40 to 60. Component SEIs are computed only if at least eight test results are available.

2021-22 School Effectiveness Index (SEI) Detail

177-WILLIAM LIPSCOMB ELEMENTARY SCHOOL

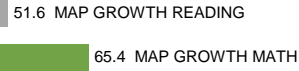
Overall SEI: 48.7

MAP Growth

Grade 1

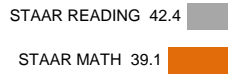


Grade 2



STAAR

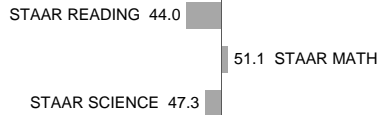
Grade 3



Grade 4

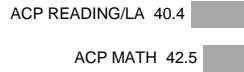


Grade 5

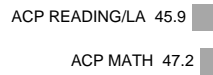


Core ACP

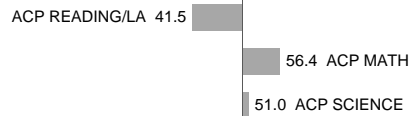
Grade 3



Grade 4



Grade 5

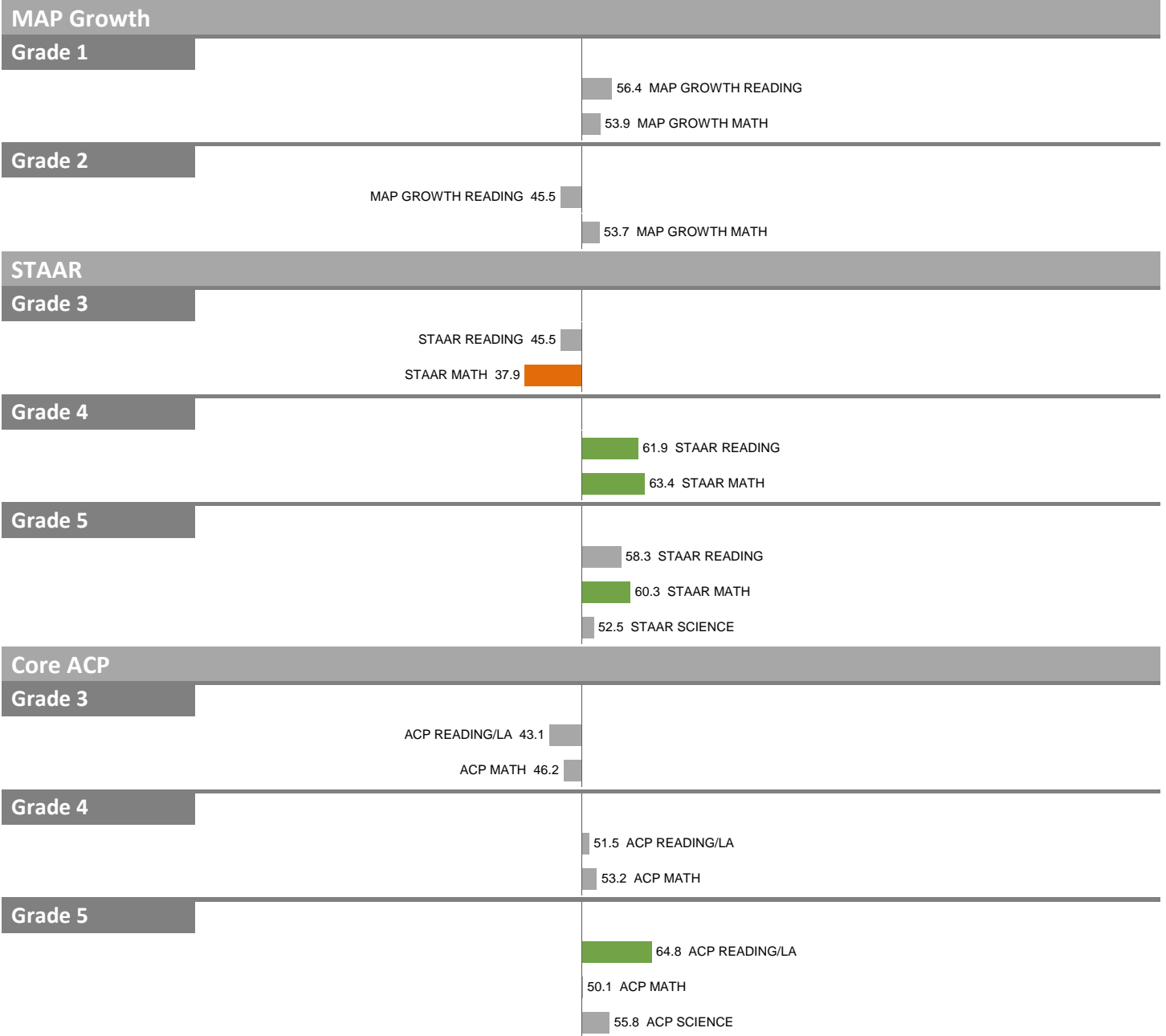


NOTES: "Overall SEI" has average 50 and standard deviation 5; an "average" overall SEI is 45 to 55. Component SEIs (e.g. Grade 5 STAAR Reading, PSAT Writing) each have average 50 and standard deviation 10; an "average" component SEI is 40 to 60. Component SEIs are computed only if at least eight test results are available.

2021-22 School Effectiveness Index (SEI) Detail

178–H.I. HOLLAND ELEMENTARY SCHOOL AT LISBON

Overall SEI: 52.5



NOTES: "Overall SEI" has average 50 and standard deviation 5; an "average" overall SEI is 45 to 55. Component SEIs (e.g. Grade 5 STAAR Reading, PSAT Writing) each have average 50 and standard deviation 10; an "average" component SEI is 40 to 60. Component SEIs are computed only if at least eight test results are available.

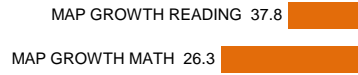
2021-22 School Effectiveness Index (SEI) Detail

180-B.H. MACON ELEMENTARY SCHOOL

Overall SEI: 48.3

MAP Growth

Grade 1

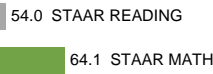


Grade 2

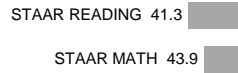


STAAR

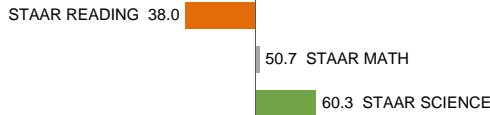
Grade 3



Grade 4

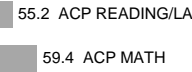


Grade 5



Core ACP

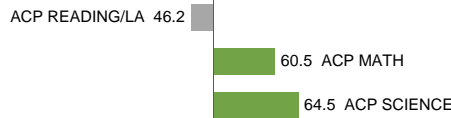
Grade 3



Grade 4



Grade 5



NOTES: "Overall SEI" has average 50 and standard deviation 5; an "average" overall SEI is 45 to 55. Component SEIs (e.g. Grade 5 STAAR Reading, PSAT Writing) each have average 50 and standard deviation 10; an "average" component SEI is 40 to 60. Component SEIs are computed only if at least eight test results are available.

2021-22 School Effectiveness Index (SEI) Detail

181-MAPLE LAWN ELEMENTARY SCHOOL

Overall SEI: 49.8

MAP Growth

Grade 1

MAP GROWTH READING 46.2
50.1 MAP GROWTH MATH

Grade 2

MAP GROWTH READING 33.7
MAP GROWTH MATH 34.5

STAAR

Grade 3

63.3 STAAR READING
65.8 STAAR MATH

Grade 4

STAAR READING 46.6
59.5 STAAR MATH

Grade 5

STAAR READING 49.5
50.1 STAAR MATH
STAAR SCIENCE 48.9

Core ACP

Grade 3

53.2 ACP READING/LA
61.0 ACP MATH

Grade 4

ACP READING/LA 46.1
55.8 ACP MATH

Grade 5

ACP READING/LA 45.7
ACP MATH 47.0
ACP SCIENCE 44.8

NOTES: "Overall SEI" has average 50 and standard deviation 5; an "average" overall SEI is 45 to 55. Component SEIs (e.g. Grade 5 STAAR Reading, PSAT Writing) each have average 50 and standard deviation 10; an "average" component SEI is 40 to 60. Component SEIs are computed only if at least eight test results are available.

2021-22 School Effectiveness Index (SEI) Detail

182—HERBERT MARCUS ELEMENTARY SCHOOL

Overall SEI: 50.9

MAP Growth

Grade 1

54.6 MAP GROWTH READING
50.2 MAP GROWTH MATH

Grade 2

63.5 MAP GROWTH READING
60.3 MAP GROWTH MATH

STAAR

Grade 3

60.3 STAAR READING
53.0 STAAR MATH

Grade 4

STAAR READING 44.1
STAAR MATH 48.5

Grade 5

53.2 STAAR READING
36.2 STAAR MATH
44.9 STAAR SCIENCE

Core ACP

Grade 3

54.0 ACP READING/LA
55.1 ACP MATH

Grade 4

ACP READING/LA 48.4
ACP MATH 48.4

Grade 5

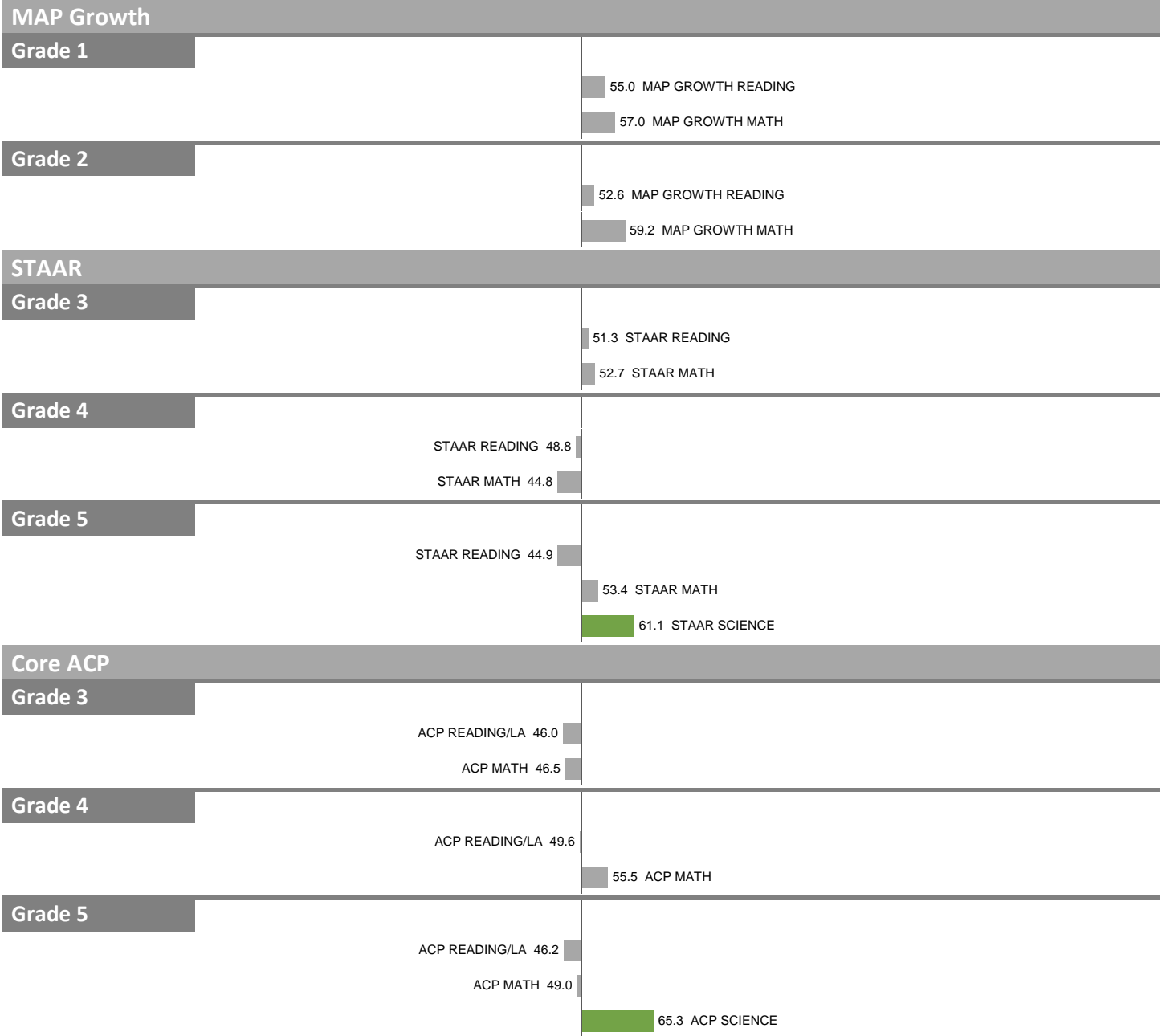
56.4 ACP READING/LA
33.5 ACP MATH
44.3 ACP SCIENCE

NOTES: "Overall SEI" has average 50 and standard deviation 5; an "average" overall SEI is 45 to 55. Component SEIs (e.g. Grade 5 STAAR Reading, PSAT Writing) each have average 50 and standard deviation 10; an "average" component SEI is 40 to 60. Component SEIs are computed only if at least eight test results are available.

2021-22 School Effectiveness Index (SEI) Detail

183—THOMAS L. MARSALIS ELEMENTARY STEAM ACADEMY

Overall SEI: 51.9



NOTES: "Overall SEI" has average 50 and standard deviation 5; an "average" overall SEI is 45 to 55. Component SEIs (e.g. Grade 5 STAAR Reading, PSAT Writing) each have average 50 and standard deviation 10; an "average" component SEI is 40 to 60. Component SEIs are computed only if at least eight test results are available.

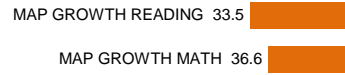
2021-22 School Effectiveness Index (SEI) Detail

184-BEN MILAM ELEMENTARY SCHOOL


Overall SEI: 39.6

MAP Growth

Grade 1

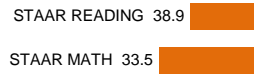


Grade 2

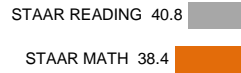


STAAR

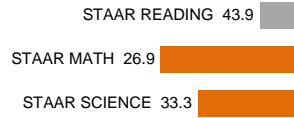
Grade 3



Grade 4

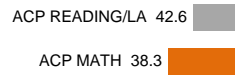


Grade 5

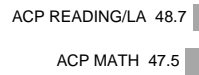


Core ACP

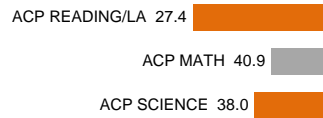
Grade 3



Grade 4



Grade 5




NOTES: "Overall SEI" has average 50 and standard deviation 5; an "average" overall SEI is 45 to 55. Component SEIs (e.g. Grade 5 STAAR Reading, PSAT Writing) each have average 50 and standard deviation 10; an "average" component SEI is 40 to 60. Component SEIs are computed only if at least eight test results are available.

2021-22 School Effectiveness Index (SEI) Detail

185–WILLIAM B. MILLER ELEMENTARY SCHOOL

Overall SEI: 48.3



NOTES: "Overall SEI" has average 50 and standard deviation 5; an "average" overall SEI is 45 to 55. Component SEIs (e.g. Grade 5 STAAR Reading, PSAT Writing) each have average 50 and standard deviation 10; an "average" component SEI is 40 to 60. Component SEIs are computed only if at least eight test results are available.

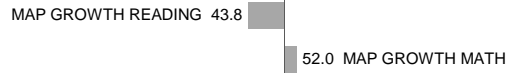
2021-22 School Effectiveness Index (SEI) Detail

187–NANCY MOSELEY ELEMENTARY SCHOOL

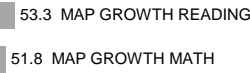
Overall SEI: 50.7

MAP Growth

Grade 1

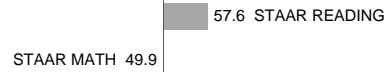


Grade 2

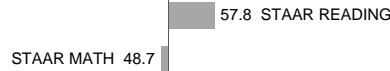


STAAR

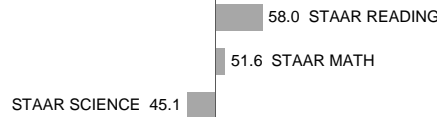
Grade 3



Grade 4

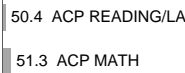


Grade 5

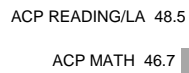


Core ACP

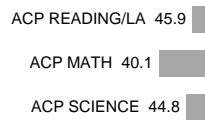
Grade 3



Grade 4



Grade 5




NOTES: "Overall SEI" has average 50 and standard deviation 5; an "average" overall SEI is 45 to 55. Component SEIs (e.g. Grade 5 STAAR Reading, PSAT Writing) each have average 50 and standard deviation 10; an "average" component SEI is 40 to 60. Component SEIs are computed only if at least eight test results are available.

2021-22 School Effectiveness Index (SEI) Detail

188-MOUNT AUBURN STEAM ACADEMY

Overall SEI: 50.9



NOTES: "Overall SEI" has average 50 and standard deviation 5; an "average" overall SEI is 45 to 55. Component SEIs (e.g. Grade 5 STAAR Reading, PSAT Writing) each have average 50 and standard deviation 10; an "average" component SEI is 40 to 60. Component SEIs are computed only if at least eight test results are available.

2021-22 School Effectiveness Index (SEI) Detail

189—CLARA OLIVER ELEMENTARY SCHOOL

Overall SEI: 49.8

MAP Growth

Grade 1

MAP GROWTH READING 42.8

MAP GROWTH MATH 44.7

Grade 2

51.1 MAP GROWTH READING

MAP GROWTH MATH 48.8

STAAR

Grade 3

56.9 STAAR READING

56.4 STAAR MATH

Grade 4

52.5 STAAR READING

50.3 STAAR MATH

Grade 5

53.4 STAAR READING

50.3 STAAR MATH

STAAR SCIENCE 43.7

Core ACP

Grade 3

52.1 ACP READING/LA

ACP MATH 44.7

Grade 4

ACP READING/LA 49.0

58.7 ACP MATH

Grade 5

54.5 ACP READING/LA

ACP MATH 45.8

ACP SCIENCE 41.5

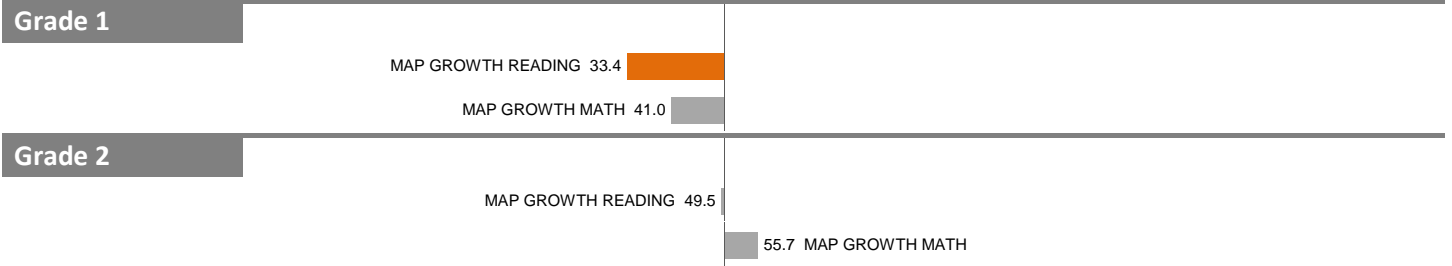
NOTES: "Overall SEI" has average 50 and standard deviation 5; an "average" overall SEI is 45 to 55. Component SEIs (e.g. Grade 5 STAAR Reading, PSAT Writing) each have average 50 and standard deviation 10; an "average" component SEI is 40 to 60. Component SEIs are computed only if at least eight test results are available.

2021-22 School Effectiveness Index (SEI) Detail

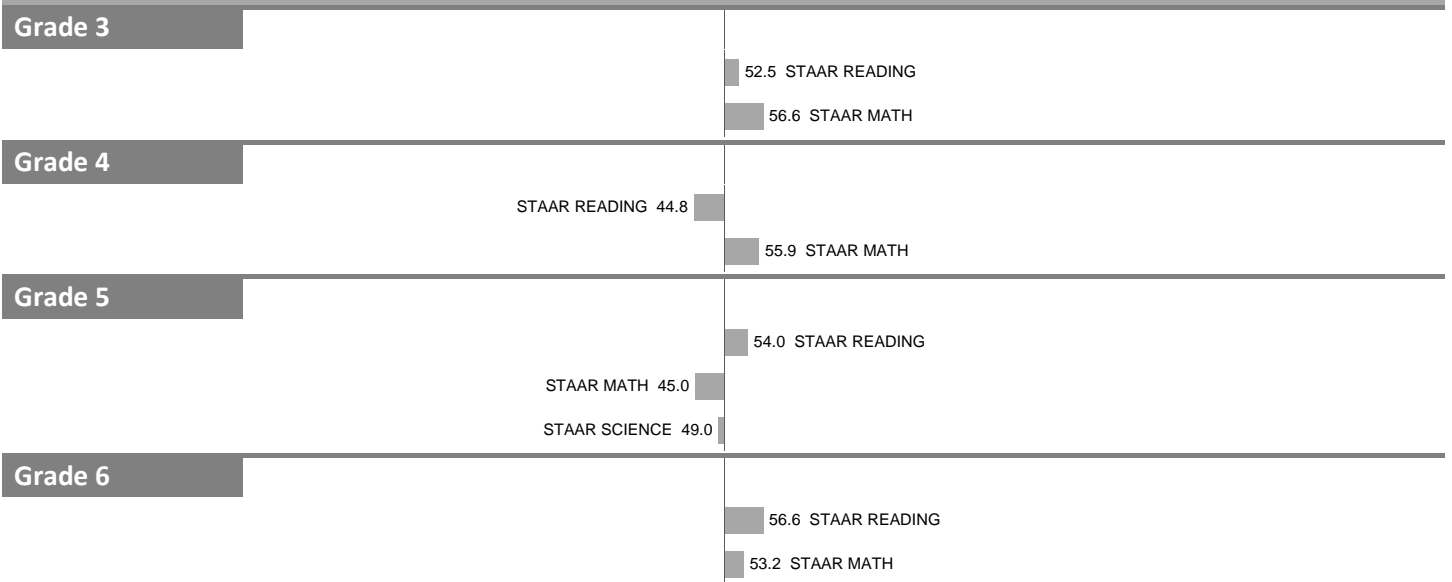
190—GEORGE PEABODY ELEMENTARY SCHOOL

Overall SEI: 49.9


MAP Growth



STAAR



Core ACP

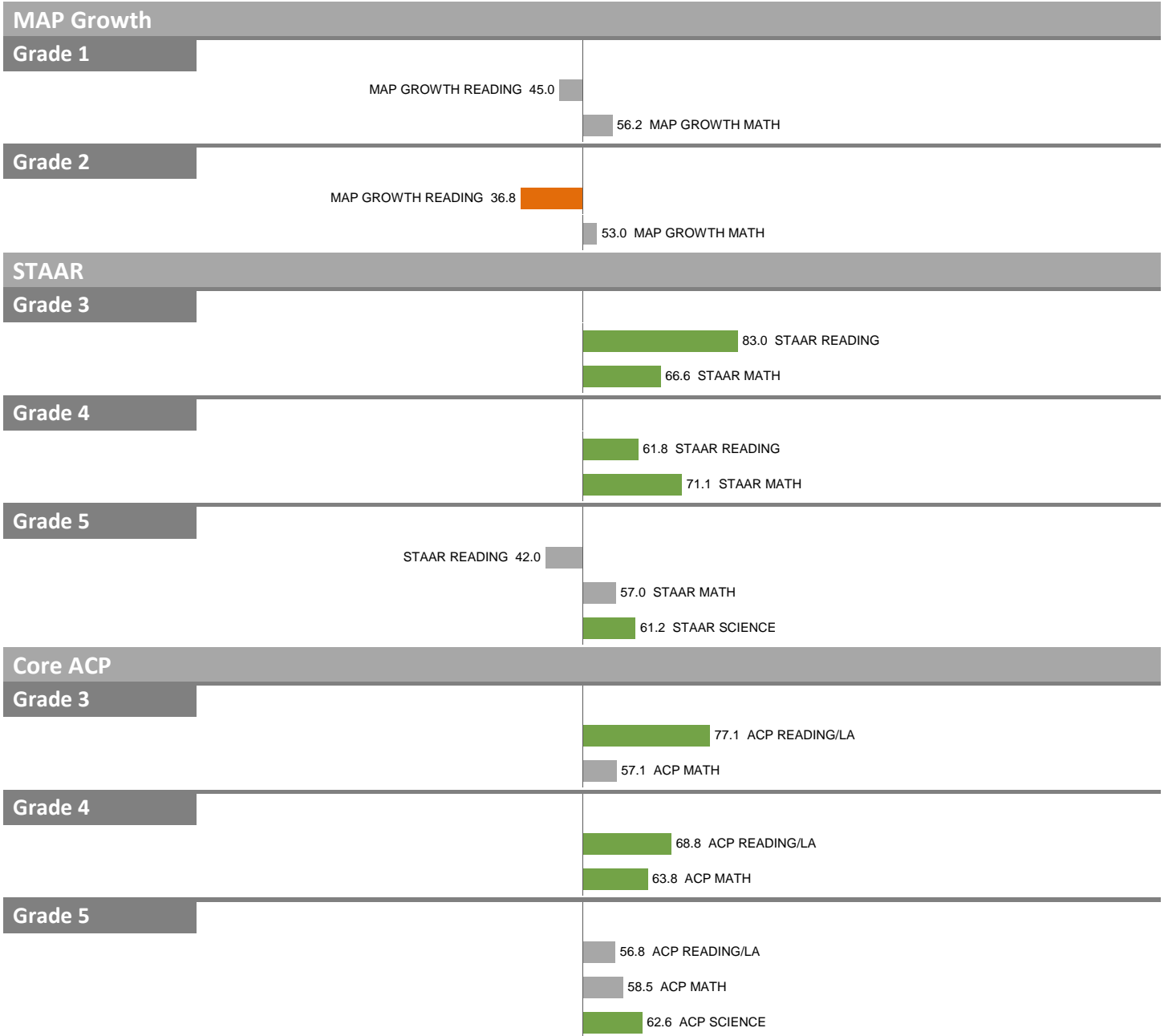


NOTES: "Overall SEI" has average 50 and standard deviation 5; an "average" overall SEI is 45 to 55. Component SEIs (e.g. Grade 5 STAAR Reading, PSAT Writing) each have average 50 and standard deviation 10; an "average" component SEI is 40 to 60. Component SEIs are computed only if at least eight test results are available.

2021-22 School Effectiveness Index (SEI) Detail

191-ELISHA M. PEASE ELEMENTARY SCHOOL

Overall SEI: 56.6



NOTES: "Overall SEI" has average 50 and standard deviation 5; an "average" overall SEI is 45 to 55. Component SEIs (e.g. Grade 5 STAAR Reading, PSAT Writing) each have average 50 and standard deviation 10; an "average" component SEI is 40 to 60. Component SEIs are computed only if at least eight test results are available.

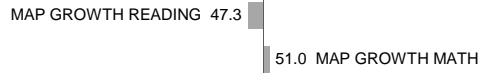
2021-22 School Effectiveness Index (SEI) Detail

192-JOHN F. PEELER ELEMENTARY SCHOOL

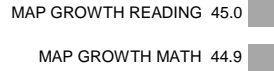
Overall SEI: 50.5

MAP Growth

Grade 1

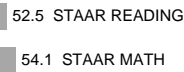


Grade 2

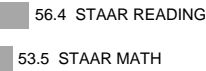


STAAR

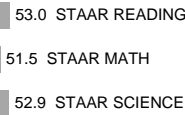
Grade 3



Grade 4

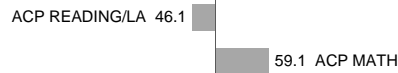


Grade 5

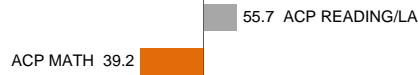


Core ACP

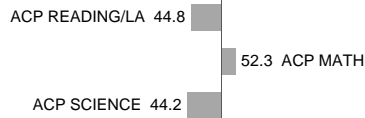
Grade 3



Grade 4



Grade 5



NOTES: "Overall SEI" has average 50 and standard deviation 5; an "average" overall SEI is 45 to 55. Component SEIs (e.g. Grade 5 STAAR Reading, PSAT Writing) each have average 50 and standard deviation 10; an "average" component SEI is 40 to 60. Component SEIs are computed only if at least eight test results are available.

2021-22 School Effectiveness Index (SEI) Detail

193—JOHN J. PERSHING ELEMENTARY SCHOOL

Overall SEI: 51.0

MAP Growth

Grade 1

60.4 MAP GROWTH READING

54.8 MAP GROWTH MATH

Grade 2

MAP GROWTH READING 45.7

MAP GROWTH MATH 39.3

STAAR

Grade 3

55.6 STAAR READING

55.6 STAAR MATH

Grade 4

55.3 STAAR READING

STAAR MATH 45.5

Grade 5

50.2 STAAR READING

STAAR MATH 47.8

60.4 STAAR SCIENCE

Core ACP

Grade 3

ACP READING/LA 43.1

ACP MATH 48.5

Grade 4

ACP READING/LA 42.9

ACP MATH 47.6

Grade 5

ACP READING/LA 46.0

56.6 ACP MATH


57.7 ACP SCIENCE

NOTES: "Overall SEI" has average 50 and standard deviation 5; an "average" overall SEI is 45 to 55. Component SEIs (e.g. Grade 5 STAAR Reading, PSAT Writing) each have average 50 and standard deviation 10; an "average" component SEI is 40 to 60. Component SEIs are computed only if at least eight test results are available.

2021-22 School Effectiveness Index (SEI) Detail

194-K.B. POLK ELEMENTARY SCHOOL

Overall SEI: 47.0



NOTES: "Overall SEI" has average 50 and standard deviation 5; an "average" overall SEI is 45 to 55. Component SEIs (e.g. Grade 5 STAAR Reading, PSAT Writing) each have average 50 and standard deviation 10; an "average" component SEI is 40 to 60. Component SEIs are computed only if at least eight test results are available.

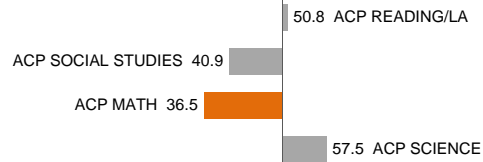
2021-22 School Effectiveness Index (SEI) Detail

194-K.B. POLK ELEMENTARY SCHOOL

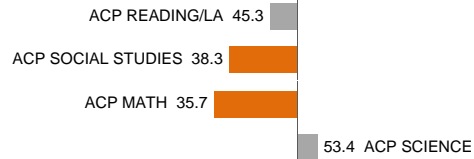
Overall SEI: 47.0

Core ACP

Grade 6



Grade 7



Other ACP

Schoolwide




NOTES: "Overall SEI" has average 50 and standard deviation 5; an "average" overall SEI is 45 to 55. Component SEIs (e.g. Grade 5 STAAR Reading, PSAT Writing) each have average 50 and standard deviation 10; an "average" component SEI is 40 to 60. Component SEIs are computed only if at least eight test results are available.

2021-22 School Effectiveness Index (SEI) Detail

195—PRESTON HOLLOW ELEMENTARY SCHOOL

Overall SEI: 50.9

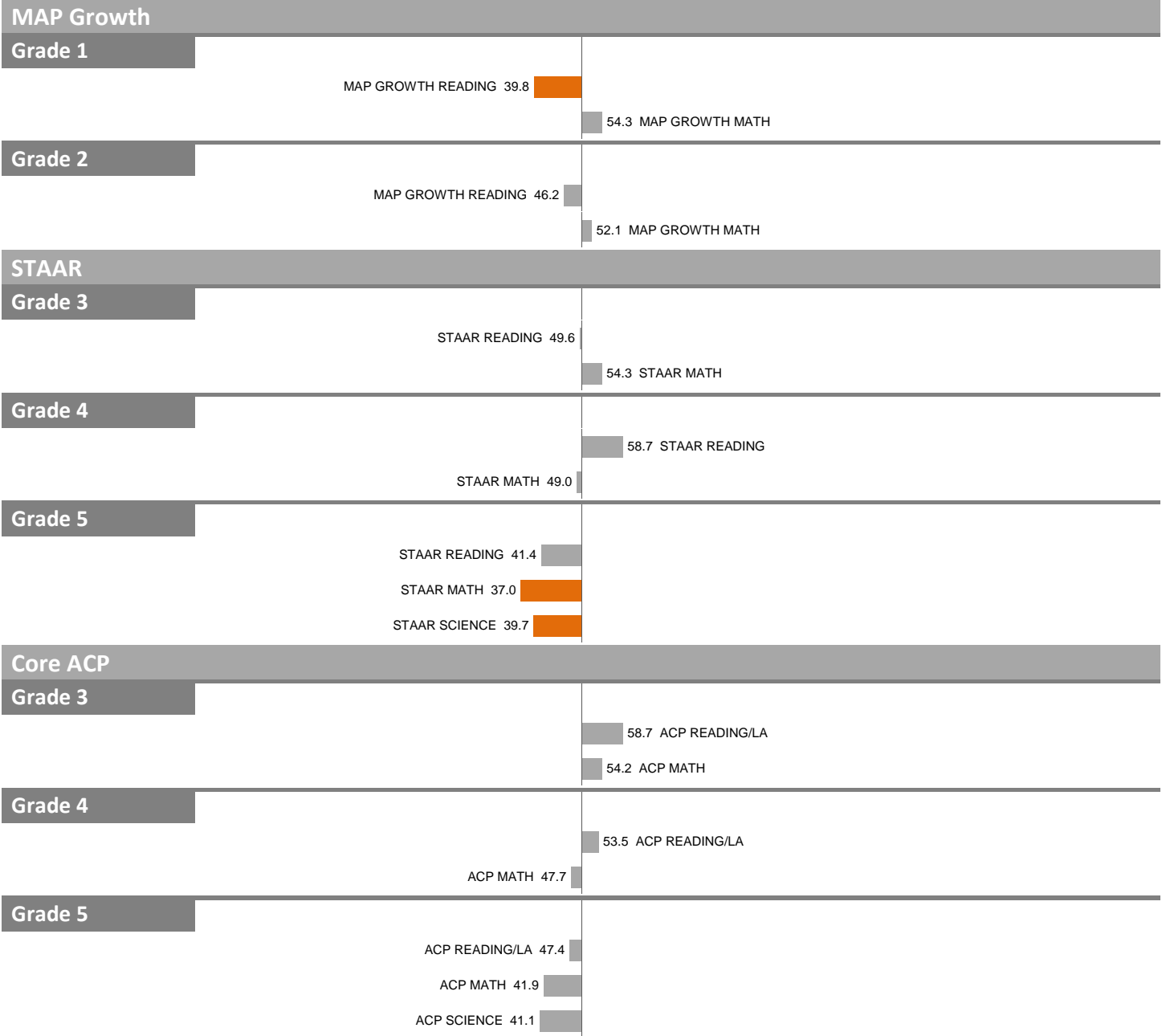


NOTES: "Overall SEI" has average 50 and standard deviation 5; an "average" overall SEI is 45 to 55. Component SEIs (e.g. Grade 5 STAAR Reading, PSAT Writing) each have average 50 and standard deviation 10; an "average" component SEI is 40 to 60. Component SEIs are computed only if at least eight test results are available.

2021-22 School Effectiveness Index (SEI) Detail

197-BISHOP ARTS STEAM ACADEMY

Overall SEI: 48.0



NOTES: "Overall SEI" has average 50 and standard deviation 5; an "average" overall SEI is 45 to 55. Component SEIs (e.g. Grade 5 STAAR Reading, PSAT Writing) each have average 50 and standard deviation 10; an "average" component SEI is 40 to 60. Component SEIs are computed only if at least eight test results are available.

2021-22 School Effectiveness Index (SEI) Detail

198—MARTHA TURNER REILLY ELEMENTARY SCHOOL

Overall SEI: 48.3

MAP Growth

Grade 1

MAP GROWTH READING 29.1

MAP GROWTH MATH 43.7

Grade 2

52.3 MAP GROWTH READING

MAP GROWTH MATH 45.1

STAAR

Grade 3

56.6 STAAR READING

STAAR MATH 49.3

Grade 4

STAAR READING 48.9

59.5 STAAR MATH

Grade 5

51.8 STAAR READING

STAAR MATH 42.3

STAAR SCIENCE 49.2

Core ACP

Grade 3

58.3 ACP READING/LA

ACP MATH 45.9

Grade 4

ACP READING/LA 44.9

50.4 ACP MATH

Grade 5

51.2 ACP READING/LA

ACP MATH 42.2

ACP SCIENCE 47.5

NOTES: "Overall SEI" has average 50 and standard deviation 5; an "average" overall SEI is 45 to 55. Component SEIs (e.g. Grade 5 STAAR Reading, PSAT Writing) each have average 50 and standard deviation 10; an "average" component SEI is 40 to 60. Component SEIs are computed only if at least eight test results are available.

2021-22 School Effectiveness Index (SEI) Detail

199—REINHARDT ELEMENTARY SCHOOL

Overall SEI: 47.0

MAP Growth

Grade 1

MAP GROWTH READING 45.6

MAP GROWTH MATH 45.5

Grade 2

55.6 MAP GROWTH READING

50.8 MAP GROWTH MATH

STAAR

Grade 3

STAAR READING 46.1

STAAR MATH 49.5

Grade 4

STAAR READING 48.2

STAAR MATH 48.2

Grade 5

STAAR READING 39.7

STAAR MATH 40.9

STAAR SCIENCE 35.1

Core ACP

Grade 3

ACP READING/LA 41.8

52.0 ACP MATH

Grade 4

60.0 ACP READING/LA

54.4 ACP MATH

Grade 5

ACP READING/LA 46.9

ACP MATH 45.3

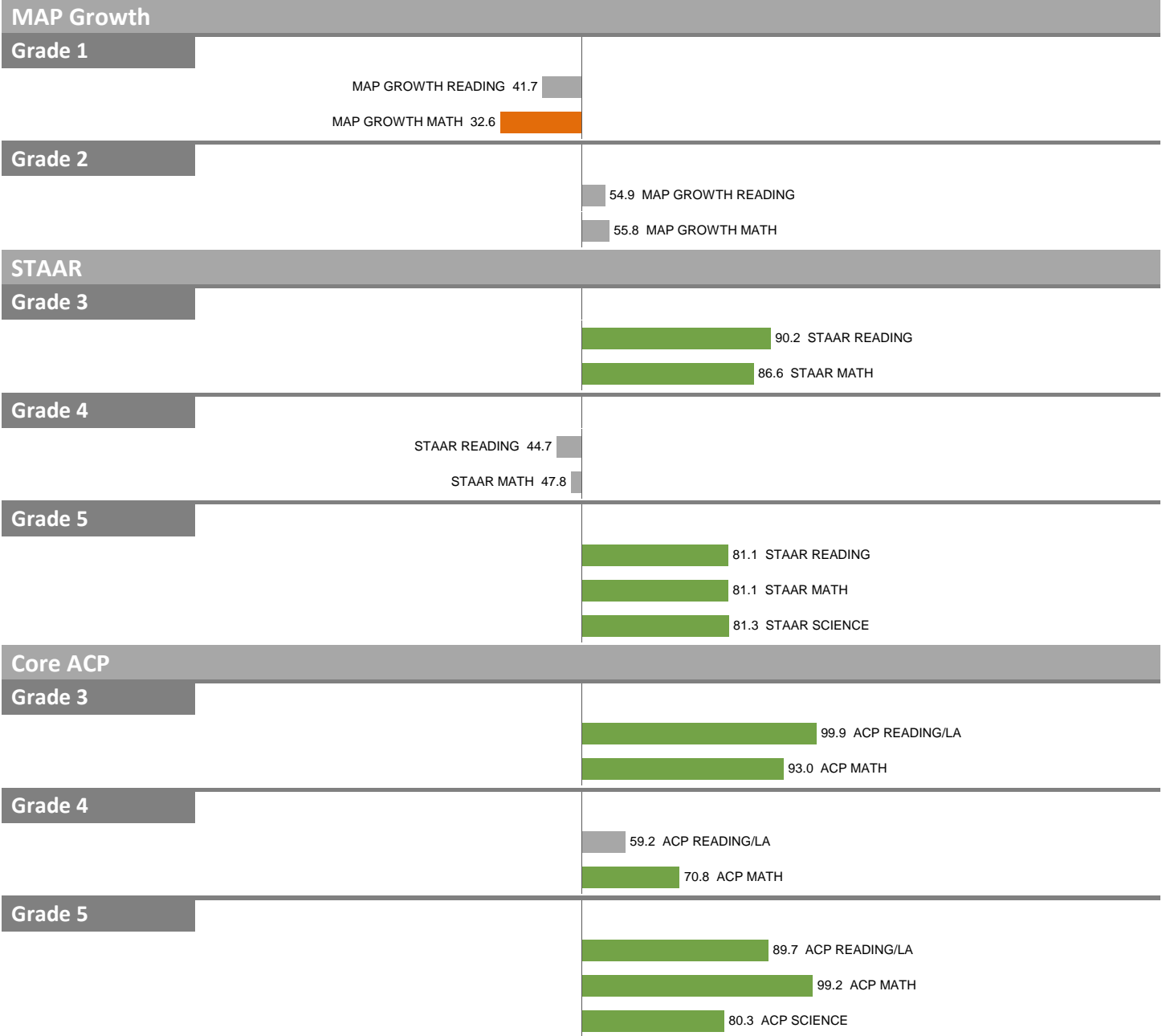
ACP SCIENCE 49.2

NOTES: "Overall SEI" has average 50 and standard deviation 5; an "average" overall SEI is 45 to 55. Component SEIs (e.g. Grade 5 STAAR Reading, PSAT Writing) each have average 50 and standard deviation 10; an "average" component SEI is 40 to 60. Component SEIs are computed only if at least eight test results are available.

2021-22 School Effectiveness Index (SEI) Detail

201-CHARLES RICE LEARNING CENTER

Overall SEI: 63.2



NOTES: "Overall SEI" has average 50 and standard deviation 5; an "average" overall SEI is 45 to 55. Component SEIs (e.g. Grade 5 STAAR Reading, PSAT Writing) each have average 50 and standard deviation 10; an "average" component SEI is 40 to 60. Component SEIs are computed only if at least eight test results are available.

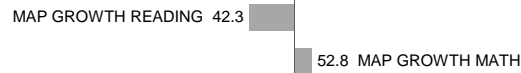
2021-22 School Effectiveness Index (SEI) Detail

202-ORAN M. ROBERTS ELEMENTARY SCHOOL

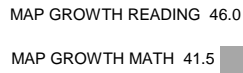
Overall SEI: 44.4

MAP Growth

Grade 1

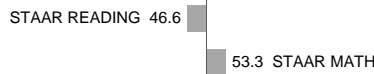


Grade 2

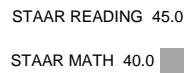


STAAR

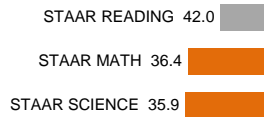
Grade 3



Grade 4

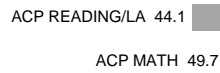


Grade 5



Core ACP

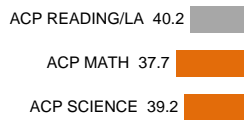
Grade 3



Grade 4



Grade 5



NOTES: "Overall SEI" has average 50 and standard deviation 5; an "average" overall SEI is 45 to 55. Component SEIs (e.g. Grade 5 STAAR Reading, PSAT Writing) each have average 50 and standard deviation 10; an "average" component SEI is 40 to 60. Component SEIs are computed only if at least eight test results are available.

2021-22 School Effectiveness Index (SEI) Detail

203–DAN D. ROGERS ELEMENTARY SCHOOL

Overall SEI: 56.7

MAP Growth

Grade 1

MAP GROWTH READING 44.3
MAP GROWTH MATH 48.4

Grade 2

60.4 MAP GROWTH READING
59.6 MAP GROWTH MATH

STAAR

Grade 3

STAAR READING 48.4
57.2 STAAR MATH

Grade 4

79.4 STAAR READING
72.5 STAAR MATH

Grade 5

54.3 STAAR READING
STAAR MATH 49.5
65.7 STAAR SCIENCE

Core ACP

Grade 3

63.2 ACP READING/LA
61.5 ACP MATH

Grade 4

62.4 ACP READING/LA
63.7 ACP MATH

Grade 5

57.2 ACP READING/LA
52.5 ACP MATH
66.0 ACP SCIENCE

NOTES: "Overall SEI" has average 50 and standard deviation 5; an "average" overall SEI is 45 to 55. Component SEIs (e.g. Grade 5 STAAR Reading, PSAT Writing) each have average 50 and standard deviation 10; an "average" component SEI is 40 to 60. Component SEIs are computed only if at least eight test results are available.

2021-22 School Effectiveness Index (SEI) Detail

204-ROSEMONT LOWER SCHOOL

Overall SEI: 48.6

MAP Growth

Grade 1

51.7 MAP GROWTH READING

61.0 MAP GROWTH MATH

Grade 2

MAP GROWTH READING 44.8

MAP GROWTH MATH 47.1

STAAR

Grade 3

54.3 STAAR READING

58.2 STAAR MATH

Grade 4

50.5 STAAR READING

STAAR MATH 46.5

Grade 5

STAAR READING 35.3

STAAR MATH 41.3

STAAR SCIENCE 45.3

Core ACP

Grade 3

ACP READING/LA 45.9

61.3 ACP MATH

Grade 4

ACP READING/LA 42.0

ACP MATH 37.5

Grade 5

ACP READING/LA 47.1

ACP MATH 43.7

50.4 ACP SCIENCE

NOTES: "Overall SEI" has average 50 and standard deviation 5; an "average" overall SEI is 45 to 55. Component SEIs (e.g. Grade 5 STAAR Reading, PSAT Writing) each have average 50 and standard deviation 10; an "average" component SEI is 40 to 60. Component SEIs are computed only if at least eight test results are available.

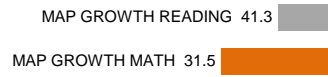
2021-22 School Effectiveness Index (SEI) Detail

205—CLINTON P. RUSSELL ELEMENTARY SCHOOL

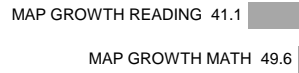
Overall SEI: 44.1

MAP Growth

Grade 1

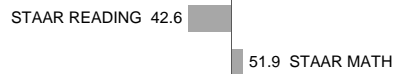


Grade 2

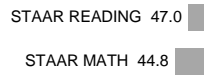


STAAR

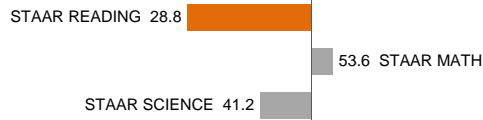
Grade 3



Grade 4

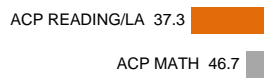


Grade 5

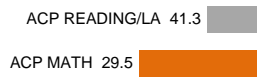


Core ACP

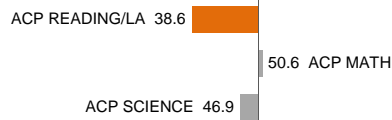
Grade 3



Grade 4



Grade 5




NOTES: "Overall SEI" has average 50 and standard deviation 5; an "average" overall SEI is 45 to 55. Component SEIs (e.g. Grade 5 STAAR Reading, PSAT Writing) each have average 50 and standard deviation 10; an "average" component SEI is 40 to 60. Component SEIs are computed only if at least eight test results are available.

2021-22 School Effectiveness Index (SEI) Detail

206-ALEX SANGER PREPARATORY SCHOOL

Overall SEI: 51.5

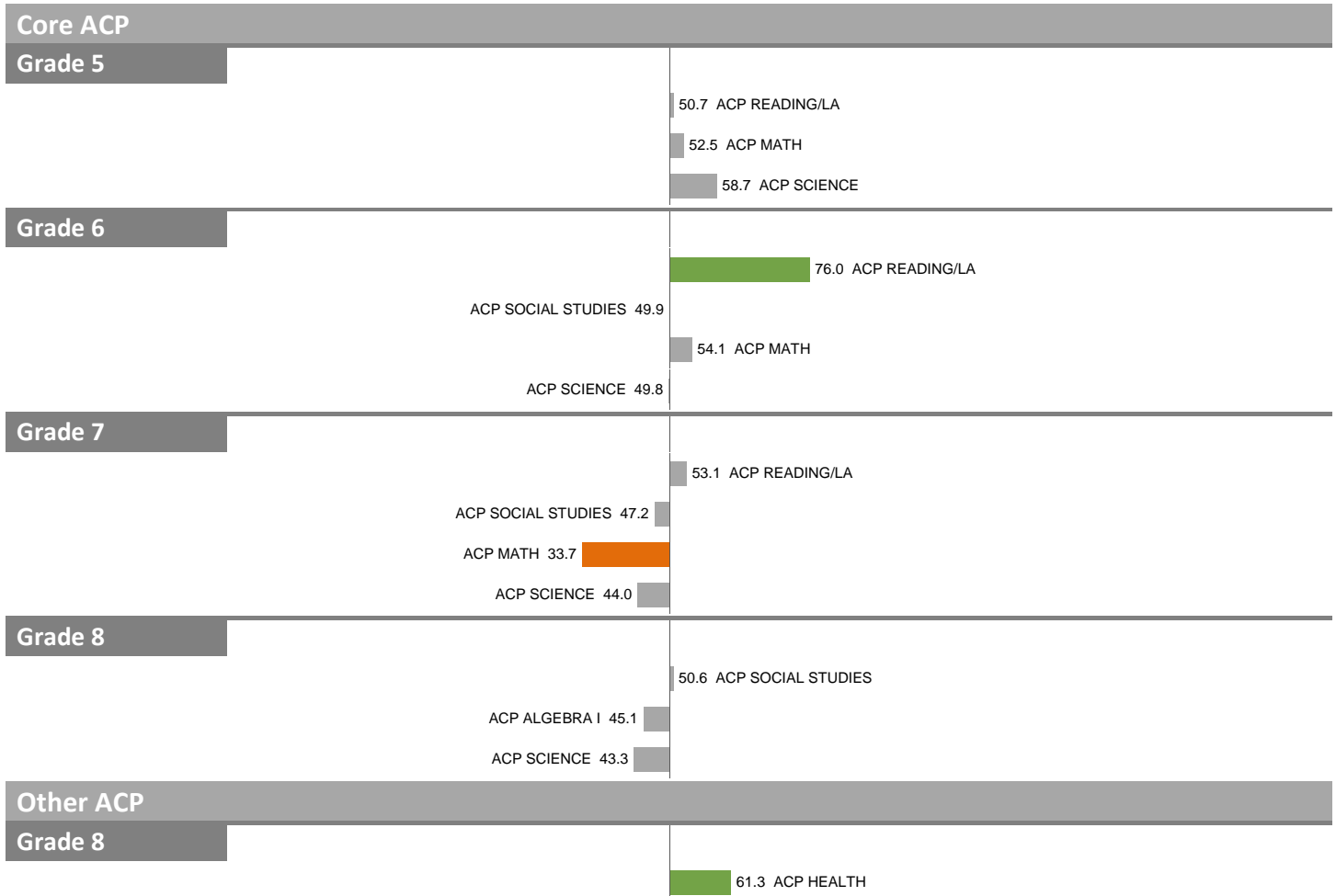


NOTES: "Overall SEI" has average 50 and standard deviation 5; an "average" overall SEI is 45 to 55. Component SEIs (e.g. Grade 5 STAAR Reading, PSAT Writing) each have average 50 and standard deviation 10; an "average" component SEI is 40 to 60. Component SEIs are computed only if at least eight test results are available.

2021-22 School Effectiveness Index (SEI) Detail

206–ALEX SANGER PREPARATORY SCHOOL

Overall SEI: 51.5




NOTES: "Overall SEI" has average 50 and standard deviation 5; an "average" overall SEI is 45 to 55. Component SEIs (e.g. Grade 5 STAAR Reading, PSAT Writing) each have average 50 and standard deviation 10; an "average" component SEI is 40 to 60. Component SEIs are computed only if at least eight test results are available.

2021-22 School Effectiveness Index (SEI) Detail

207-SAN JACINTO ELEMENTARY SCHOOL

Overall SEI: 49.4



NOTES: "Overall SEI" has average 50 and standard deviation 5; an "average" overall SEI is 45 to 55. Component SEIs (e.g. Grade 5 STAAR Reading, PSAT Writing) each have average 50 and standard deviation 10; an "average" component SEI is 40 to 60. Component SEIs are computed only if at least eight test results are available.

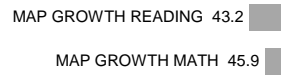
2021-22 School Effectiveness Index (SEI) Detail

208-SEAGOVILLE ELEMENTARY SCHOOL

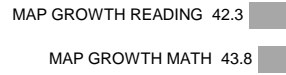
Overall SEI: 46.3

MAP Growth

Grade 1



Grade 2

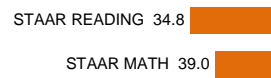


STAAR

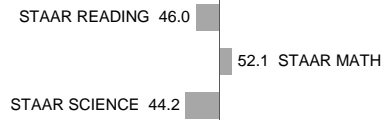
Grade 3



Grade 4

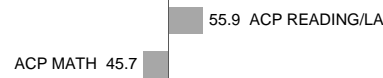


Grade 5

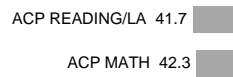


Core ACP

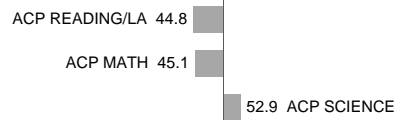
Grade 3



Grade 4



Grade 5




NOTES: "Overall SEI" has average 50 and standard deviation 5; an "average" overall SEI is 45 to 55. Component SEIs (e.g. Grade 5 STAAR Reading, PSAT Writing) each have average 50 and standard deviation 10; an "average" component SEI is 40 to 60. Component SEIs are computed only if at least eight test results are available.

2021-22 School Effectiveness Index (SEI) Detail

209-ASCHER SILBERSTEIN ELEMENTARY SCHOOL

Overall SEI: 52.3



NOTES: "Overall SEI" has average 50 and standard deviation 5; an "average" overall SEI is 45 to 55. Component SEIs (e.g. Grade 5 STAAR Reading, PSAT Writing) each have average 50 and standard deviation 10; an "average" component SEI is 40 to 60. Component SEIs are computed only if at least eight test results are available.

2021-22 School Effectiveness Index (SEI) Detail

210-LESLIE A. STEMMONS ELEMENTARY SCHOOL

Overall SEI: 48.1

MAP Growth

Grade 1

MAP GROWTH READING 46.3

MAP GROWTH MATH 39.4

Grade 2

50.6 MAP GROWTH READING

57.1 MAP GROWTH MATH

STAAR

Grade 3

63.6 STAAR READING

68.9 STAAR MATH

Grade 4

STAAR READING 41.3

50.8 STAAR MATH

Grade 5

STAAR READING 45.5

STAAR MATH 34.2

STAAR SCIENCE 34.9

Core ACP

Grade 3

55.0 ACP READING/LA

52.9 ACP MATH

Grade 4

ACP READING/LA 43.5

ACP MATH 47.2

Grade 5

ACP READING/LA 45.0

ACP MATH 32.4

ACP SCIENCE 33.1

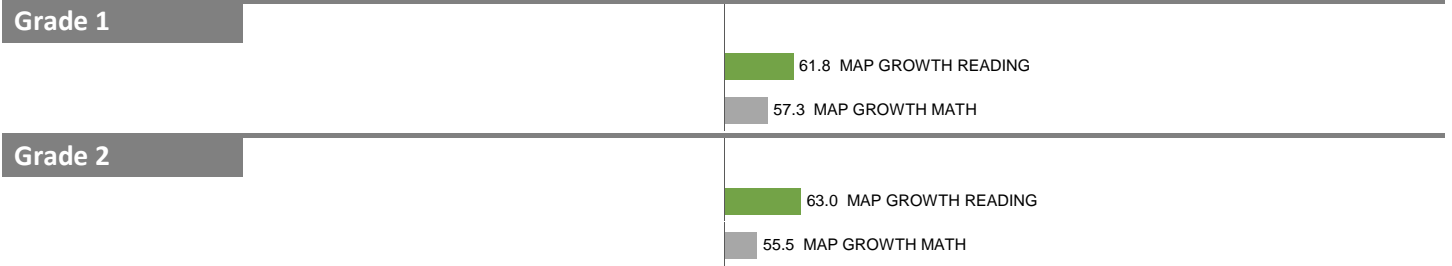
NOTES: "Overall SEI" has average 50 and standard deviation 5; an "average" overall SEI is 45 to 55. Component SEIs (e.g. Grade 5 STAAR Reading, PSAT Writing) each have average 50 and standard deviation 10; an "average" component SEI is 40 to 60. Component SEIs are computed only if at least eight test results are available.

2021-22 School Effectiveness Index (SEI) Detail


211–STEVENS PARK ELEMENTARY SCHOOL

Overall SEI: 54.7


MAP Growth



STAAR



Core ACP



NOTES: "Overall SEI" has average 50 and standard deviation 5; an "average" overall SEI is 45 to 55. Component SEIs (e.g. Grade 5 STAAR Reading, PSAT Writing) each have average 50 and standard deviation 10; an "average" component SEI is 40 to 60. Component SEIs are computed only if at least eight test results are available.

2021-22 School Effectiveness Index (SEI) Detail

213-T.G. TERRY ELEMENTARY SCHOOL

Overall SEI: 46.6

MAP Growth

Grade 1

MAP GROWTH READING 37.6

MAP GROWTH MATH 30.8

Grade 2

52.2 MAP GROWTH READING

MAP GROWTH MATH 44.6

STAAR

Grade 3

STAAR READING 46.6

STAAR MATH 43.8

Grade 4

STAAR READING 45.5

STAAR MATH 47.2

Grade 5

STAAR READING 47.5

51.1 STAAR MATH

50.0 STAAR SCIENCE

Core ACP

Grade 3

ACP READING/LA 40.6

ACP MATH 35.8

Grade 4

51.1 ACP READING/LA

59.9 ACP MATH

Grade 5

54.2 ACP READING/LA

58.2 ACP MATH

57.8 ACP SCIENCE

NOTES: "Overall SEI" has average 50 and standard deviation 5; an "average" overall SEI is 45 to 55. Component SEIs (e.g. Grade 5 STAAR Reading, PSAT Writing) each have average 50 and standard deviation 10; an "average" component SEI is 40 to 60. Component SEIs are computed only if at least eight test results are available.

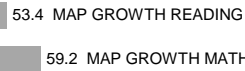
2021-22 School Effectiveness Index (SEI) Detail

215-ROBERT L. THORNTON ELEMENTARY SCHOOL

Overall SEI: 48.8

MAP Growth

Grade 1

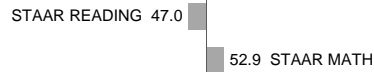


Grade 2

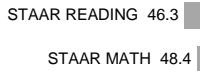


STAAR

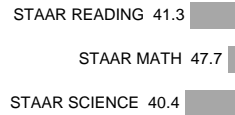
Grade 3



Grade 4

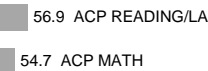


Grade 5



Core ACP

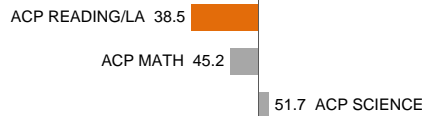
Grade 3



Grade 4



Grade 5

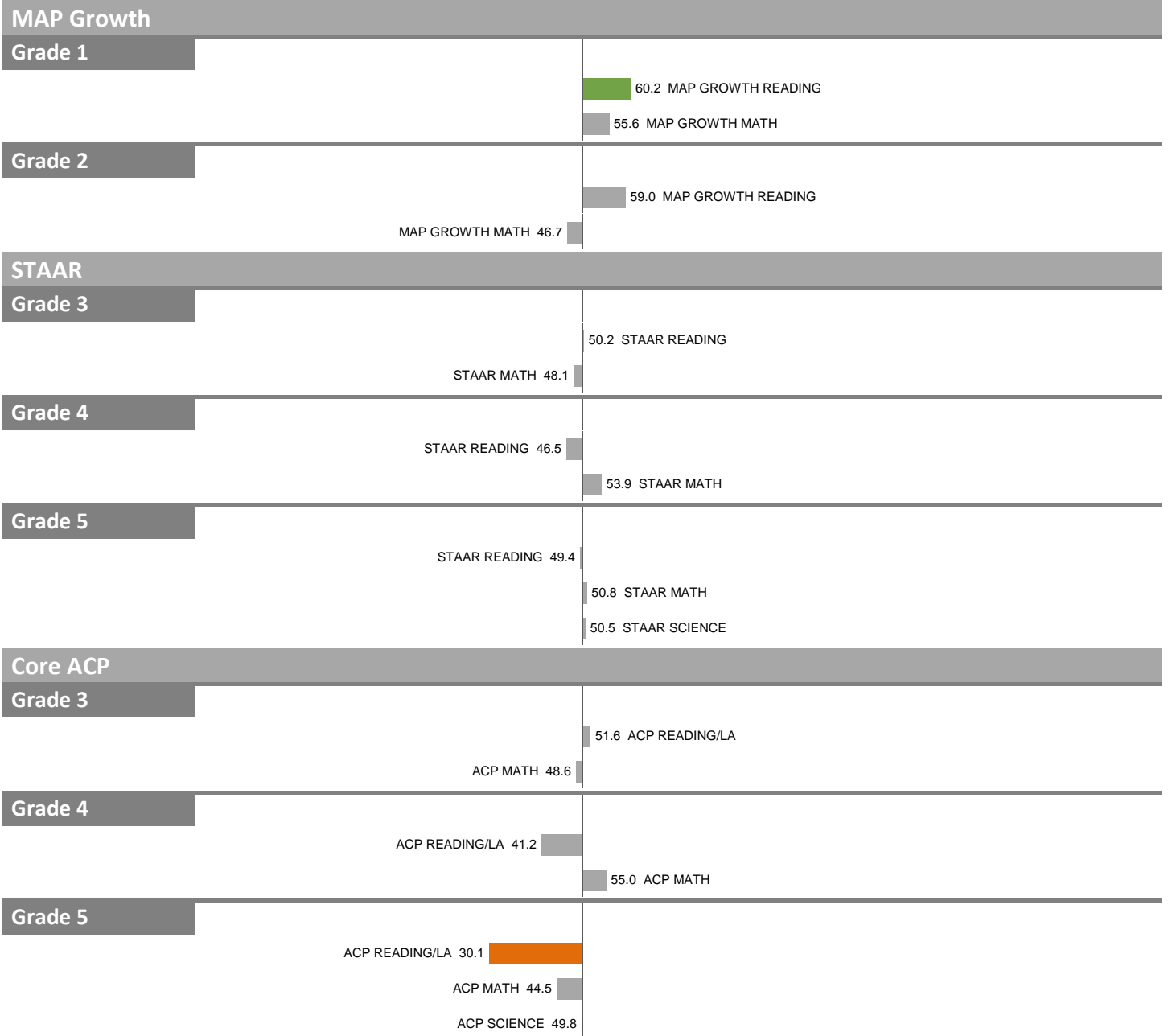


NOTES: "Overall SEI" has average 50 and standard deviation 5; an "average" overall SEI is 45 to 55. Component SEIs (e.g. Grade 5 STAAR Reading, PSAT Writing) each have average 50 and standard deviation 10; an "average" component SEI is 40 to 60. Component SEIs are computed only if at least eight test results are available.

2021-22 School Effectiveness Index (SEI) Detail

216-EDWARD TITCHE ELEMENTARY SCHOOL

Overall SEI: 50.7

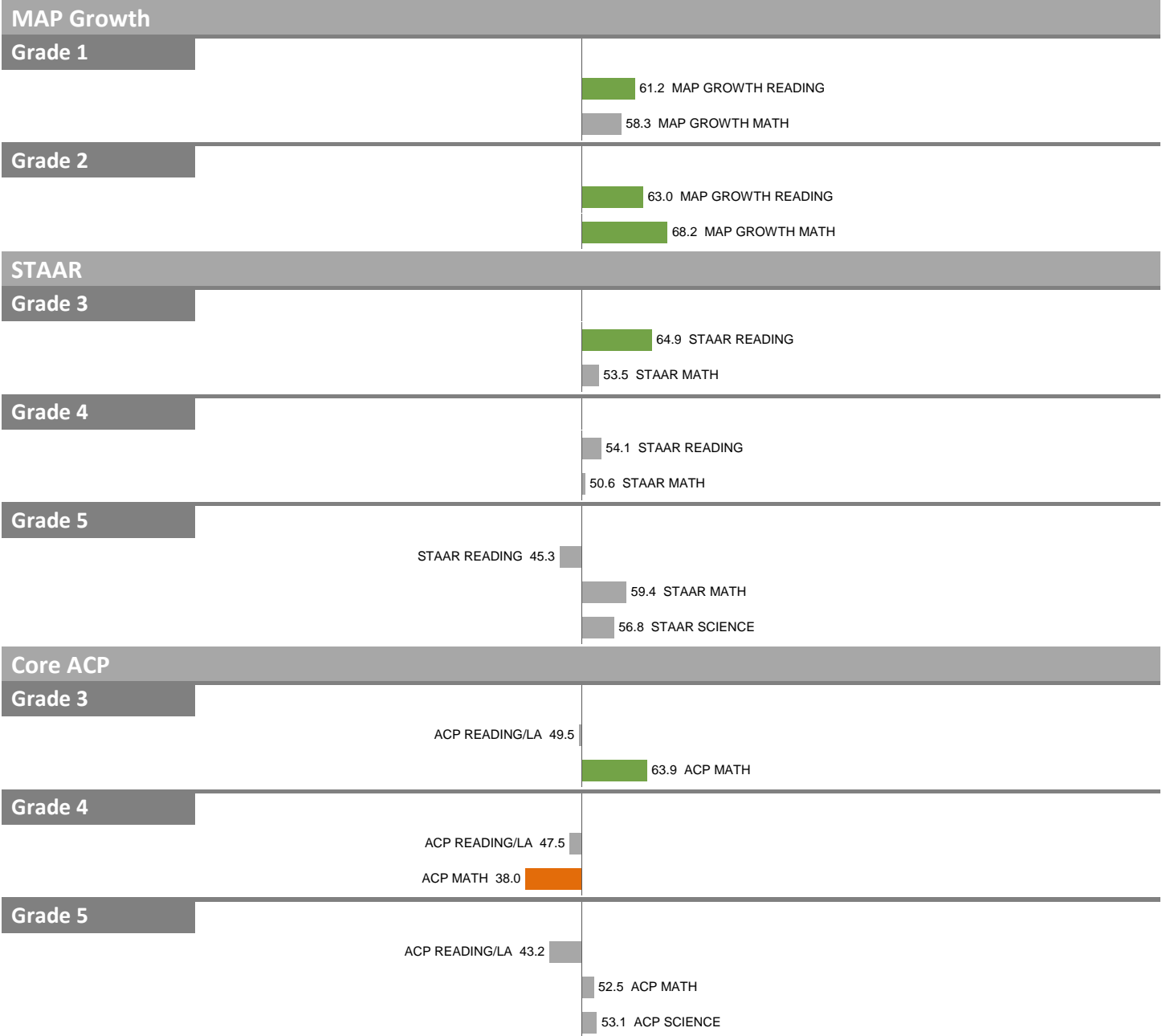


NOTES: "Overall SEI" has average 50 and standard deviation 5; an "average" overall SEI is 45 to 55. Component SEIs (e.g. Grade 5 STAAR Reading, PSAT Writing) each have average 50 and standard deviation 10; an "average" component SEI is 40 to 60. Component SEIs are computed only if at least eight test results are available.

2021-22 School Effectiveness Index (SEI) Detail

218—GEORGE W. TRUETT ELEMENTARY SCHOOL

Overall SEI: 55.2

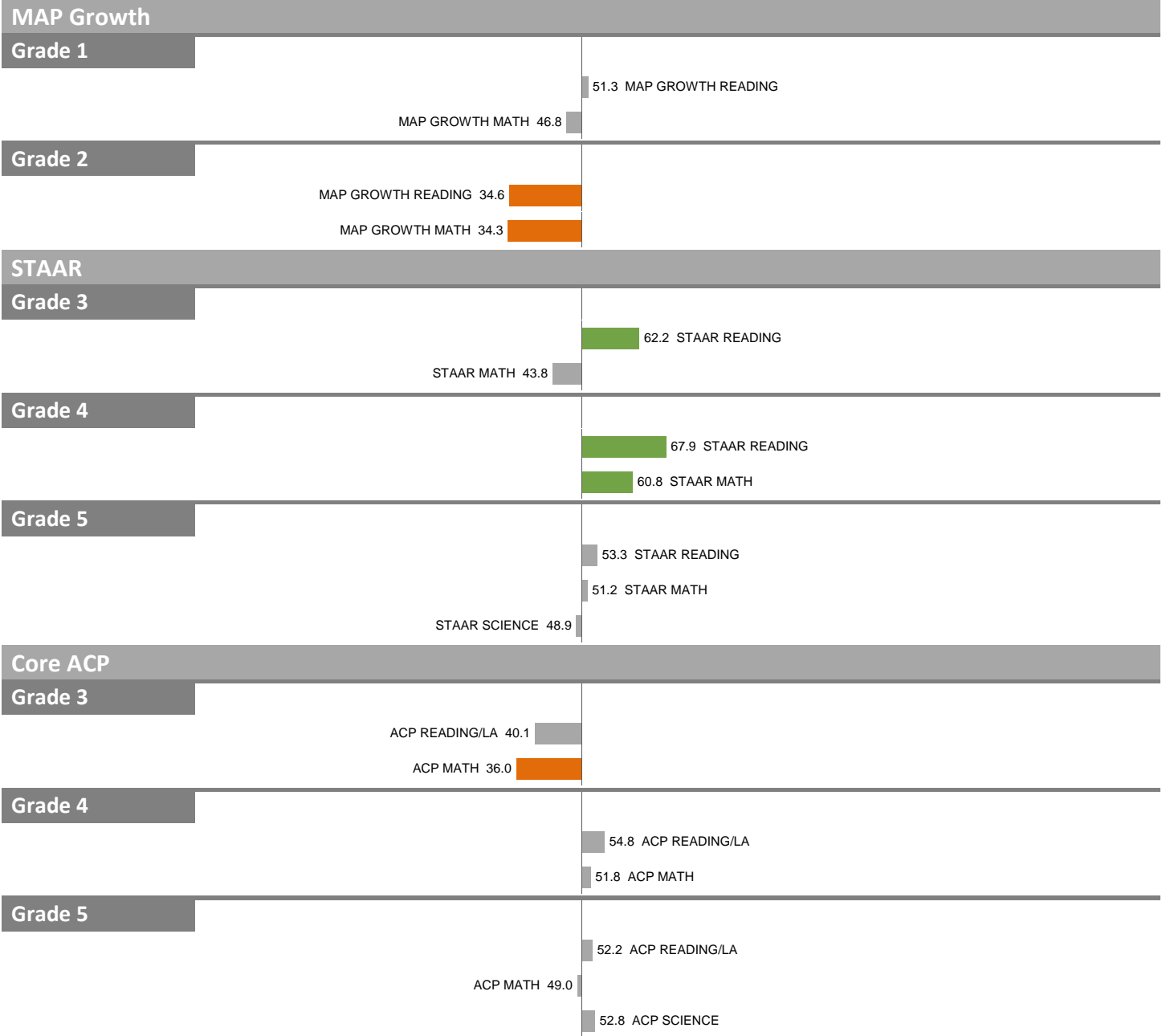


NOTES: "Overall SEI" has average 50 and standard deviation 5; an "average" overall SEI is 45 to 55. Component SEIs (e.g. Grade 5 STAAR Reading, PSAT Writing) each have average 50 and standard deviation 10; an "average" component SEI is 40 to 60. Component SEIs are computed only if at least eight test results are available.

2021-22 School Effectiveness Index (SEI) Detail

219-ADELLE TURNER ELEMENTARY SCHOOL

Overall SEI: 49.9




NOTES: "Overall SEI" has average 50 and standard deviation 5; an "average" overall SEI is 45 to 55. Component SEIs (e.g. Grade 5 STAAR Reading, PSAT Writing) each have average 50 and standard deviation 10; an "average" component SEI is 40 to 60. Component SEIs are computed only if at least eight test results are available.

2021-22 School Effectiveness Index (SEI) Detail

222-URBAN PARK ELEMENTARY SCHOOL

Overall SEI: 45.9



NOTES: "Overall SEI" has average 50 and standard deviation 5; an "average" overall SEI is 45 to 55. Component SEIs (e.g. Grade 5 STAAR Reading, PSAT Writing) each have average 50 and standard deviation 10; an "average" component SEI is 40 to 60. Component SEIs are computed only if at least eight test results are available.

2021-22 School Effectiveness Index (SEI) Detail

224–WALNUT HILL ELEMENTARY SCHOOL

Overall SEI: 44.3

MAP Growth

Grade 1

MAP GROWTH READING 48.2
MAP GROWTH MATH 49.2

Grade 2

58.4 MAP GROWTH READING
54.1 MAP GROWTH MATH

STAAR

Grade 3

STAAR READING 38.4
STAAR MATH 40.6

Grade 4

STAAR READING 48.2
STAAR MATH 46.2

Grade 5

STAAR READING 41.4
STAAR MATH 42.2
STAAR SCIENCE 39.9

Grade 6

STAAR READING 45.7
52.2 STAAR MATH

Grade 7

54.5 STAAR READING

Grade 8

STAAR MATH 30.9
STAAR SCIENCE 33.0

Core ACP

Grade 3

ACP READING/LA 48.5
ACP MATH 38.9

Grade 4

ACP READING/LA 46.6
ACP MATH 44.4

Grade 5

ACP READING/LA 42.8
ACP MATH 49.8
ACP SCIENCE 37.2

NOTES: "Overall SEI" has average 50 and standard deviation 5; an "average" overall SEI is 45 to 55. Component SEIs (e.g. Grade 5 STAAR Reading, PSAT Writing) each have average 50 and standard deviation 10; an "average" component SEI is 40 to 60. Component SEIs are computed only if at least eight test results are available.

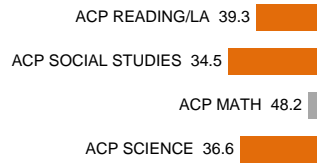
2021-22 School Effectiveness Index (SEI) Detail

224-WALNUT HILL ELEMENTARY SCHOOL


Overall SEI: 44.3

Core ACP

Grade 6



Grade 7



Other ACP

Schoolwide



NOTES: "Overall SEI" has average 50 and standard deviation 5; an "average" overall SEI is 45 to 55. Component SEIs (e.g. Grade 5 STAAR Reading, PSAT Writing) each have average 50 and standard deviation 10; an "average" component SEI is 40 to 60. Component SEIs are computed only if at least eight test results are available.

2021-22 School Effectiveness Index (SEI) Detail

225–DANIEL WEBSTER ELEMENTARY SCHOOL

Overall SEI: 49.0

MAP Growth

Grade 1

58.4 MAP GROWTH READING

54.5 MAP GROWTH MATH

Grade 2

MAP GROWTH READING 49.3

MAP GROWTH MATH 39.8

STAAR

Grade 3

STAAR READING 42.7

STAAR MATH 41.4

Grade 4

STAAR READING 42.5

STAAR MATH 44.6

Grade 5

64.9 STAAR READING

54.1 STAAR MATH

STAAR SCIENCE 48.3

Core ACP

Grade 3

ACP READING/LA 39.0

ACP MATH 41.8

Grade 4

ACP READING/LA 39.4

50.0 ACP MATH

Grade 5

59.7 ACP READING/LA

56.9 ACP MATH

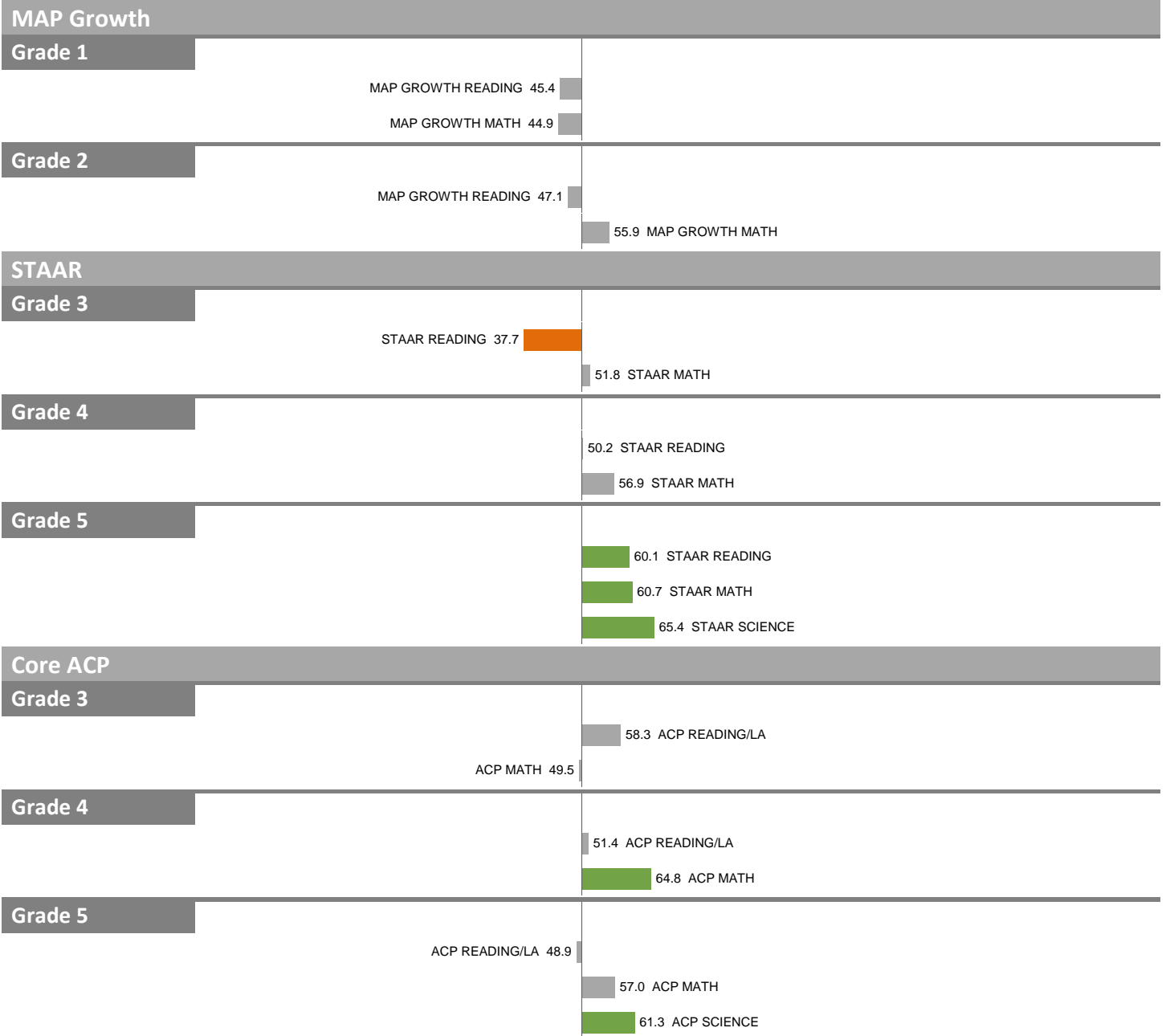
50.9 ACP SCIENCE

NOTES: "Overall SEI" has average 50 and standard deviation 5; an "average" overall SEI is 45 to 55. Component SEIs (e.g. Grade 5 STAAR Reading, PSAT Writing) each have average 50 and standard deviation 10; an "average" component SEI is 40 to 60. Component SEIs are computed only if at least eight test results are available.

2021-22 School Effectiveness Index (SEI) Detail

226–MARTIN WEISS ELEMENTARY SCHOOL

Overall SEI: 52.1

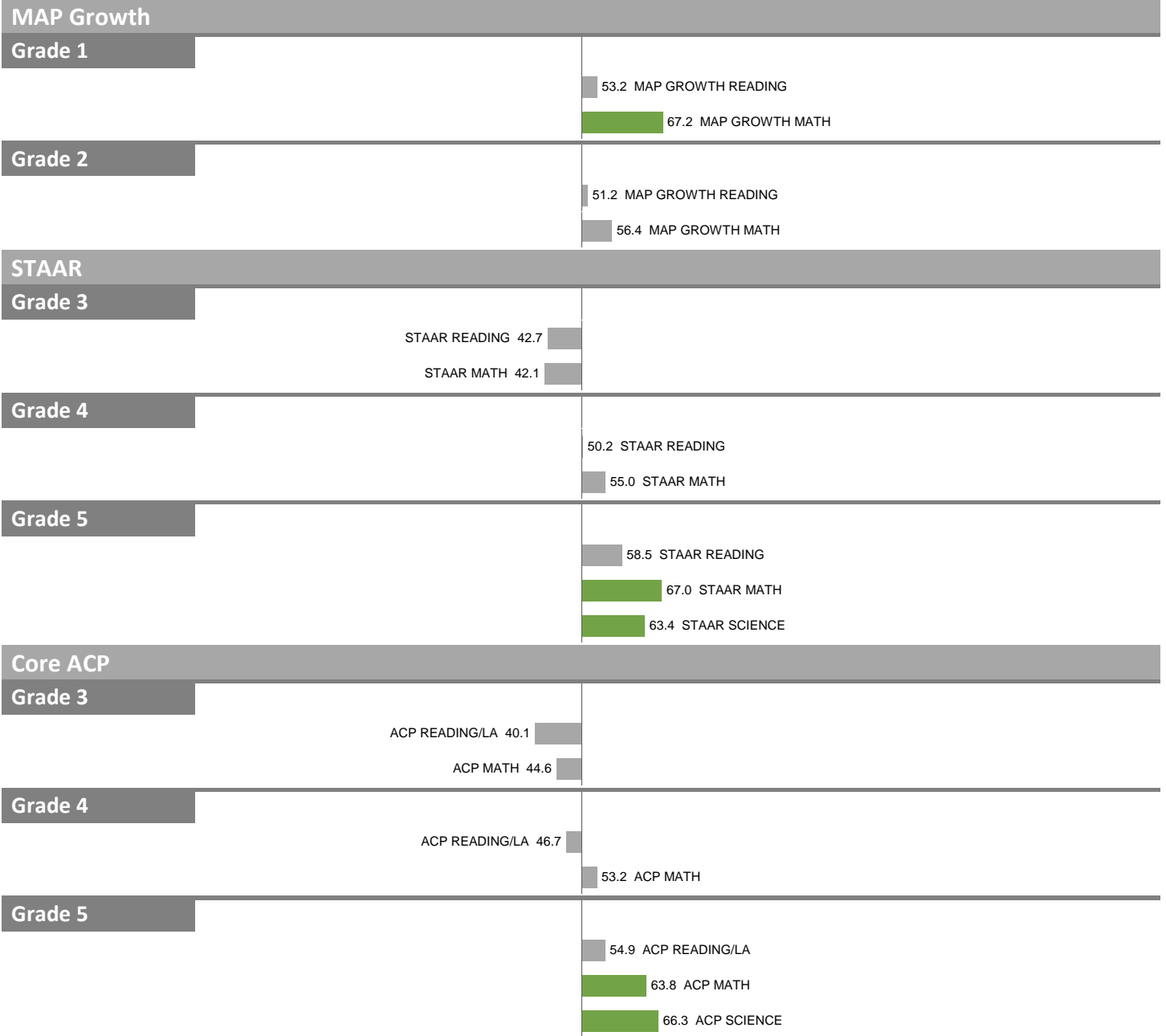


NOTES: "Overall SEI" has average 50 and standard deviation 5; an "average" overall SEI is 45 to 55. Component SEIs (e.g. Grade 5 STAAR Reading, PSAT Writing) each have average 50 and standard deviation 10; an "average" component SEI is 40 to 60. Component SEIs are computed only if at least eight test results are available.

2021-22 School Effectiveness Index (SEI) Detail

229–WINNETKA ELEMENTARY SCHOOL

Overall SEI: 53.7



NOTES: "Overall SEI" has average 50 and standard deviation 5; an "average" overall SEI is 45 to 55. Component SEIs (e.g. Grade 5 STAAR Reading, PSAT Writing) each have average 50 and standard deviation 10; an "average" component SEI is 40 to 60. Component SEIs are computed only if at least eight test results are available.

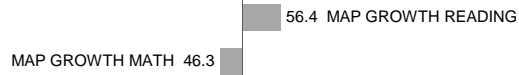
2021-22 School Effectiveness Index (SEI) Detail

230—HARRY C. WITHERS ELEMENTARY SCHOOL

Overall SEI: 48.3

MAP Growth

Grade 1

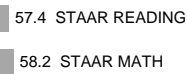


Grade 2

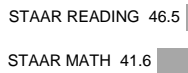


STAAR

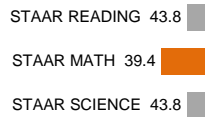
Grade 3



Grade 4

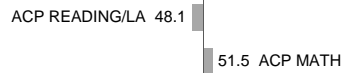


Grade 5

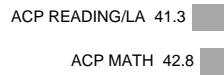


Core ACP

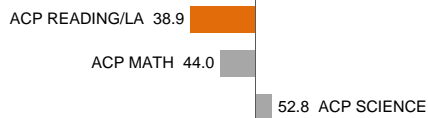
Grade 3



Grade 4



Grade 5



NOTES: "Overall SEI" has average 50 and standard deviation 5; an "average" overall SEI is 45 to 55. Component SEIs (e.g. Grade 5 STAAR Reading, PSAT Writing) each have average 50 and standard deviation 10; an "average" component SEI is 40 to 60. Component SEIs are computed only if at least eight test results are available.

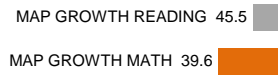
2021-22 School Effectiveness Index (SEI) Detail

232-EDNA ROWE ELEMENTARY SCHOOL

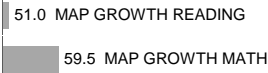
Overall SEI: 48.0

MAP Growth

Grade 1

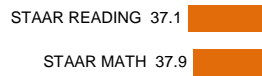


Grade 2

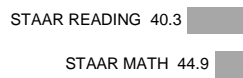


STAAR

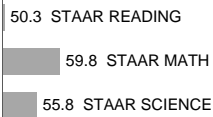
Grade 3



Grade 4

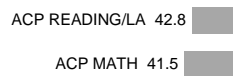


Grade 5

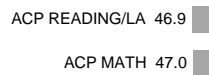


Core ACP

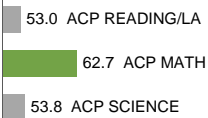
Grade 3



Grade 4



Grade 5



NOTES: "Overall SEI" has average 50 and standard deviation 5; an "average" overall SEI is 45 to 55. Component SEIs (e.g. Grade 5 STAAR Reading, PSAT Writing) each have average 50 and standard deviation 10; an "average" component SEI is 40 to 60. Component SEIs are computed only if at least eight test results are available.

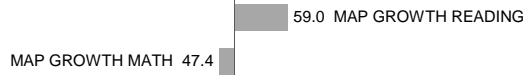
2021-22 School Effectiveness Index (SEI) Detail

233–NATHAN ADAMS ELEMENTARY SCHOOL

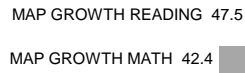
Overall SEI: 49.1

MAP Growth

Grade 1

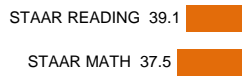


Grade 2



STAAR

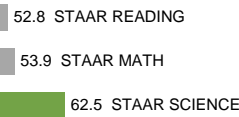
Grade 3



Grade 4

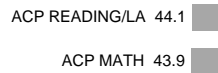


Grade 5



Core ACP

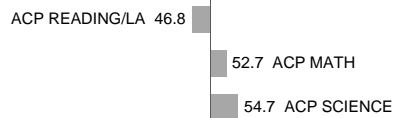
Grade 3



Grade 4



Grade 5



NOTES: "Overall SEI" has average 50 and standard deviation 5; an "average" overall SEI is 45 to 55. Component SEIs (e.g. Grade 5 STAAR Reading, PSAT Writing) each have average 50 and standard deviation 10; an "average" component SEI is 40 to 60. Component SEIs are computed only if at least eight test results are available.

2021-22 School Effectiveness Index (SEI) Detail

234—HENRY B. GONZALEZ PERSONALIZED LEARNING ACADEMY

Overall SEI: 49.6

MAP Growth

Grade 1

52.4 MAP GROWTH READING

53.5 MAP GROWTH MATH

Grade 2

57.6 MAP GROWTH READING

64.8 MAP GROWTH MATH

STAAR

Grade 3

52.8 STAAR READING

STAAR MATH 37.1

Grade 4

50.3 STAAR READING

STAAR MATH 44.0

Grade 5

STAAR READING 45.8

STAAR MATH 41.3

50.1 STAAR SCIENCE

Core ACP

Grade 3

ACP READING/LA 44.2

ACP MATH 40.5

Grade 4

ACP READING/LA 46.2

ACP MATH 49.1

Grade 5

54.2 ACP READING/LA

ACP MATH 47.9

52.5 ACP SCIENCE

NOTES: "Overall SEI" has average 50 and standard deviation 5; an "average" overall SEI is 45 to 55. Component SEIs (e.g. Grade 5 STAAR Reading, PSAT Writing) each have average 50 and standard deviation 10; an "average" component SEI is 40 to 60. Component SEIs are computed only if at least eight test results are available.

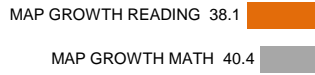
2021-22 School Effectiveness Index (SEI) Detail

235–BIRDIE ALEXANDER ELEMENTARY SCHOOL

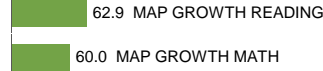
Overall SEI: 50.1

MAP Growth

Grade 1




Grade 2

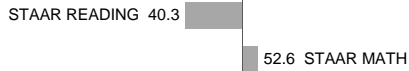


STAAR

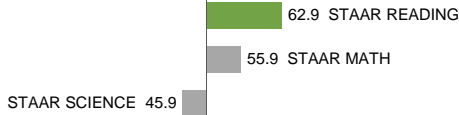
Grade 3



Grade 4

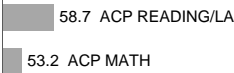


Grade 5

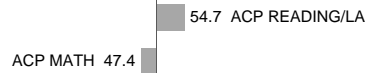


Core ACP

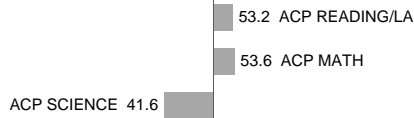
Grade 3



Grade 4



Grade 5




NOTES: "Overall SEI" has average 50 and standard deviation 5; an "average" overall SEI is 45 to 55. Component SEIs (e.g. Grade 5 STAAR Reading, PSAT Writing) each have average 50 and standard deviation 10; an "average" component SEI is 40 to 60. Component SEIs are computed only if at least eight test results are available.

2021-22 School Effectiveness Index (SEI) Detail

236–NANCY J. COCHRAN ELEMENTARY SCHOOL

Overall SEI: 52.0

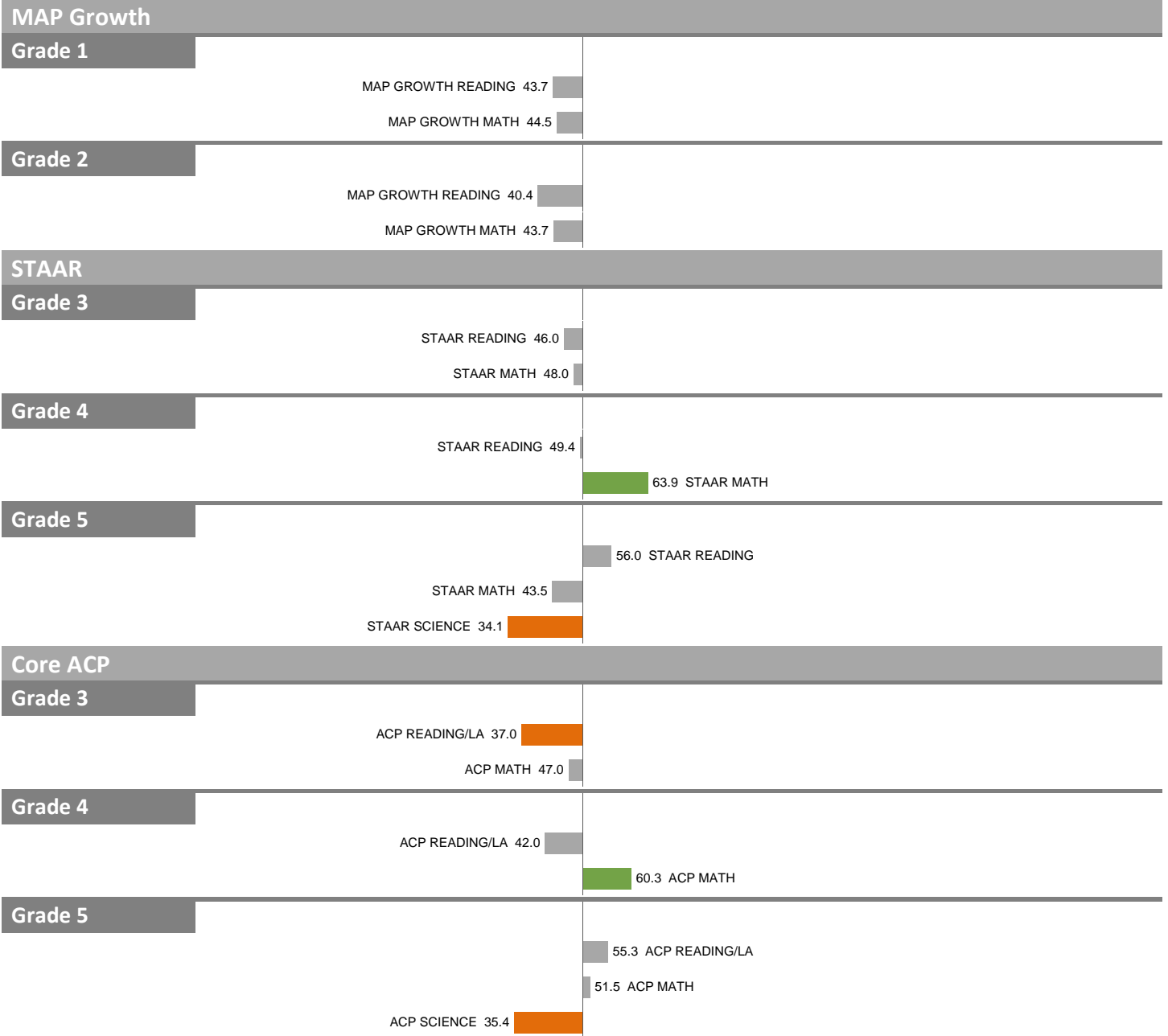


NOTES: "Overall SEI" has average 50 and standard deviation 5; an "average" overall SEI is 45 to 55. Component SEIs (e.g. Grade 5 STAAR Reading, PSAT Writing) each have average 50 and standard deviation 10; an "average" component SEI is 40 to 60. Component SEIs are computed only if at least eight test results are available.

2021-22 School Effectiveness Index (SEI) Detail

237-JOHN W. RUNYON ELEMENTARY SCHOOL

Overall SEI: 47.2



NOTES: "Overall SEI" has average 50 and standard deviation 5; an "average" overall SEI is 45 to 55. Component SEIs (e.g. Grade 5 STAAR Reading, PSAT Writing) each have average 50 and standard deviation 10; an "average" component SEI is 40 to 60. Component SEIs are computed only if at least eight test results are available.

2021-22 School Effectiveness Index (SEI) Detail

239—ARTURO SALAZAR ELEMENTARY SCHOOL

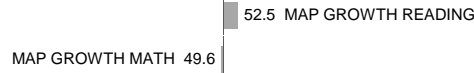
Overall SEI: 48.4

MAP Growth

Grade 1

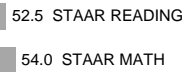


Grade 2



STAAR

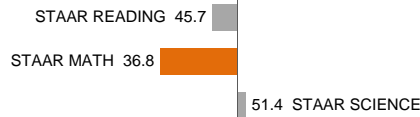
Grade 3



Grade 4

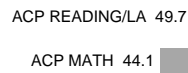


Grade 5

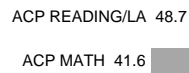


Core ACP

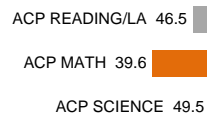
Grade 3



Grade 4



Grade 5



NOTES: "Overall SEI" has average 50 and standard deviation 5; an "average" overall SEI is 45 to 55. Component SEIs (e.g. Grade 5 STAAR Reading, PSAT Writing) each have average 50 and standard deviation 10; an "average" component SEI is 40 to 60. Component SEIs are computed only if at least eight test results are available.

2021-22 School Effectiveness Index (SEI) Detail

240—FRANK GUZICK ELEMENTARY SCHOOL

Overall SEI: 53.2

MAP Growth

Grade 1

55.1 MAP GROWTH READING

55.2 MAP GROWTH MATH

Grade 2

58.1 MAP GROWTH READING

52.8 MAP GROWTH MATH

STAAR

Grade 3

59.3 STAAR READING

STAAR MATH 48.4

Grade 4

64.4 STAAR READING

58.8 STAAR MATH

Grade 5

50.3 STAAR READING

51.3 STAAR MATH

50.1 STAAR SCIENCE

Core ACP

Grade 3

51.7 ACP READING/LA

51.7 ACP MATH

Grade 4

54.1 ACP READING/LA

50.3 ACP MATH

Grade 5

ACP READING/LA 48.9

ACP MATH 45.2

ACP SCIENCE 46.5

NOTES: "Overall SEI" has average 50 and standard deviation 5; an "average" overall SEI is 45 to 55. Component SEIs (e.g. Grade 5 STAAR Reading, PSAT Writing) each have average 50 and standard deviation 10; an "average" component SEI is 40 to 60. Component SEIs are computed only if at least eight test results are available.

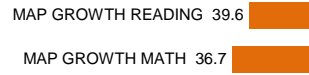
2021-22 School Effectiveness Index (SEI) Detail

244-SEAGOVILLE NORTH ELEMENTARY SCHOOL

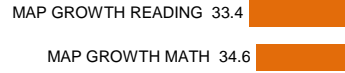
Overall SEI: 40.6

MAP Growth

Grade 1

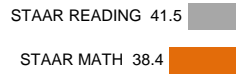


Grade 2

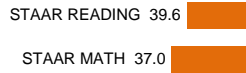


STAAR

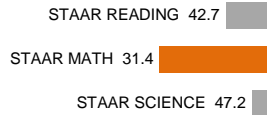
Grade 3



Grade 4



Grade 5



Core ACP

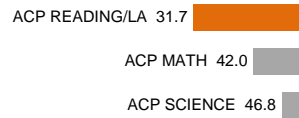
Grade 3



Grade 4



Grade 5




NOTES: "Overall SEI" has average 50 and standard deviation 5; an "average" overall SEI is 45 to 55. Component SEIs (e.g. Grade 5 STAAR Reading, PSAT Writing) each have average 50 and standard deviation 10; an "average" component SEI is 40 to 60. Component SEIs are computed only if at least eight test results are available.

2021-22 School Effectiveness Index (SEI) Detail

247-ADELFA B. CALLEJO ELEMENTARY SCHOOL

Overall SEI: 52.6



NOTES: "Overall SEI" has average 50 and standard deviation 5; an "average" overall SEI is 45 to 55. Component SEIs (e.g. Grade 5 STAAR Reading, PSAT Writing) each have average 50 and standard deviation 10; an "average" component SEI is 40 to 60. Component SEIs are computed only if at least eight test results are available.

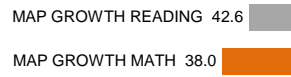
2021-22 School Effectiveness Index (SEI) Detail

250–WHITNEY M. YOUNG, JR. ELEMENTARY SCHOOL

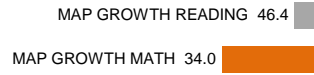
Overall SEI: 46.5

MAP Growth

Grade 1

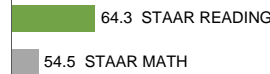


Grade 2

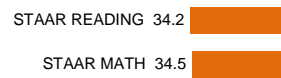


STAAR

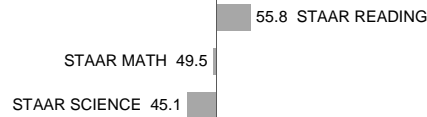
Grade 3



Grade 4

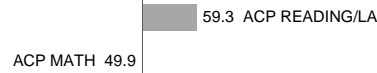


Grade 5

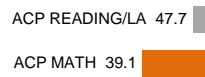


Core ACP

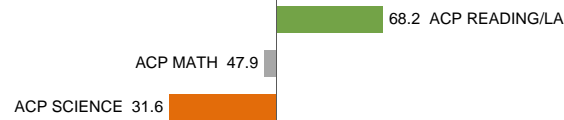
Grade 3



Grade 4



Grade 5



NOTES: "Overall SEI" has average 50 and standard deviation 5; an "average" overall SEI is 45 to 55. Component SEIs (e.g. Grade 5 STAAR Reading, PSAT Writing) each have average 50 and standard deviation 10; an "average" component SEI is 40 to 60. Component SEIs are computed only if at least eight test results are available.

2021-22 School Effectiveness Index (SEI) Detail

260—LORENZO DE ZAVALA ELEMENTARY SCHOOL

Overall SEI: 48.6

MAP Growth

Grade 1

MAP GROWTH READING 41.7
MAP GROWTH MATH 48.8

Grade 2

MAP GROWTH READING 49.1
MAP GROWTH MATH 44.4

STAAR

Grade 3

STAAR READING 45.0
STAAR MATH 47.7

Grade 4

STAAR READING 41.0
STAAR MATH 36.5

Grade 5

54.3 STAAR READING
STAAR MATH 49.7
55.7 STAAR SCIENCE

Grade 6

59.6 STAAR READING
63.1 STAAR MATH

Core ACP

Grade 3

ACP READING/LA 41.5
ACP MATH 39.5

Grade 4

ACP READING/LA 32.9
ACP MATH 41.8

Grade 5

ACP READING/LA 47.5
56.6 ACP MATH
55.7 ACP SCIENCE

Grade 6

ACP READING/LA 45.7
ACP SOCIAL STUDIES 48.6
62.4 ACP MATH
ACP SCIENCE 34.5


NOTES: "Overall SEI" has average 50 and standard deviation 5; an "average" overall SEI is 45 to 55. Component SEIs (e.g. Grade 5 STAAR Reading, PSAT Writing) each have average 50 and standard deviation 10; an "average" component SEI is 40 to 60. Component SEIs are computed only if at least eight test results are available.

2021-22 School Effectiveness Index (SEI) Detail


263—J.P. STARKS ELEMENTARY SCHOOL

Overall SEI: 53.5


MAP Growth



STAAR



Core ACP




NOTES: "Overall SEI" has average 50 and standard deviation 5; an "average" overall SEI is 45 to 55. Component SEIs (e.g. Grade 5 STAAR Reading, PSAT Writing) each have average 50 and standard deviation 10; an "average" component SEI is 40 to 60. Component SEIs are computed only if at least eight test results are available.

2021-22 School Effectiveness Index (SEI) Detail

263—J.P. STARKS ELEMENTARY SCHOOL

Overall SEI: 53.5




NOTES: "Overall SEI" has average 50 and standard deviation 5; an "average" overall SEI is 45 to 55. Component SEIs (e.g. Grade 5 STAAR Reading, PSAT Writing) each have average 50 and standard deviation 10; an "average" component SEI is 40 to 60. Component SEIs are computed only if at least eight test results are available.

2021-22 School Effectiveness Index (SEI) Detail

264-RONALD E. MCNAIR ELEMENTARY SCHOOL

Overall SEI: 52.0



NOTES: "Overall SEI" has average 50 and standard deviation 5; an "average" overall SEI is 45 to 55. Component SEIs (e.g. Grade 5 STAAR Reading, PSAT Writing) each have average 50 and standard deviation 10; an "average" component SEI is 40 to 60. Component SEIs are computed only if at least eight test results are available.

2021-22 School Effectiveness Index (SEI) Detail

265-ELADIO MARTINEZ LEARNING CENTER

Overall SEI: 51.4

MAP Growth

Grade 1

MAP GROWTH READING 47.4
 MAP GROWTH MATH 37.4

Grade 2

51.7 MAP GROWTH READING
 55.4 MAP GROWTH MATH

STAAR

Grade 3

57.9 STAAR READING
 79.7 STAAR MATH

Grade 4

STAAR READING 40.9
 58.7 STAAR MATH

Grade 5

51.1 STAAR READING
 55.2 STAAR MATH
 57.6 STAAR SCIENCE

Grade 6

STAAR READING 47.0
 STAAR MATH 49.2

Core ACP

Grade 3

ACP READING/LA 48.7
 67.5 ACP MATH

Grade 4

ACP READING/LA 43.8
 53.2 ACP MATH

Grade 5

ACP READING/LA 41.0
 ACP MATH 48.8
 50.2 ACP SCIENCE

Grade 6


ACP READING/LA 48.7
 ACP SOCIAL STUDIES 31.0
 ACP MATH 45.1
 ACP SCIENCE 41.3

NOTES: "Overall SEI" has average 50 and standard deviation 5; an "average" overall SEI is 45 to 55. Component SEIs (e.g. Grade 5 STAAR Reading, PSAT Writing) each have average 50 and standard deviation 10; an "average" component SEI is 40 to 60. Component SEIs are computed only if at least eight test results are available.

2021-22 School Effectiveness Index (SEI) Detail

266—FREDERICK DOUGLASS ELEMENTARY SCHOOL

Overall SEI: 51.4




NOTES: "Overall SEI" has average 50 and standard deviation 5; an "average" overall SEI is 45 to 55. Component SEIs (e.g. Grade 5 STAAR Reading, PSAT Writing) each have average 50 and standard deviation 10; an "average" component SEI is 40 to 60. Component SEIs are computed only if at least eight test results are available.

2021-22 School Effectiveness Index (SEI) Detail

271–JULIAN T. SALDIVAR ELEMENTARY SCHOOL

Overall SEI: 47.4




NOTES: "Overall SEI" has average 50 and standard deviation 5; an "average" overall SEI is 45 to 55. Component SEIs (e.g. Grade 5 STAAR Reading, PSAT Writing) each have average 50 and standard deviation 10; an "average" component SEI is 40 to 60. Component SEIs are computed only if at least eight test results are available.

2021-22 School Effectiveness Index (SEI) Detail

272–MARIA MORENO STEAM ACADEMY

Overall SEI: 52.7




NOTES: "Overall SEI" has average 50 and standard deviation 5; an "average" overall SEI is 45 to 55. Component SEIs (e.g. Grade 5 STAAR Reading, PSAT Writing) each have average 50 and standard deviation 10; an "average" component SEI is 40 to 60. Component SEIs are computed only if at least eight test results are available.

2021-22 School Effectiveness Index (SEI) Detail

273-PLEASANT GROVE ELEMENTARY SCHOOL

Overall SEI: 49.0




NOTES: "Overall SEI" has average 50 and standard deviation 5; an "average" overall SEI is 45 to 55. Component SEIs (e.g. Grade 5 STAAR Reading, PSAT Writing) each have average 50 and standard deviation 10; an "average" component SEI is 40 to 60. Component SEIs are computed only if at least eight test results are available.

2021-22 School Effectiveness Index (SEI) Detail

274-MARY MCLEOD BETHUNE ELEMENTARY SCHOOL

Overall SEI: 51.9



NOTES: "Overall SEI" has average 50 and standard deviation 5; an "average" overall SEI is 45 to 55. Component SEIs (e.g. Grade 5 STAAR Reading, PSAT Writing) each have average 50 and standard deviation 10; an "average" component SEI is 40 to 60. Component SEIs are computed only if at least eight test results are available.

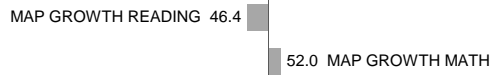
2021-22 School Effectiveness Index (SEI) Detail

275–LOUISE WOLFF KAHN ELEMENTARY SCHOOL

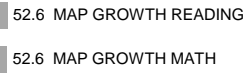
Overall SEI: 47.6

MAP Growth

Grade 1

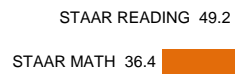


Grade 2

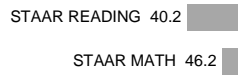


STAAR

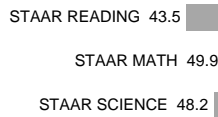
Grade 3



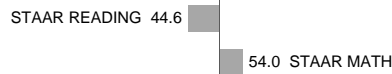
Grade 4



Grade 5

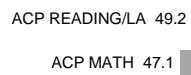


Grade 6

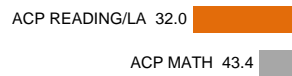


Core ACP

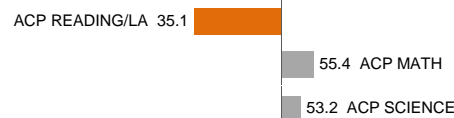
Grade 3




Grade 4



Grade 5



Grade 6




NOTES: "Overall SEI" has average 50 and standard deviation 5; an "average" overall SEI is 45 to 55. Component SEIs (e.g. Grade 5 STAAR Reading, PSAT Writing) each have average 50 and standard deviation 10; an "average" component SEI is 40 to 60. Component SEIs are computed only if at least eight test results are available.

2021-22 School Effectiveness Index (SEI) Detail

276—GILBERT CUELLAR, SR. ELEMENTARY SCHOOL

Overall SEI: 52.0




NOTES: "Overall SEI" has average 50 and standard deviation 5; an "average" overall SEI is 45 to 55. Component SEIs (e.g. Grade 5 STAAR Reading, PSAT Writing) each have average 50 and standard deviation 10; an "average" component SEI is 40 to 60. Component SEIs are computed only if at least eight test results are available.

2021-22 School Effectiveness Index (SEI) Detail

277—THOMAS TOLBERT ELEMENTARY SCHOOL

Overall SEI: 52.3



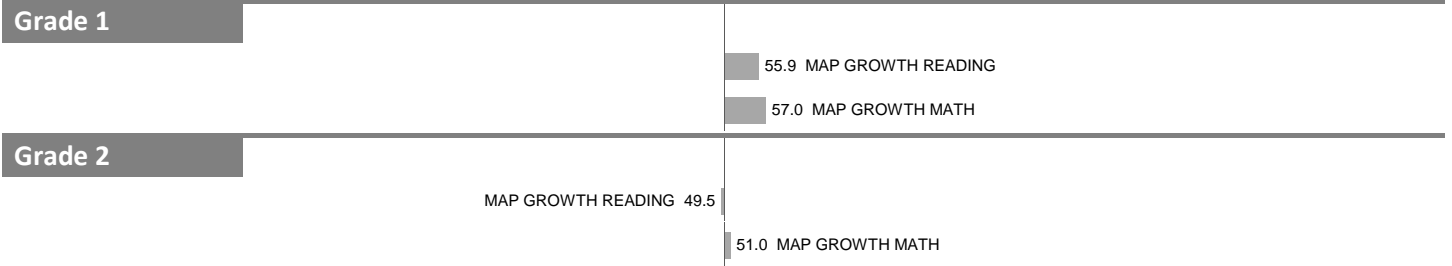
NOTES: "Overall SEI" has average 50 and standard deviation 5; an "average" overall SEI is 45 to 55. Component SEIs (e.g. Grade 5 STAAR Reading, PSAT Writing) each have average 50 and standard deviation 10; an "average" component SEI is 40 to 60. Component SEIs are computed only if at least eight test results are available.

2021-22 School Effectiveness Index (SEI) Detail

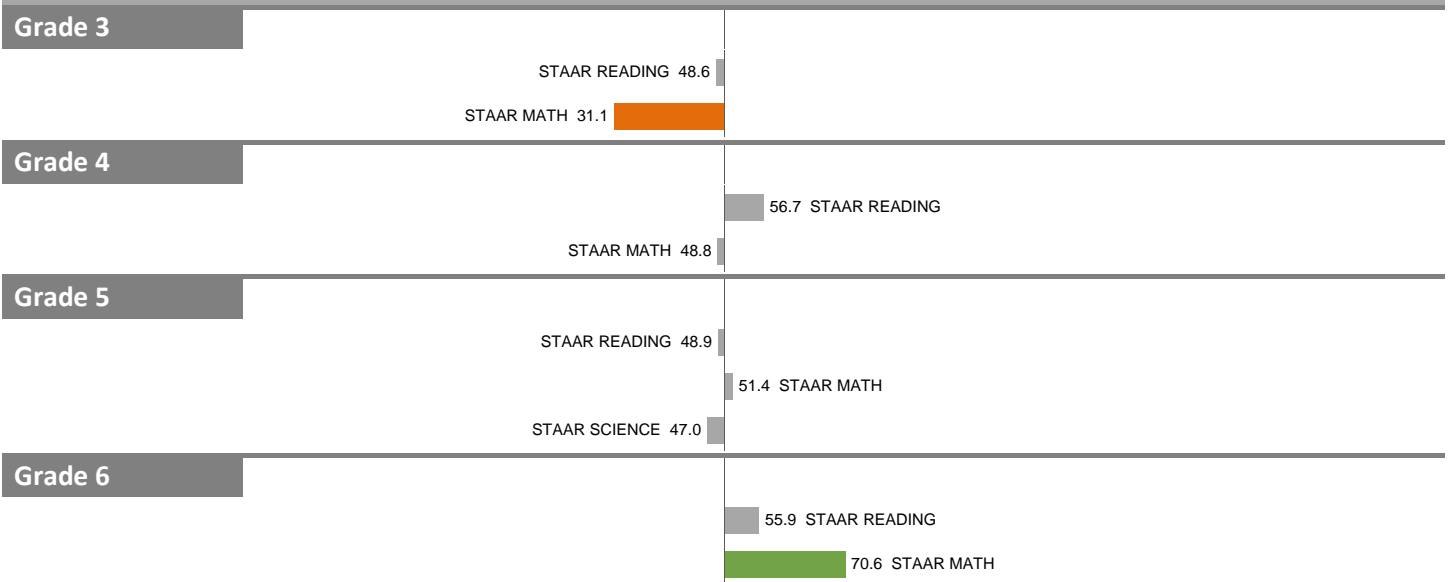
278–LEONIDES GONZALEZ CIGARROA, M.D. ELEMENTARY SCHOOL

Overall SEI: 50.9


MAP Growth



STAAR



Core ACP




NOTES: "Overall SEI" has average 50 and standard deviation 5; an "average" overall SEI is 45 to 55. Component SEIs (e.g. Grade 5 STAAR Reading, PSAT Writing) each have average 50 and standard deviation 10; an "average" component SEI is 40 to 60. Component SEIs are computed only if at least eight test results are available.

2021-22 School Effectiveness Index (SEI) Detail

279—JERRY R. JUNKINS ELEMENTARY SCHOOL

Overall SEI: 50.5



NOTES: "Overall SEI" has average 50 and standard deviation 5; an "average" overall SEI is 45 to 55. Component SEIs (e.g. Grade 5 STAAR Reading, PSAT Writing) each have average 50 and standard deviation 10; an "average" component SEI is 40 to 60. Component SEIs are computed only if at least eight test results are available.

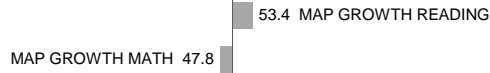
2021-22 School Effectiveness Index (SEI) Detail

280-ANNE FRANK ELEMENTARY SCHOOL

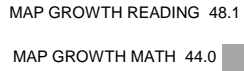
Overall SEI: 54.0

MAP Growth

Grade 1

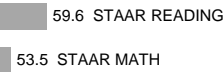


Grade 2

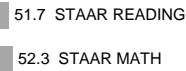


STAAR

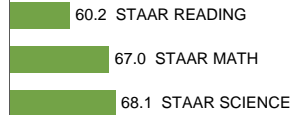
Grade 3



Grade 4

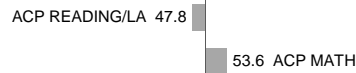


Grade 5

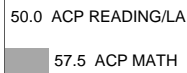


Core ACP

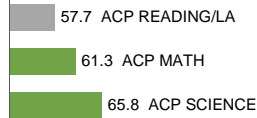
Grade 3



Grade 4



Grade 5



NOTES: "Overall SEI" has average 50 and standard deviation 5; an "average" overall SEI is 45 to 55. Component SEIs (e.g. Grade 5 STAAR Reading, PSAT Writing) each have average 50 and standard deviation 10; an "average" component SEI is 40 to 60. Component SEIs are computed only if at least eight test results are available.

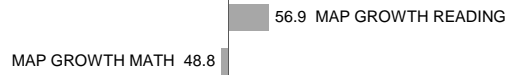
2021-22 School Effectiveness Index (SEI) Detail

281—CESAR CHAVEZ ELEMENTARY SCHOOL

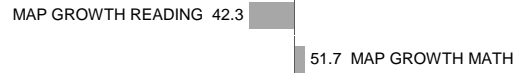
Overall SEI: 49.8

MAP Growth

Grade 1

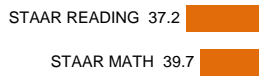


Grade 2




STAAR

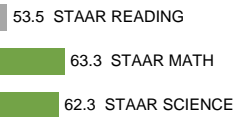
Grade 3



Grade 4



Grade 5

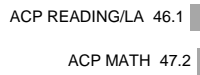


Core ACP

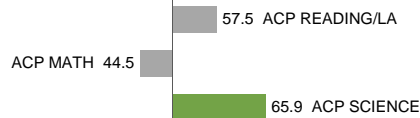
Grade 3



Grade 4



Grade 5




NOTES: "Overall SEI" has average 50 and standard deviation 5; an "average" overall SEI is 45 to 55. Component SEIs (e.g. Grade 5 STAAR Reading, PSAT Writing) each have average 50 and standard deviation 10; an "average" component SEI is 40 to 60. Component SEIs are computed only if at least eight test results are available.

2021-22 School Effectiveness Index (SEI) Detail

283-ESPERANZA "HOPE" MEDRANO ELEMENTARY SCHOOL

Overall SEI: 43.7




NOTES: "Overall SEI" has average 50 and standard deviation 5; an "average" overall SEI is 45 to 55. Component SEIs (e.g. Grade 5 STAAR Reading, PSAT Writing) each have average 50 and standard deviation 10; an "average" component SEI is 40 to 60. Component SEIs are computed only if at least eight test results are available.

2021-22 School Effectiveness Index (SEI) Detail

284-PERSONALIZED LEARNING ACADEMY AT HIGHLAND MEADOWS ELEMENTARY SCHOOL

Overall SEI: 43.7



NOTES: "Overall SEI" has average 50 and standard deviation 5; an "average" overall SEI is 45 to 55. Component SEIs (e.g. Grade 5 STAAR Reading, PSAT Writing) each have average 50 and standard deviation 10; an "average" component SEI is 40 to 60. Component SEIs are computed only if at least eight test results are available.

2021-22 School Effectiveness Index (SEI) Detail

286-LEE A. MCSHAN, JR. ELEMENTARY SCHOOL

Overall SEI: 52.2

MAP Growth

Grade 1

58.7 MAP GROWTH READING

55.1 MAP GROWTH MATH

Grade 2

MAP GROWTH READING 45.2

MAP GROWTH MATH 47.8

STAAR

Grade 3

STAAR READING 46.2

STAAR MATH 48.6

Grade 4

53.2 STAAR READING

59.5 STAAR MATH

Grade 5

52.0 STAAR READING

69.3 STAAR MATH

52.0 STAAR SCIENCE

Core ACP

Grade 3

ACP READING/LA 46.4

ACP MATH 48.7

Grade 4

ACP READING/LA 47.4

ACP MATH 49.7

Grade 5

52.4 ACP READING/LA

55.9 ACP MATH


51.1 ACP SCIENCE

NOTES: "Overall SEI" has average 50 and standard deviation 5; an "average" overall SEI is 45 to 55. Component SEIs (e.g. Grade 5 STAAR Reading, PSAT Writing) each have average 50 and standard deviation 10; an "average" component SEI is 40 to 60. Component SEIs are computed only if at least eight test results are available.

2021-22 School Effectiveness Index (SEI) Detail

287—CELESTINO MAURICIO SOTO, JR. ELEMENTARY SCHOOL

Overall SEI: 45.6




NOTES: "Overall SEI" has average 50 and standard deviation 5; an "average" overall SEI is 45 to 55. Component SEIs (e.g. Grade 5 STAAR Reading, PSAT Writing) each have average 50 and standard deviation 10; an "average" component SEI is 40 to 60. Component SEIs are computed only if at least eight test results are available.

2021-22 School Effectiveness Index (SEI) Detail

289—FELIX G. BOTELLO PERSONALIZED LEARNING ELEMENTARY SCHOOL

Overall SEI: 55.8

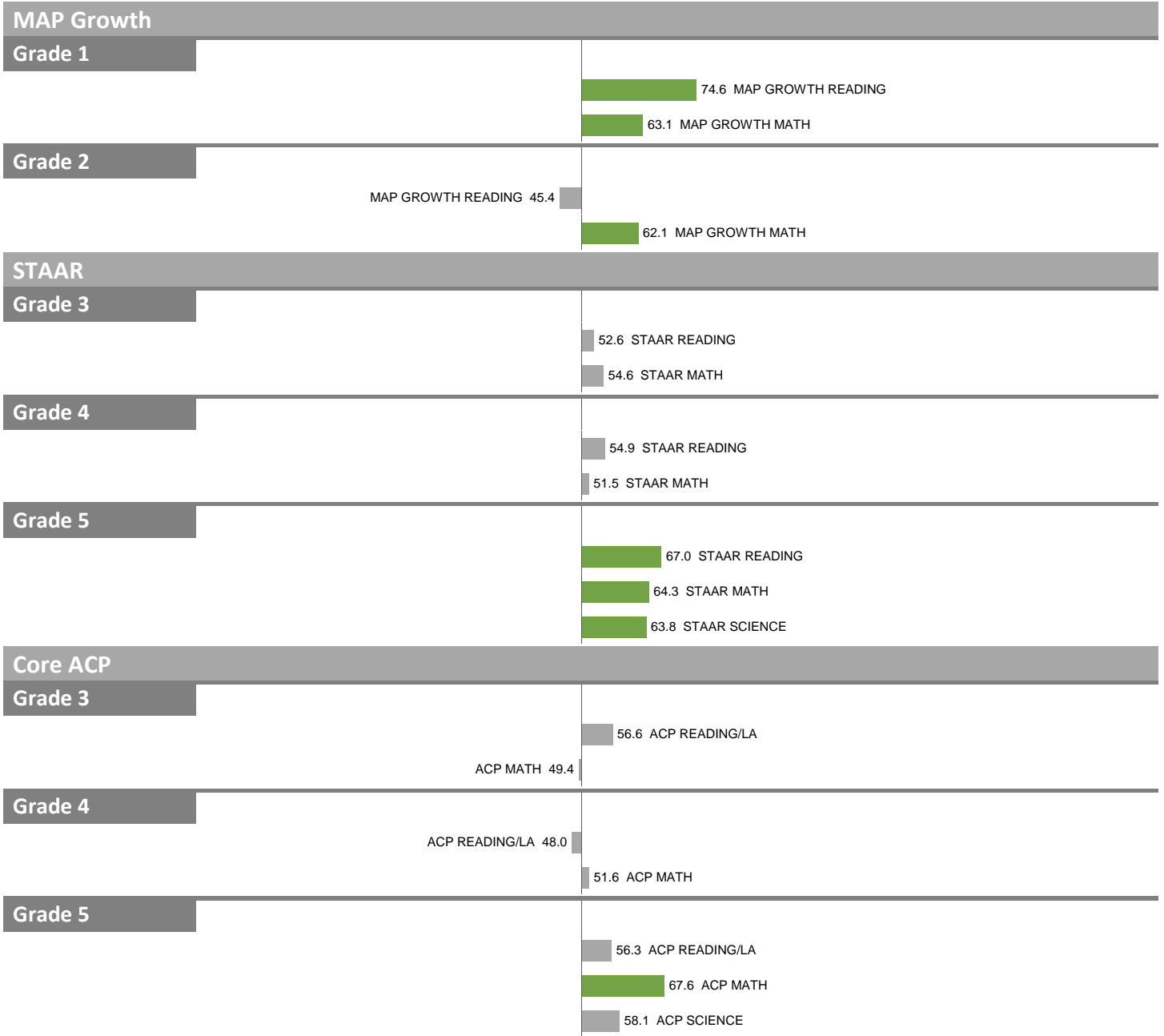


NOTES: "Overall SEI" has average 50 and standard deviation 5; an "average" overall SEI is 45 to 55. Component SEIs (e.g. Grade 5 STAAR Reading, PSAT Writing) each have average 50 and standard deviation 10; an "average" component SEI is 40 to 60. Component SEIs are computed only if at least eight test results are available.

2021-22 School Effectiveness Index (SEI) Detail

301-WILMER-HUTCHINS ELEMENTARY SCHOOL

Overall SEI: 57.0




NOTES: "Overall SEI" has average 50 and standard deviation 5; an "average" overall SEI is 45 to 55. Component SEIs (e.g. Grade 5 STAAR Reading, PSAT Writing) each have average 50 and standard deviation 10; an "average" component SEI is 40 to 60. Component SEIs are computed only if at least eight test results are available.

2021-22 School Effectiveness Index (SEI) Detail

303—THELMA E. PAGE RICHARDSON ELEMENTARY SCHOOL

Overall SEI: 47.7



NOTES: "Overall SEI" has average 50 and standard deviation 5; an "average" overall SEI is 45 to 55. Component SEIs (e.g. Grade 5 STAAR Reading, PSAT Writing) each have average 50 and standard deviation 10; an "average" component SEI is 40 to 60. Component SEIs are computed only if at least eight test results are available.

2021-22 School Effectiveness Index (SEI) Detail

304—GEORGE H.W. BUSH ELEMENTARY SCHOOL

Overall SEI: 52.5



NOTES: "Overall SEI" has average 50 and standard deviation 5; an "average" overall SEI is 45 to 55. Component SEIs (e.g. Grade 5 STAAR Reading, PSAT Writing) each have average 50 and standard deviation 10; an "average" component SEI is 40 to 60. Component SEIs are computed only if at least eight test results are available.

2021-22 School Effectiveness Index (SEI) Detail

305-EBBY HALLIDAY ELEMENTARY SCHOOL

Overall SEI: 47.9

MAP Growth

Grade 1

MAP GROWTH READING 48.9

MAP GROWTH MATH 44.0

Grade 2

MAP GROWTH READING 39.7

MAP GROWTH MATH 46.4

STAAR

Grade 3

STAAR READING 38.7

STAAR MATH 47.1

Grade 4

51.2 STAAR READING

55.5 STAAR MATH

Grade 5

STAAR READING 48.8

STAAR MATH 46.6

STAAR SCIENCE 45.7

Core ACP

Grade 3

ACP READING/LA 46.7

52.7 ACP MATH

Grade 4

55.4 ACP READING/LA

57.3 ACP MATH

Grade 5

61.2 ACP READING/LA

54.1 ACP MATH

ACP SCIENCE 46.7

NOTES: "Overall SEI" has average 50 and standard deviation 5; an "average" overall SEI is 45 to 55. Component SEIs (e.g. Grade 5 STAAR Reading, PSAT Writing) each have average 50 and standard deviation 10; an "average" component SEI is 40 to 60. Component SEIs are computed only if at least eight test results are available.

2021-22 School Effectiveness Index (SEI) Detail

307-H.S. THOMPSON ELEMENTARY SCHOOL

Overall SEI: 44.6

MAP Growth

Grade 1

MAP GROWTH READING 49.8
 MAP GROWTH MATH 39.1

Grade 2

MAP GROWTH READING 46.2
 MAP GROWTH MATH 28.4

STAAR

Grade 3

STAAR READING 36.9
 STAAR MATH 43.6

Grade 4

STAAR READING 43.1
 STAAR MATH 39.4

Grade 5

STAAR READING 46.7
 STAAR MATH 43.8
 STAAR SCIENCE 49.9

Core ACP

Grade 3

ACP READING/LA 49.6
 ACP MATH 45.4

Grade 4

ACP READING/LA 41.4
 50.4 ACP MATH

Grade 5

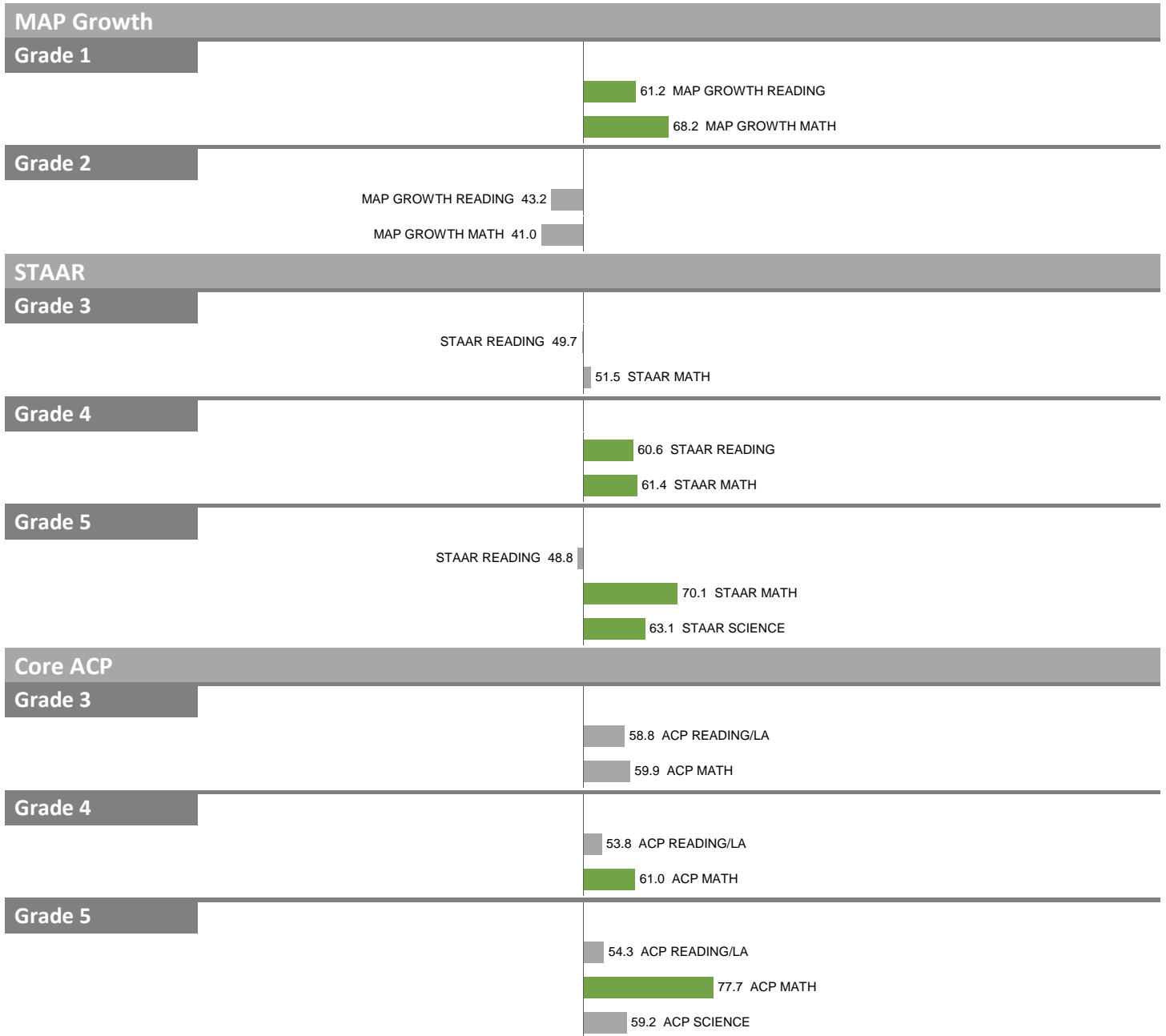
54.3 ACP READING/LA
 ACP MATH 47.6
 59.0 ACP SCIENCE

NOTES: "Overall SEI" has average 50 and standard deviation 5; an "average" overall SEI is 45 to 55. Component SEIs (e.g. Grade 5 STAAR Reading, PSAT Writing) each have average 50 and standard deviation 10; an "average" component SEI is 40 to 60. Component SEIs are computed only if at least eight test results are available.

2021-22 School Effectiveness Index (SEI) Detail

312-EDDIE BERNICE JOHNSON ELEMENTARY SCHOOL

Overall SEI: 55.3



NOTES: "Overall SEI" has average 50 and standard deviation 5; an "average" overall SEI is 45 to 55. Component SEIs (e.g. Grade 5 STAAR Reading, PSAT Writing) each have average 50 and standard deviation 10; an "average" component SEI is 40 to 60. Component SEIs are computed only if at least eight test results are available.