

## 2022-23 School Effectiveness Index (SEI) Report High Schools

	Students	SEI	
			37 ————— 50 ————— 67
1	BRYAN ADAMS	1,706	49.3
2	W.H. ADAMSON	967	52.2
5	MOISES E. MOLINA	1,356	48.1
6	HILLCREST	1,263	45.6
7	THOMAS JEFFERSON	1,003	47.8
8	JUSTIN F. KIMBALL	802	44.8
9	LINCOLN	335	41.9
12	L.G. PINKSTON	748	44.1
13	FRANKLIN D. ROOSEVELT	403	42.8
14	W.W. SAMUELL	1,141	49.7
15	SEAGOVILLE HIGH	1,203	47.0
16	SOUTH OAK CLIFF	986	44.5
17	H. GRADY SPRUCE	735	43.5
18	SUNSET	1,384	52.3
21	W.T. WHITE	1,592	45.1
22	WOODROW WILSON	1,371	54.4
23	DAVID W. CARTER	655	43.9
24	NORTH DALLAS	929	45.6
25	SKYLINE	2,655	50.8
28	EMMETT J. CONRAD	887	49.5
32	JAMES MADISON	263	44.7
380	WILMER-HUTCHINS HIGH	626	37.5

## 2022-23 School Effectiveness Index (SEI) Report Middle Schools

	Students	SEI	
			37 ————— 50 ————— 67
42	JUDGE LOUIS A. BEDFORD, JR.	413	51.7
43	T.W. BROWNE	354	59.1
45	E.B. COMSTOCK	555	47.3
46	YOUNG MEN'S LEADERSHIP ACADEMY	461	45.0
47	BENJAMIN FRANKLIN	760	53.1
48	W.H. GASTON	578	50.4
49	W.E. GREINER	1,142	50.9
50	ROBERT T. HILL	697	47.7
51	JOHN LEWIS SOCIAL JUSTICE ACADEMY	427	46.3
52	PIEDMONT G.L.O.B.A.L. ACADEMY	637	50.1
53	J.L. LONG	981	47.1
54	THOMAS C. MARSH	706	45.3
55	T.J. RUSK	353	48.7
56	EWELL D. WALKER	732	45.3
58	ALEX W. SPENCE	515	42.6
59	L.V. STOCKARD	670	56.5
60	BOUDE STOREY	374	42.1
62	BILLY EARL DADE	501	49.0
68	RAUL S. QUINTANILLA, SR.	502	47.1
69	SEAGOVILLE MIDDLE	1,207	43.1
72	FREDERICK DOUGLASS TODD, SR.	336	45.2
76	HAROLD W. LANG, SR.	649	50.0
77	HECTOR P. GARCIA	509	55.8
79	FRANCISCO "PANCHO" MEDRANO	559	46.9
83	SAM TASBY	585	52.2
100	ZAN WESLEY HOLMES, JR.	561	48.6
352	YOUNG WOMEN'S STEAM ACADEMY	736	50.3
353	ANN RICHARDS	1,031	39.1
354	KENNEDY-CURRY	536	47.1

## 2022-23 School Effectiveness Index (SEI) Report Elementary Schools





































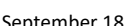


		Students	SEI			
				37	50	67
101	JOHN Q. ADAMS	320	40.7			
103	GABE P. ALLEN	236	45.0			
104	WILLIAM M. ANDERSON	341	43.1			
105	ARCADIA PARK	361	46.1			
107	JOSE "JOE" MAY	448	49.2			
108	BAYLES	238	49.1			
109	WILLIAM A. BLAIR	255	46.2			
110	ANNIE WEBB BLANTON	406	54.0			
112	JAMES BOWIE	187	56.4			
114	JOHN NEELY BRYAN	208	48.2			
115	HARRELL BUDD	241	50.9			
116	DAVID G. BURNET	411	55.6			
117	RUFUS C. BURLESON	331	56.3			
119	CHAPEL HILL	244	44.3			
120	F.P. CAILLET	382	50.3			
121	JOHN W. CARPENTER	85	60.4			
122	C.F. CARR	185	54.6			
125	CASA VIEW	402	52.9			
126	CENTRAL	327	60.5			
129	S.S. CONNER	349	48.8			
130	LEILA P. COWART	368	46.4			
131	IGNACIO ZARAGOZA	160	49.2			
133	BARBARA JORDAN	275	53.9			
135	EVERETTE LEE DEGOLYER	277	48.4			
136	L.O. DONALD	222	54.5			
137	JULIUS DORSEY	259	53.9			
139	PAUL L. DUNBAR	294	56.3			
141	JILL STONE	222	59.0			
142	J.N. ERVIN	313	46.2			
145	STEPHEN C. FOSTER	421	45.5			
147	CHARLES A. GILL	368	51.0			
148	TOM C. GOOCH	217	48.0			
149	HALL PERSONALIZED LEARNING	287	55.9			
152	MARGARET B. HENDERSON	215	55.8			
153	VICTOR H. HEXTER	304	52.6			
154	LARRY G. SMITH	458	56.2			
155	C.A. TATUM, JR.	226	54.7			
156	NATHANIEL HAWTHORNE	251	52.5			
157	JAMES S. HOGG	193	45.7			

## 2022-23 School Effectiveness Index (SEI) Report




















### Elementary Schools

		Students	SEI			
				37	50	67
158	LIDA HOOE	197	51.9			
159	L.L. HOTCHKISS	318	44.8			
161	SYLVIA MENDEZ	263	48.3			
162	MOCKINGBIRD	522	60.1			
163	CEDAR CREST	157	54.1			
164	ANSON JONES	341	54.2			
166	EDWIN J. KIEST	366	49.1			
167	KLEBERG	519	46.5			
168	OBADIAH KNIGHT	217	53.9			
169	ARTHUR KRAMER	258	44.6			
170	RICHARD LAGOW	274	52.1			
171	LAKEWOOD	747	54.2			
172	JIMMIE TYLER BRASHEAR	411	45.6			
173	JESUS MOROLES	515	51.6			
174	GENEVA HEIGHTS	224	49.4			
175	UMPHREY LEE	240	50.1			
176	JACK LOWE, SR.	348	56.9			
177	WILLIAM LIPSCOMB	262	44.4			
178	H.I. HOLLAND	228	46.5			
180	B.H. MACON	321	46.8			
181	MAPLE LAWN	306	52.9			
182	HERBERT MARCUS	422	44.1			
183	THOMAS L. MARSALIS	283	50.6			
184	BEN MILAM	179	46.2			
185	WILLIAM B. MILLER	152	50.2			
187	NANCY MOSELEY	418	44.5			
188	MOUNT AUBURN	300	46.9			
189	CLARA OLIVER	112	48.3			
190	GEORGE PEABODY	243	51.8			
191	ELISHA M. PEASE	419	51.6			
192	JOHN F. PEELER	201	46.1			
193	JOHN J. PERSHING	252	56.6			
194	K.B. POLK	316	48.7			
195	PRESTON HOLLOW	247	49.6			
197	BISHOP ARTS	176	43.3			
198	MARTHA TURNER REILLY	321	49.6			
199	REINHARDT	307	45.8			
201	CHARLES RICE	238	54.3			
202	ORAN M. ROBERTS	249	43.9			

## 2022-23 School Effectiveness Index (SEI) Report Elementary Schools

		Students	SEI	
				37 ————— 50 ————— 67
203	DAN D. ROGERS	267	59.7	
204	ROSEMONT LOWER SCHOOL	529	50.0	
205	CLINTON P. RUSSELL	348	44.1	
206	ALEX SANGER	588	49.4	
207	SAN JACINTO	248	46.7	
208	SEAGOVILLE ELEMENTARY	372	50.3	
209	ASCHER SILBERSTEIN	341	54.5	
210	LESLIE A. STEMMONS	375	48.2	
211	STEVENS PARK	443	44.8	
213	T.G. TERRY	186	51.0	
215	OTTO M. FRIDIA	127	45.0	
216	EDWARD TITCHE	436	49.0	
218	GEORGE W. TRUETT	544	55.0	
219	ADELLE TURNER	166	46.1	
222	URBAN PARK	335	46.7	
224	WALNUT HILL	275	41.7	
225	DANIEL WEBSTER	182	46.5	
226	MARTIN WEISS	282	58.4	
229	WINNETKA	511	58.3	
230	HARRY C. WITHERS	313	54.2	
232	EDNA ROWE	238	50.0	
233	NATHAN ADAMS	253	55.2	
234	HENRY B. GONZALEZ	370	48.6	
235	BIRDIE ALEXANDER	127	47.0	
236	NANCY J. COCHRAN	211	52.4	
237	JOHN W. RUNYON	282	46.2	
239	ARTURO SALAZAR	284	41.9	
240	FRANK GUZICK	362	43.1	
244	SEAGOVILLE NORTH	526	45.6	
247	ADELFA B. CALLEJO	354	56.8	
250	WHITNEY M. YOUNG, JR.	180	48.6	
260	LORENZO DE ZAVALA	290	52.2	
263	J.P. STARKS	142	49.9	
264	RONALD E. MCNAIR	255	48.5	
265	ELADIO MARTINEZ	377	45.2	
266	FREDERICK DOUGLASS	232	49.2	
271	JULIAN T. SALDIVAR	545	47.9	
272	MARIA MORENO	260	47.6	
273	PLEASANT GROVE	282	51.3	

## 2022-23 School Effectiveness Index (SEI) Report Elementary Schools

	Students	SEI	
			37 ————— 50 ————— 67
274 MARY MCLEOD BETHUNE	407	49.3	
275 LOUISE WOLFF KAHN	375	53.8	
276 GILBERT CUELLAR, SR.	448	49.6	
277 THOMAS TOLBERT	194	46.2	
278 LEONIDES GONZALEZ CIGARROA, M.D.	378	52.8	
279 JERRY R. JUNKINS	351	50.1	
280 ANNE FRANK	644	59.4	
281 CESAR CHAVEZ	329	42.9	
283 ESPERANZA "HOPE" MEDRANO	170	40.7	
284 PERSONALIZED LEARNING ACADEMY AT HIGHLAND MEADOWS	397	49.4	
286 LEE A. MCSHAN, JR.	383	48.5	
287 CELESTINO MAURICIO SOTO, JR.	334	47.5	
289 FELIX G. BOTELLO PERSONALIZED LEARNING	347	55.1	
301 WILMER-HUTCHINS ELEMENTARY	356	50.1	
303 THELMA E. PAGE RICHARDSON	363	46.2	
304 GEORGE H.W. BUSH	368	51.4	
305 EBBY HALLIDAY	405	47.3	
307 H.S. THOMPSON	365	40.4	
312 EDDIE BERNICE JOHNSON	314	51.6	

## 2022-23 School Effectiveness Index (SEI) Report Choice Schools

	Students	SEI	
			37 ————— 50 ————— 67
3	NEW TECH AT B.F. DARRELL	377	52.8
26	SCHOOL OF SCIENCE & ENGINEERING	481	60.6
33	SCHOOL OF BUSINESS & MANAGEMENT	438	54.4
34	BOOKER T. WASHINGTON	888	54.1
35	IRMA L. RANGEL YOUNG WOMENS LEADERSHIP	581	55.5
36	SCHOOL OF HEALTH PROFESSIONS	458	55.8
37	SCHOOL OF EDUCATION & SOCIAL SERVICES	176	51.9
38	SANDERS LAW MAGNET	463	53.6
39	SCHOOL FOR THE TALENTED & GIFTED	530	66.0
71	DALLAS ENVIRONMENTAL SCIENCE	414	54.1
73	H.W. LONGFELLOW	425	60.4
85	KATHLYN J. GILLIAM	319	53.5
88	TRINIDAD GARZA	431	58.4
90	W.L. LASSITER, JR.	262	64.6
128	MARTIN LUTHER KING, JR.	313	53.5
134	GEORGE B. DEALEY	552	55.4
160	PERSONALIZED LEARNING PREPARATORY	170	46.7
186	TRINITY HEIGHTS	288	55.1
212	HARRY STONE	448	48.8
217	WILLIAM B. TRAVIS	493	53.9
220	MARK TWAIN	162	53.3
270	EDUARDO MATA	541	47.2
306	SOLAR PREPARATORY FOR GIRLS	606	57.0
318	WEST DALLAS STEM	270	42.6
340	DALLAS HYBRID PREPARATORY	126	53.3
359	ROSEMONT UPPER SCHOOL	144	58.2
360	STEAM AT D.A. HULCY	413	53.6
362	IGNITE	368	46.2
363	SCHOOL FOR TAG IN PLEASANT GROVE	381	56.8
381	BARACK OBAMA MALE LEADERSHIP ACADEMY	484	48.8
382	IDEA AT J.W. FANNIN	170	47.0
383	CITYLAB	107	48.1
384	SUDIE L. WILLIAMS	420	55.0
385	MONTESORI ACADEMY AT HERNANDEZ	183	50.1
386	SOLAR PREPARATORY FOR BOYS	330	51.5
387	NORTH LAKE EARLY COLLEGE	234	59.9
388	DR. FREDERICK D. HAYNES GLOBAL PREP	152	45.0
554	ILEARN VIRTUAL ACADEMY	88	39.1