

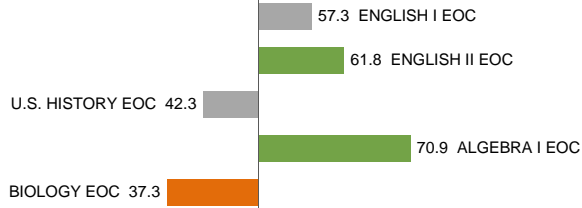
# 2023-24 School Effectiveness Index (SEI) Detail

3-NEW TECH HIGH SCHOOL AT B.F. DARRELL

Overall SEI: 50.1


## STAAR

### Schoolwide



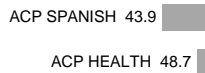
## Core ACP

### Schoolwide



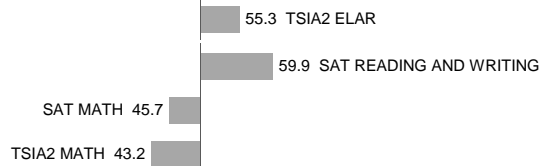
## Other ACP

### Schoolwide




## Other

### Grade 12



### Schoolwide



NOTES: "Overall SEI" has average 50 and standard deviation 5; an "average" overall SEI is 45 to 55. Component SEIs (e.g. Grade 5 STAAR Reading, PSAT Math) each have average 50 and standard deviation 10; an "average" component SEI is 40 to 60. Component SEIs are computed only if at least eight test results are available.

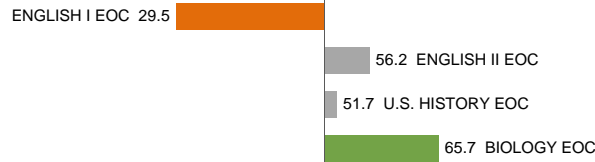
# 2023-24 School Effectiveness Index (SEI) Detail

26-SCHOOL OF SCIENCE & ENGINEERING AT TOWNVIEW

Overall SEI: 60.0

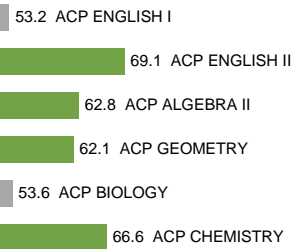
## STAAR

### Schoolwide



## Core ACP

### Schoolwide



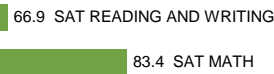
## Other ACP

### Schoolwide

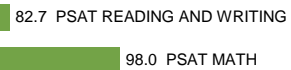


## Other

### Grade 12



### Schoolwide



NOTES: "Overall SEI" has average 50 and standard deviation 5; an "average" overall SEI is 45 to 55. Component SEIs (e.g. Grade 5 STAAR Reading, PSAT Math) each have average 50 and standard deviation 10; an "average" component SEI is 40 to 60. Component SEIs are computed only if at least eight test results are available.

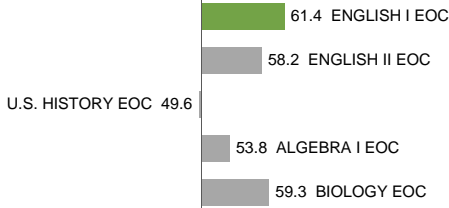
# 2023-24 School Effectiveness Index (SEI) Detail

33-MARVIN E. ROBINSON SCHOOL OF BUSINESS AND MANAGEMENT AT TOWNVIEW

Overall SEI: 58.6

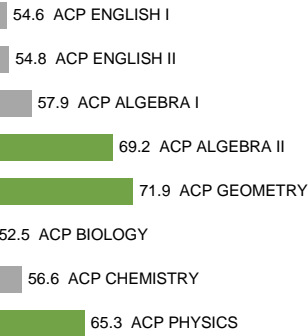
## STAAR

### Schoolwide



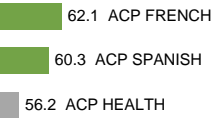
## Core ACP

### Schoolwide




## Other ACP

### Schoolwide

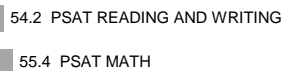


## Other

### Grade 12



### Schoolwide



NOTES: "Overall SEI" has average 50 and standard deviation 5; an "average" overall SEI is 45 to 55. Component SEIs (e.g. Grade 5 STAAR Reading, PSAT Math) each have average 50 and standard deviation 10; an "average" component SEI is 40 to 60. Component SEIs are computed only if at least eight test results are available.

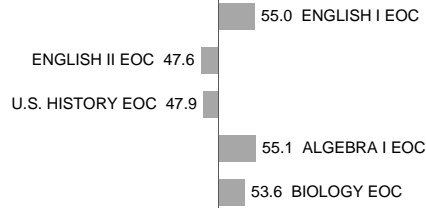
# 2023-24 School Effectiveness Index (SEI) Detail

34-BOOKER T. WASHINGTON HIGH SCHOOL FOR THE ARTS

Overall SEI: 53.6

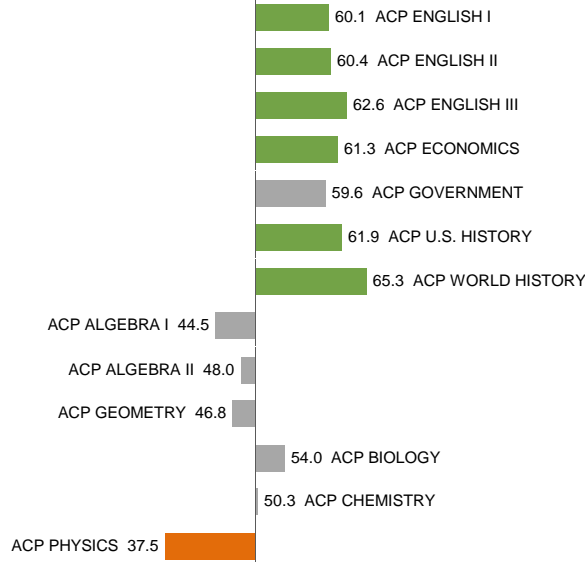
## STAAR

### Schoolwide



## Core ACP

### Schoolwide



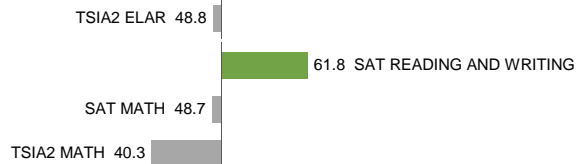
## Other ACP

### Schoolwide




## Other

### Grade 12



### Schoolwide



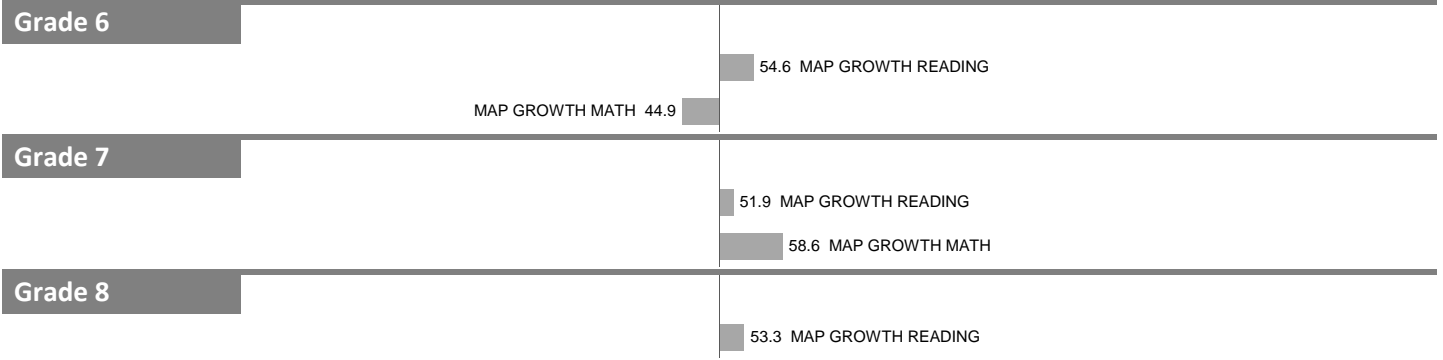
NOTES: "Overall SEI" has average 50 and standard deviation 5; an "average" overall SEI is 45 to 55. Component SEIs (e.g. Grade 5 STAAR Reading, PSAT Math) each have average 50 and standard deviation 10; an "average" component SEI is 40 to 60. Component SEIs are computed only if at least eight test results are available.

# 2023-24 School Effectiveness Index (SEI) Detail

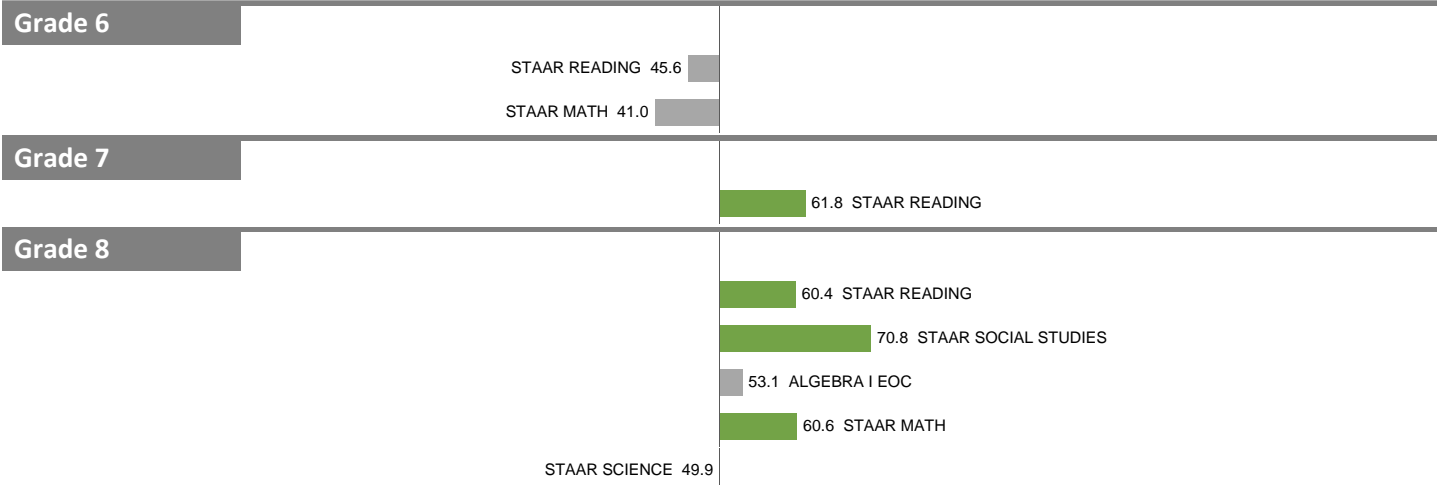
35-IRMA L. RANGEL YOUNG WOMENS LEADERSHIP SCHOOL

Overall SEI: 54.2

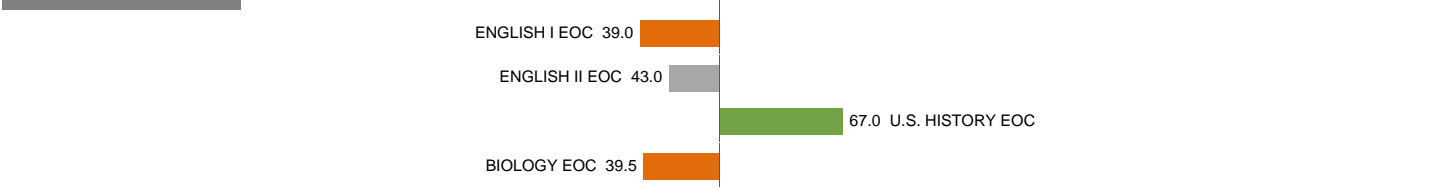
## MAP Growth



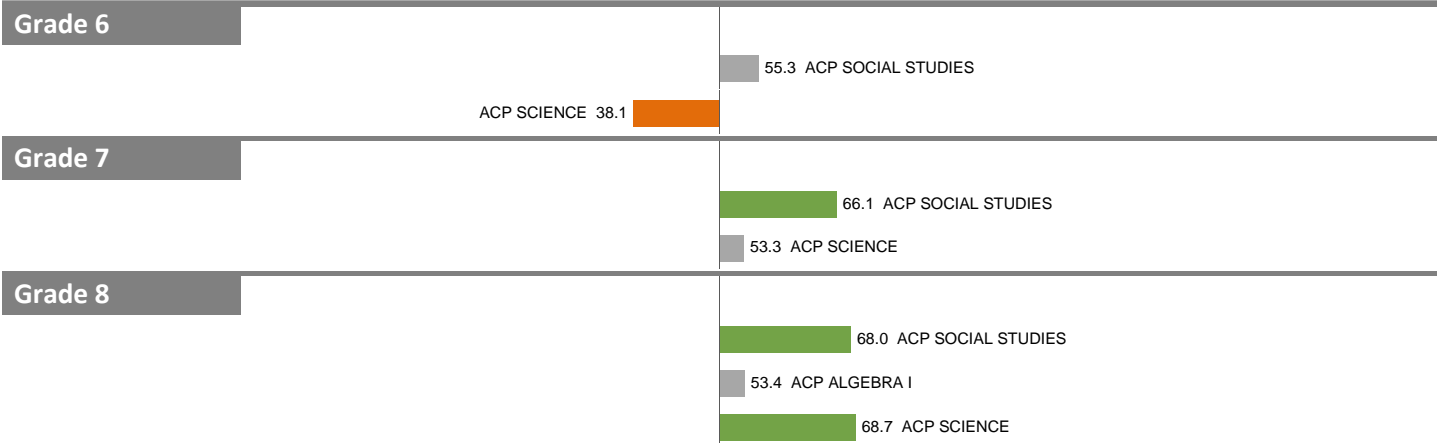
## STAAR



## Schoolwide



## Core ACP



NOTES: "Overall SEI" has average 50 and standard deviation 5; an "average" overall SEI is 45 to 55. Component SEIs (e.g. Grade 5 STAAR Reading, PSAT Math) each have average 50 and standard deviation 10; an "average" component SEI is 40 to 60. Component SEIs are computed only if at least eight test results are available.

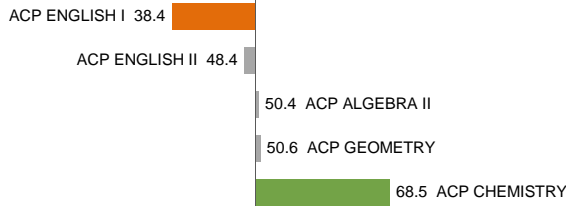
# 2023-24 School Effectiveness Index (SEI) Detail

35-IRMA L. RANGEL YOUNG WOMENS LEADERSHIP SCHOOL

Overall SEI: 54.2

## Core ACP

### Schoolwide

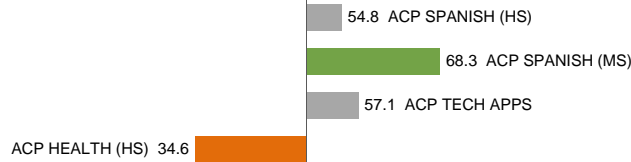


## Other ACP

### Grade 8

55.2 ACP HEALTH

### Schoolwide



## Other

### Grade 12

66.3 SAT READING AND WRITING

66.0 SAT MATH

### Schoolwide

57.9 PSAT READING AND WRITING

60.3 PSAT MATH

NOTES: "Overall SEI" has average 50 and standard deviation 5; an "average" overall SEI is 45 to 55. Component SEIs (e.g. Grade 5 STAAR Reading, PSAT Math) each have average 50 and standard deviation 10; an "average" component SEI is 40 to 60. Component SEIs are computed only if at least eight test results are available.

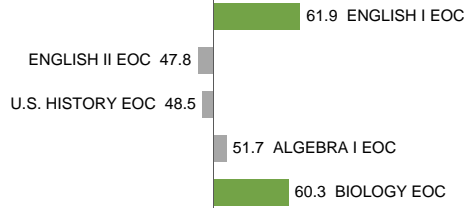
# 2023-24 School Effectiveness Index (SEI) Detail

36-SCHOOL OF HEALTH PROFESSIONS AT TOWNVIEW

Overall SEI: 55.9

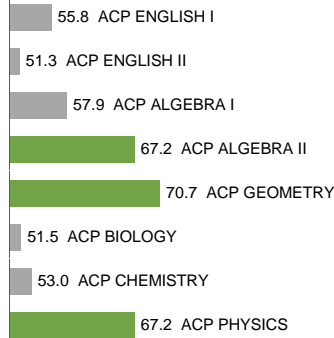
## STAAR

### Schoolwide



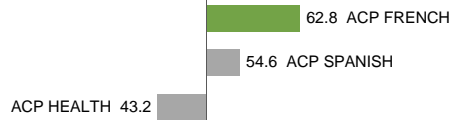
## Core ACP

### Schoolwide




## Other ACP

### Schoolwide

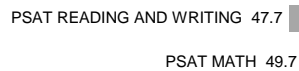


## Other

### Grade 12



### Schoolwide




NOTES: "Overall SEI" has average 50 and standard deviation 5; an "average" overall SEI is 45 to 55. Component SEIs (e.g. Grade 5 STAAR Reading, PSAT Math) each have average 50 and standard deviation 10; an "average" component SEI is 40 to 60. Component SEIs are computed only if at least eight test results are available.

# 2023-24 School Effectiveness Index (SEI) Detail

37-ROSIE M. COLLINS SORRELLS SCHOOL OF EDUCATION & SOCIAL SERVICES

Overall SEI: 56.7



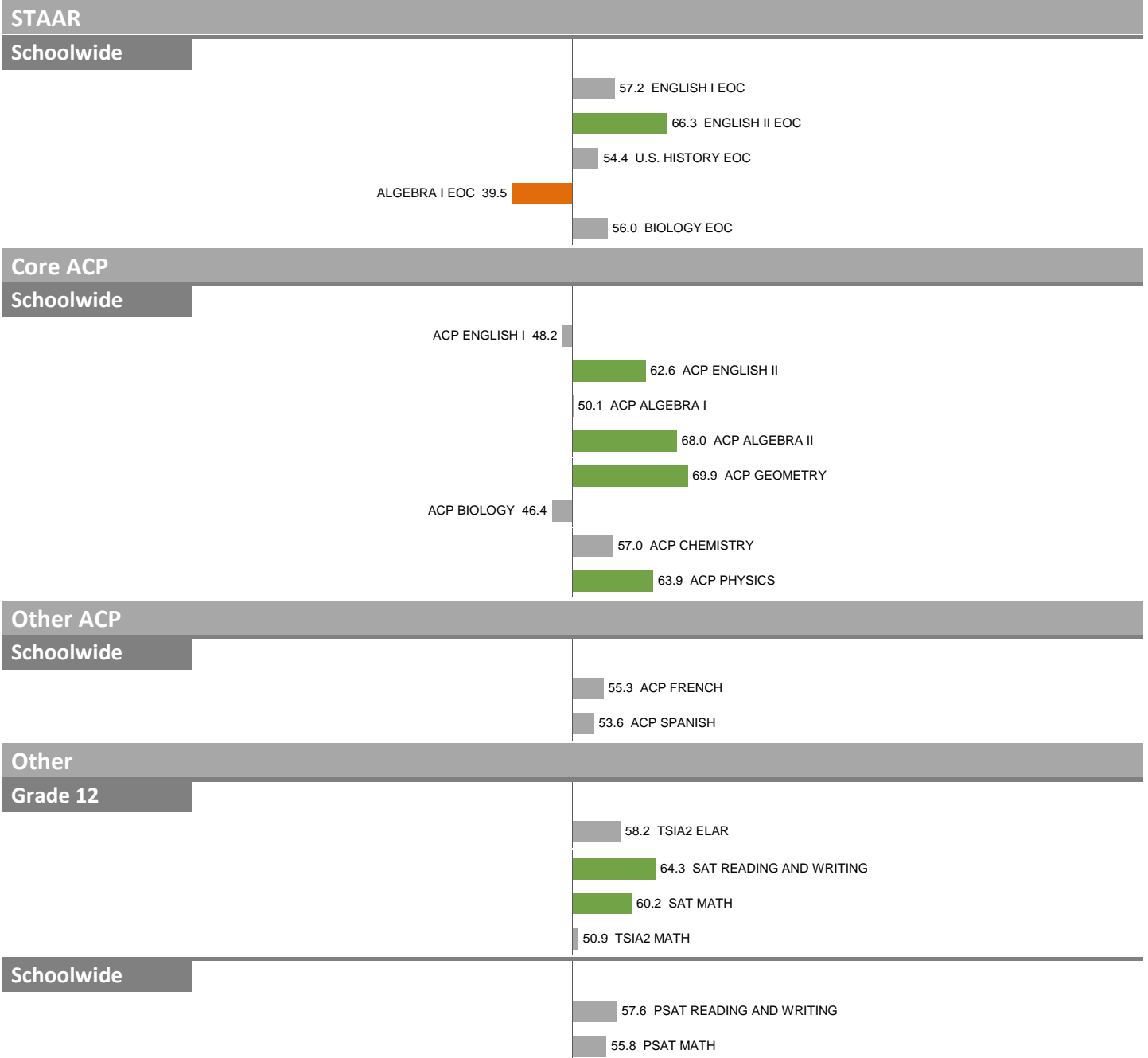
NOTES: "Overall SEI" has average 50 and standard deviation 5; an "average" overall SEI is 45 to 55. Component SEIs (e.g. Grade 5 STAAR Reading, PSAT Math) each have average 50 and standard deviation 10; an "average" component SEI is 40 to 60. Component SEIs are computed only if at least eight test results are available.



# 2023-24 School Effectiveness Index (SEI) Detail

38-JUDGE BAREFOOT SANDERS LAW MAGNET

Overall SEI: 57.8




NOTES: "Overall SEI" has average 50 and standard deviation 5; an "average" overall SEI is 45 to 55. Component SEIs (e.g. Grade 5 STAAR Reading, PSAT Math) each have average 50 and standard deviation 10; an "average" component SEI is 40 to 60. Component SEIs are computed only if at least eight test results are available.

# 2023-24 School Effectiveness Index (SEI) Detail

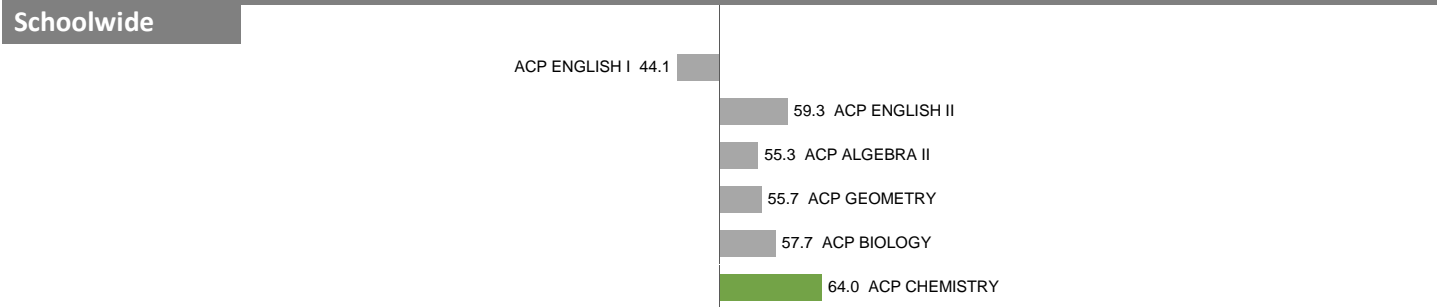
39—SCHOOL FOR THE TALENTED & GIFTED AT TOWNVIEW

Overall SEI: 58.9

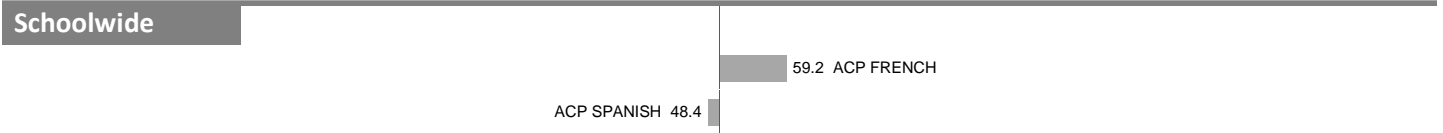
## STAAR




## Core ACP



## Other ACP



## Other




NOTES: "Overall SEI" has average 50 and standard deviation 5; an "average" overall SEI is 45 to 55. Component SEIs (e.g. Grade 5 STAAR Reading, PSAT Math) each have average 50 and standard deviation 10; an "average" component SEI is 40 to 60. Component SEIs are computed only if at least eight test results are available.

# 2023-24 School Effectiveness Index (SEI) Detail

71-DALLAS ENVIRONMENTAL SCIENCE ACADEMY

Overall SEI: 54.6




NOTES: "Overall SEI" has average 50 and standard deviation 5; an "average" overall SEI is 45 to 55. Component SEIs (e.g. Grade 5 STAAR Reading, PSAT Math) each have average 50 and standard deviation 10; an "average" component SEI is 40 to 60. Component SEIs are computed only if at least eight test results are available.

# 2023-24 School Effectiveness Index (SEI) Detail

73-H.W. LONGFELLOW CAREER EXPLORATION ACADEMY

Overall SEI: 54.1




NOTES: "Overall SEI" has average 50 and standard deviation 5; an "average" overall SEI is 45 to 55. Component SEIs (e.g. Grade 5 STAAR Reading, PSAT Math) each have average 50 and standard deviation 10; an "average" component SEI is 40 to 60. Component SEIs are computed only if at least eight test results are available.

# 2023-24 School Effectiveness Index (SEI) Detail

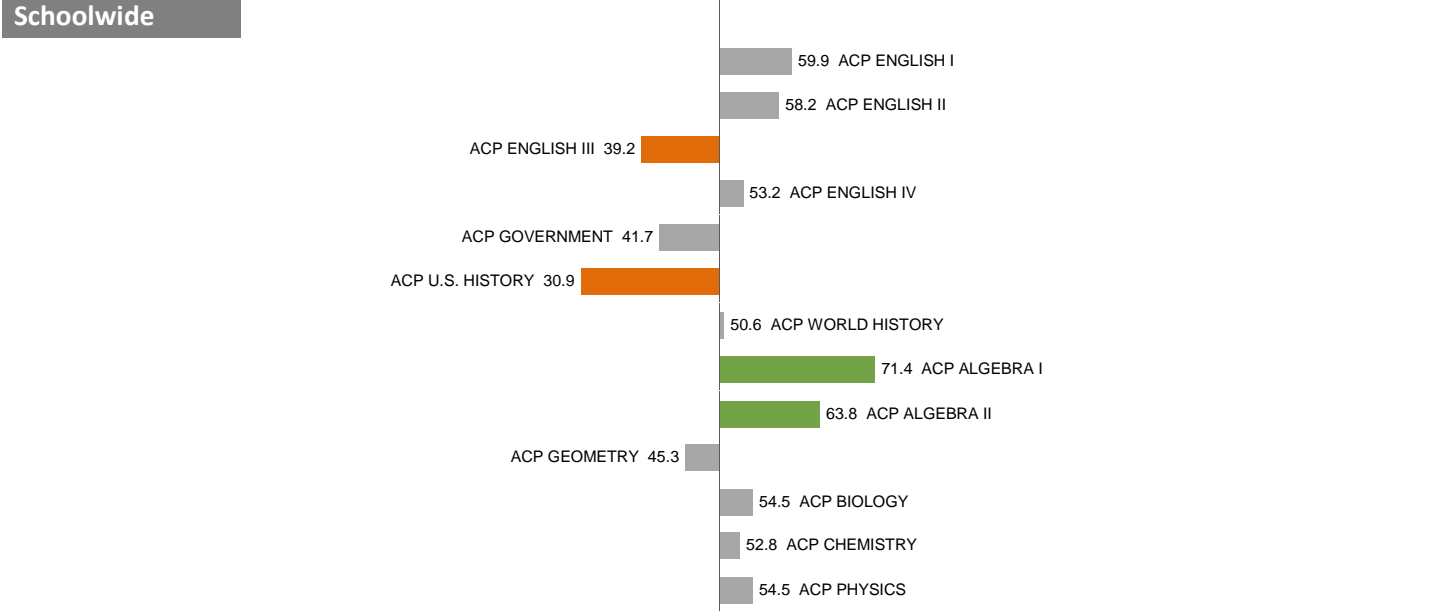
85-KATHLYN J. GILLIAM COLLEGIATE ACADEMY

Overall SEI: 54.3

## STAAR



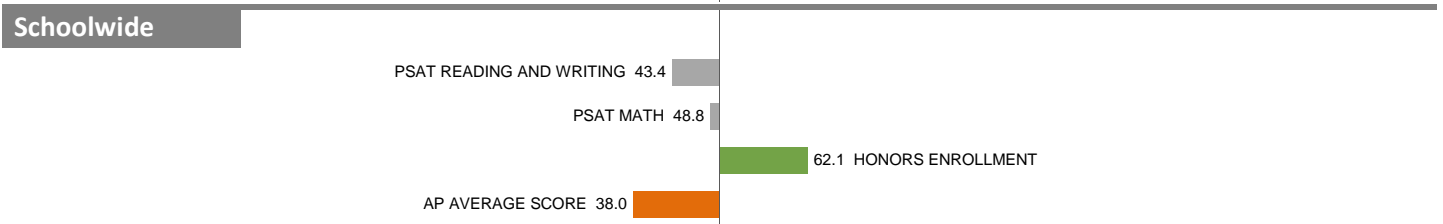
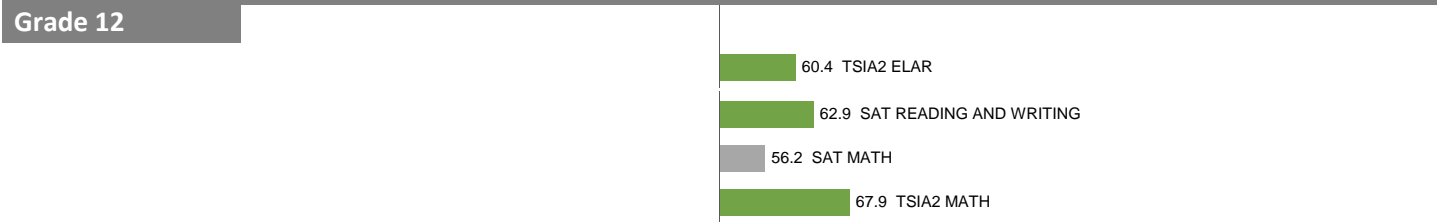
## Core ACP



## Other ACP



## Other



NOTES: "Overall SEI" has average 50 and standard deviation 5; an "average" overall SEI is 45 to 55. Component SEIs (e.g. Grade 5 STAAR Reading, PSAT Math) each have average 50 and standard deviation 10; an "average" component SEI is 40 to 60. Component SEIs are computed only if at least eight test results are available.

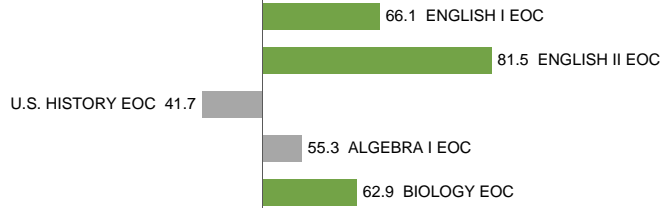
# 2023-24 School Effectiveness Index (SEI) Detail

88–TRINIDAD GARZA EARLY COLLEGE HIGH SCHOOL

Overall SEI: 62.8

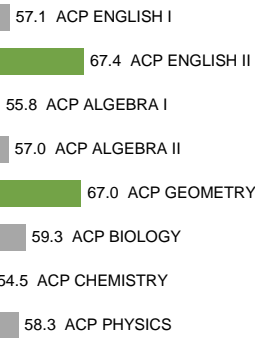
## STAAR

### Schoolwide



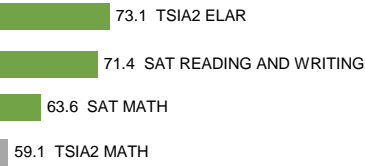
## Core ACP

### Schoolwide

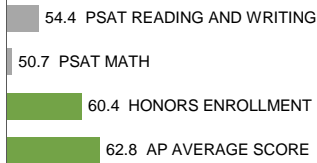


## Other

### Grade 12



### Schoolwide




NOTES: "Overall SEI" has average 50 and standard deviation 5; an "average" overall SEI is 45 to 55. Component SEIs (e.g. Grade 5 STAAR Reading, PSAT Math) each have average 50 and standard deviation 10; an "average" component SEI is 40 to 60. Component SEIs are computed only if at least eight test results are available.

# 2023-24 School Effectiveness Index (SEI) Detail

90-W.L. LASSITER, JR. EARLY COLLEGE HIGH SCHOOL AT EL CENTRO COLLEGE

Overall SEI: 58.5




NOTES: "Overall SEI" has average 50 and standard deviation 5; an "average" overall SEI is 45 to 55. Component SEIs (e.g. Grade 5 STAAR Reading, PSAT Math) each have average 50 and standard deviation 10; an "average" component SEI is 40 to 60. Component SEIs are computed only if at least eight test results are available.

# 2023-24 School Effectiveness Index (SEI) Detail

128-DR. MARTIN LUTHER KING JR. ARTS ACADEMY

Overall SEI: 49.2




NOTES: "Overall SEI" has average 50 and standard deviation 5; an "average" overall SEI is 45 to 55. Component SEIs (e.g. Grade 5 STAAR Reading, PSAT Math) each have average 50 and standard deviation 10; an "average" component SEI is 40 to 60. Component SEIs are computed only if at least eight test results are available.



# 2023-24 School Effectiveness Index (SEI) Detail

128-DR. MARTIN LUTHER KING JR. ARTS ACADEMY

Overall SEI: 49.2

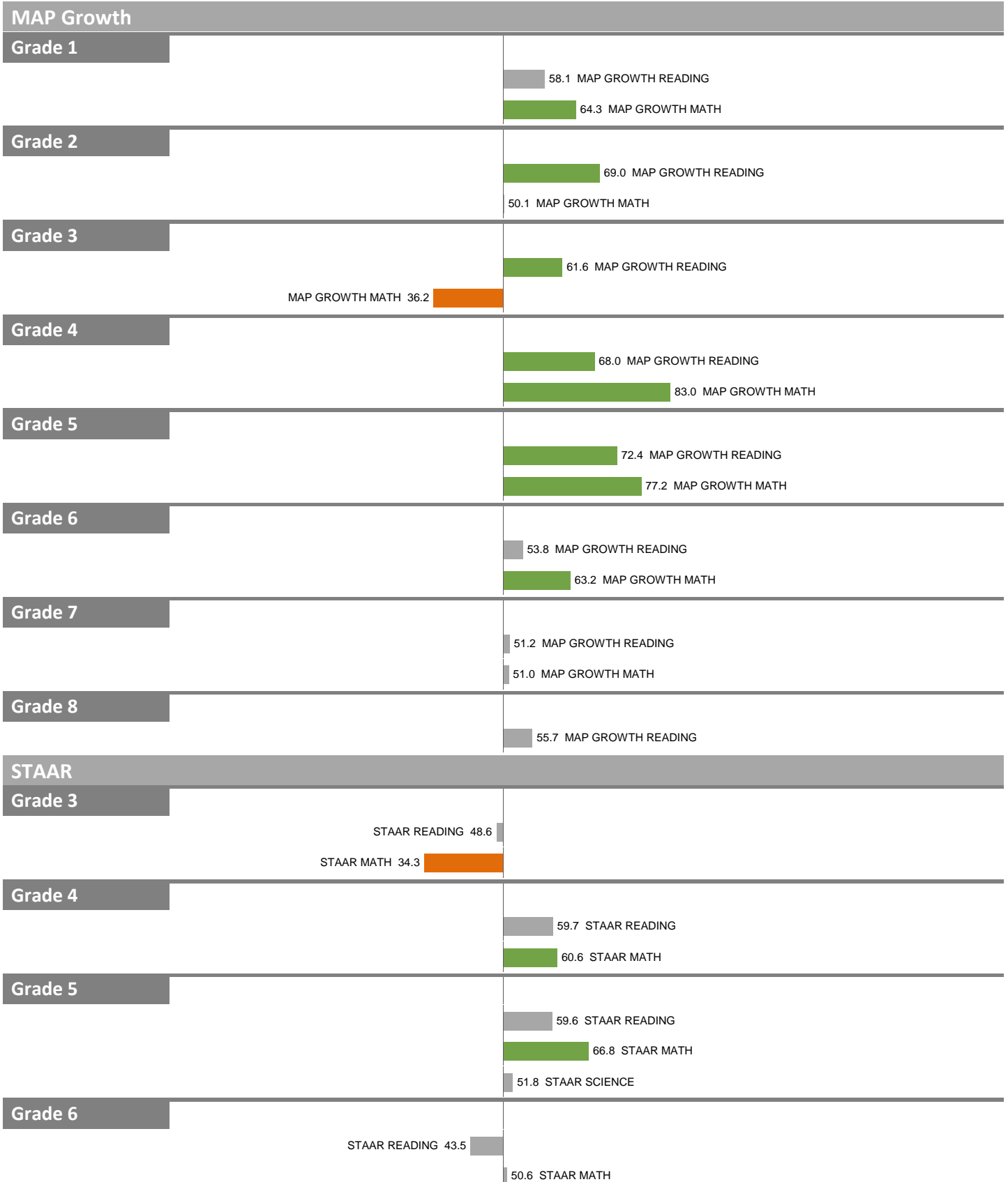


NOTES: "Overall SEI" has average 50 and standard deviation 5; an "average" overall SEI is 45 to 55. Component SEIs (e.g. Grade 5 STAAR Reading, PSAT Math) each have average 50 and standard deviation 10; an "average" component SEI is 40 to 60. Component SEIs are computed only if at least eight test results are available.

# 2023-24 School Effectiveness Index (SEI) Detail

134—GEORGE B. DEALEY MONTESSORI ACADEMY

Overall SEI: 56.4




NOTES: "Overall SEI" has average 50 and standard deviation 5; an "average" overall SEI is 45 to 55. Component SEIs (e.g. Grade 5 STAAR Reading, PSAT Math) each have average 50 and standard deviation 10; an "average" component SEI is 40 to 60. Component SEIs are computed only if at least eight test results are available.

# 2023-24 School Effectiveness Index (SEI) Detail

134—GEORGE B. DEALEY MONTESSORI ACADEMY

Overall SEI: 56.4




NOTES: "Overall SEI" has average 50 and standard deviation 5; an "average" overall SEI is 45 to 55. Component SEIs (e.g. Grade 5 STAAR Reading, PSAT Math) each have average 50 and standard deviation 10; an "average" component SEI is 40 to 60. Component SEIs are computed only if at least eight test results are available.

# 2023-24 School Effectiveness Index (SEI) Detail

160-PERSONALIZED LEARNING PREPARATORY AT SAM HOUSTON

Overall SEI: 51.2

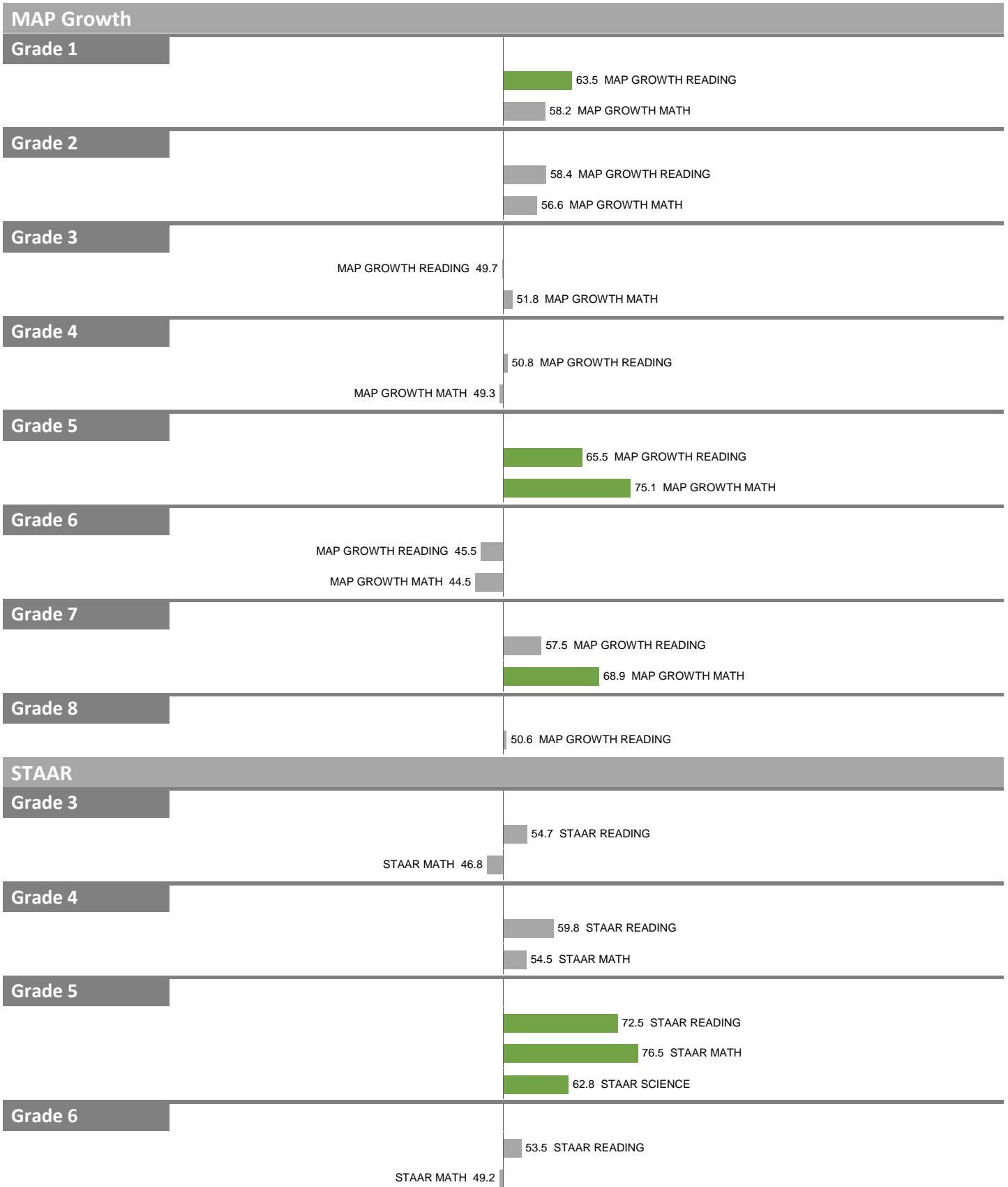


NOTES: "Overall SEI" has average 50 and standard deviation 5; an "average" overall SEI is 45 to 55. Component SEIs (e.g. Grade 5 STAAR Reading, PSAT Math) each have average 50 and standard deviation 10; an "average" component SEI is 40 to 60. Component SEIs are computed only if at least eight test results are available.

# 2023-24 School Effectiveness Index (SEI) Detail

186-TRINITY HEIGHTS GIFTED AND TALENTED SCHOOL

Overall SEI: 59.0

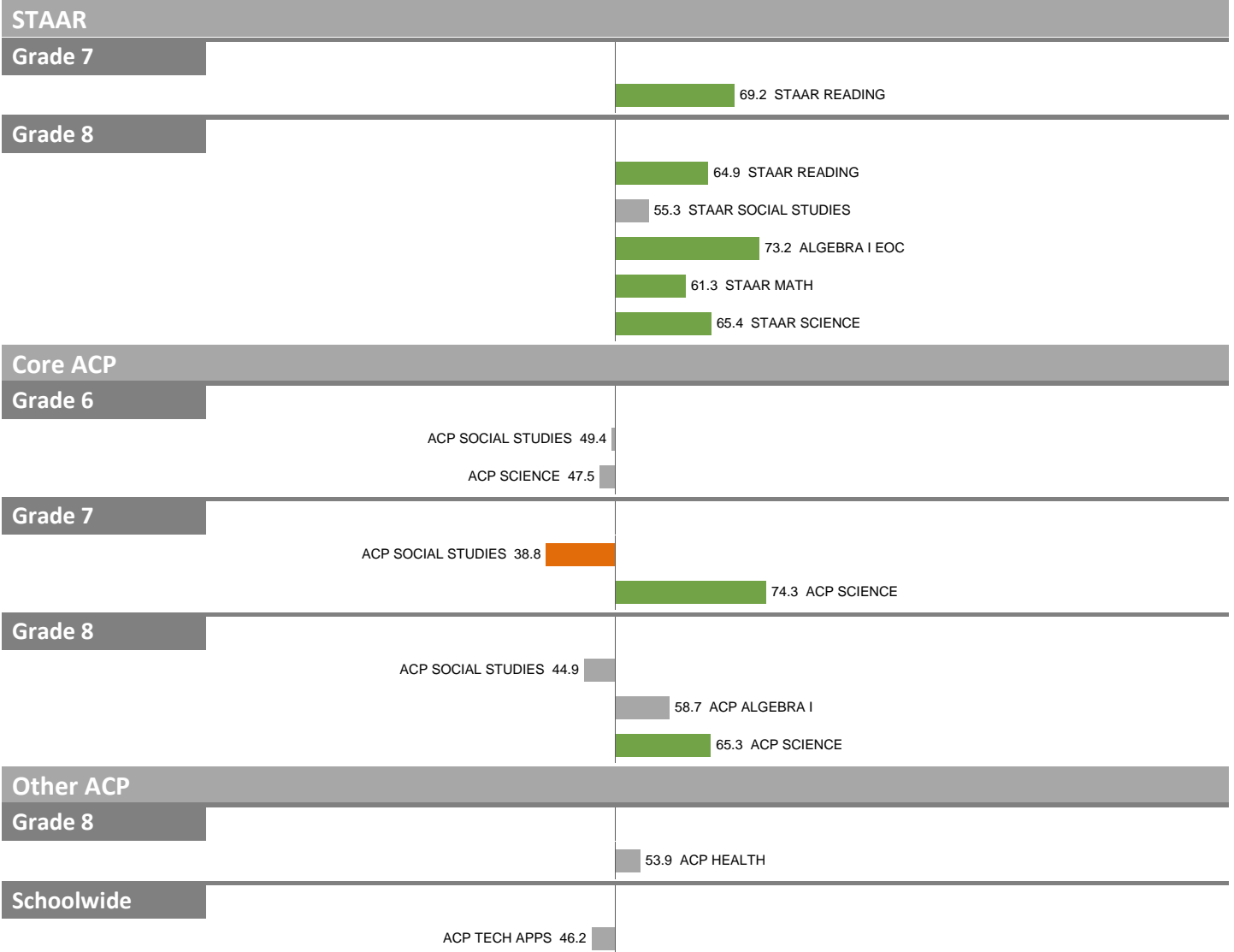


NOTES: "Overall SEI" has average 50 and standard deviation 5; an "average" overall SEI is 45 to 55. Component SEIs (e.g. Grade 5 STAAR Reading, PSAT Math) each have average 50 and standard deviation 10; an "average" component SEI is 40 to 60. Component SEIs are computed only if at least eight test results are available.

# 2023-24 School Effectiveness Index (SEI) Detail

186-TRINITY HEIGHTS GIFTED AND TALENTED SCHOOL

Overall SEI: 59.0




NOTES: "Overall SEI" has average 50 and standard deviation 5; an "average" overall SEI is 45 to 55. Component SEIs (e.g. Grade 5 STAAR Reading, PSAT Math) each have average 50 and standard deviation 10; an "average" component SEI is 40 to 60. Component SEIs are computed only if at least eight test results are available.

# 2023-24 School Effectiveness Index (SEI) Detail

212-HARRY STONE MONTESSORI ACADEMY

Overall SEI: 49.2




NOTES: "Overall SEI" has average 50 and standard deviation 5; an "average" overall SEI is 45 to 55. Component SEIs (e.g. Grade 5 STAAR Reading, PSAT Math) each have average 50 and standard deviation 10; an "average" component SEI is 40 to 60. Component SEIs are computed only if at least eight test results are available.

# 2023-24 School Effectiveness Index (SEI) Detail

212-HARRY STONE MONTESSORI ACADEMY

Overall SEI: 49.2



NOTES: "Overall SEI" has average 50 and standard deviation 5; an "average" overall SEI is 45 to 55. Component SEIs (e.g. Grade 5 STAAR Reading, PSAT Math) each have average 50 and standard deviation 10; an "average" component SEI is 40 to 60. Component SEIs are computed only if at least eight test results are available.



# 2023-24 School Effectiveness Index (SEI) Detail

217-WILLIAM B. TRAVIS VANGUARD ACADEMY OF THE ACADEMICALLY TALENTED AND GIFTED

Overall SEI: 55.3




NOTES: "Overall SEI" has average 50 and standard deviation 5; an "average" overall SEI is 45 to 55. Component SEIs (e.g. Grade 5 STAAR Reading, PSAT Math) each have average 50 and standard deviation 10; an "average" component SEI is 40 to 60. Component SEIs are computed only if at least eight test results are available.

# 2023-24 School Effectiveness Index (SEI) Detail

217–WILLIAM B. TRAVIS VANGUARD ACADEMY OF THE ACADEMICALLY TALENTED AND GIFTE

Overall SEI: 55.3




NOTES: "Overall SEI" has average 50 and standard deviation 5; an "average" overall SEI is 45 to 55. Component SEIs (e.g. Grade 5 STAAR Reading, PSAT Math) each have average 50 and standard deviation 10; an "average" component SEI is 40 to 60. Component SEIs are computed only if at least eight test results are available.

# 2023-24 School Effectiveness Index (SEI) Detail

220-MARK TWAIN SCHOOL FOR THE TALENTED AND GIFTED

Overall SEI: 50.5




NOTES: "Overall SEI" has average 50 and standard deviation 5; an "average" overall SEI is 45 to 55. Component SEIs (e.g. Grade 5 STAAR Reading, PSAT Math) each have average 50 and standard deviation 10; an "average" component SEI is 40 to 60. Component SEIs are computed only if at least eight test results are available.

# 2023-24 School Effectiveness Index (SEI) Detail

220-MARK TWAIN SCHOOL FOR THE TALENTED AND GIFTED

Overall SEI: 50.5




NOTES: "Overall SEI" has average 50 and standard deviation 5; an "average" overall SEI is 45 to 55. Component SEIs (e.g. Grade 5 STAAR Reading, PSAT Math) each have average 50 and standard deviation 10; an "average" component SEI is 40 to 60. Component SEIs are computed only if at least eight test results are available.

# 2023-24 School Effectiveness Index (SEI) Detail

270-EDUARDO MATA MONTESSORI SCHOOL

Overall SEI: 51.3



NOTES: "Overall SEI" has average 50 and standard deviation 5; an "average" overall SEI is 45 to 55. Component SEIs (e.g. Grade 5 STAAR Reading, PSAT Math) each have average 50 and standard deviation 10; an "average" component SEI is 40 to 60. Component SEIs are computed only if at least eight test results are available.

# 2023-24 School Effectiveness Index (SEI) Detail

270-EDUARDO MATA MONTESSORI SCHOOL

Overall SEI: 51.3




NOTES: "Overall SEI" has average 50 and standard deviation 5; an "average" overall SEI is 45 to 55. Component SEIs (e.g. Grade 5 STAAR Reading, PSAT Math) each have average 50 and standard deviation 10; an "average" component SEI is 40 to 60. Component SEIs are computed only if at least eight test results are available.

# 2023-24 School Effectiveness Index (SEI) Detail

285–N.W. HARLLEE EARLY CHILDHOOD CENTER

Overall SEI: Too few components




NOTES: "Overall SEI" has average 50 and standard deviation 5; an "average" overall SEI is 45 to 55. Component SEIs (e.g. Grade 5 STAAR Reading, PSAT Math) each have average 50 and standard deviation 10; an "average" component SEI is 40 to 60. Component SEIs are computed only if at least eight test results are available.

# 2023-24 School Effectiveness Index (SEI) Detail

306-SOLAR PREPARATORY SCHOOL FOR GIRLS AT JAMES B. BONHAM

Overall SEI: 55.2




NOTES: "Overall SEI" has average 50 and standard deviation 5; an "average" overall SEI is 45 to 55. Component SEIs (e.g. Grade 5 STAAR Reading, PSAT Math) each have average 50 and standard deviation 10; an "average" component SEI is 40 to 60. Component SEIs are computed only if at least eight test results are available.



# 2023-24 School Effectiveness Index (SEI) Detail

306–SOLAR PREPARATORY SCHOOL FOR GIRLS AT JAMES B. BONHAM

Overall SEI: 55.2




NOTES: "Overall SEI" has average 50 and standard deviation 5; an "average" overall SEI is 45 to 55. Component SEIs (e.g. Grade 5 STAAR Reading, PSAT Math) each have average 50 and standard deviation 10; an "average" component SEI is 40 to 60. Component SEIs are computed only if at least eight test results are available.

# 2023-24 School Effectiveness Index (SEI) Detail

318–WEST DALLAS STEM SCHOOL

Overall SEI: Too few components



NOTES: "Overall SEI" has average 50 and standard deviation 5; an "average" overall SEI is 45 to 55. Component SEIs (e.g. Grade 5 STAAR Reading, PSAT Math) each have average 50 and standard deviation 10; an "average" component SEI is 40 to 60. Component SEIs are computed only if at least eight test results are available.

# 2023-24 School Effectiveness Index (SEI) Detail

322-PRESTONWOOD MONTESSORI ACADEMY AT E.D. WALKER

Overall SEI: 51.0




NOTES: "Overall SEI" has average 50 and standard deviation 5; an "average" overall SEI is 45 to 55. Component SEIs (e.g. Grade 5 STAAR Reading, PSAT Math) each have average 50 and standard deviation 10; an "average" component SEI is 40 to 60. Component SEIs are computed only if at least eight test results are available.

# 2023-24 School Effectiveness Index (SEI) Detail

340-DALLAS HYBRID PREPARATORY AT STEPHEN J HAY

Overall SEI: 53.2




NOTES: "Overall SEI" has average 50 and standard deviation 5; an "average" overall SEI is 45 to 55. Component SEIs (e.g. Grade 5 STAAR Reading, PSAT Math) each have average 50 and standard deviation 10; an "average" component SEI is 40 to 60. Component SEIs are computed only if at least eight test results are available.

# 2023-24 School Effectiveness Index (SEI) Detail

340-DALLAS HYBRID PREPARATORY AT STEPHEN J HAY

Overall SEI: 53.2




NOTES: "Overall SEI" has average 50 and standard deviation 5; an "average" overall SEI is 45 to 55. Component SEIs (e.g. Grade 5 STAAR Reading, PSAT Math) each have average 50 and standard deviation 10; an "average" component SEI is 40 to 60. Component SEIs are computed only if at least eight test results are available.

# 2023-24 School Effectiveness Index (SEI) Detail

359-ROSEMONT UPPER SCHOOL

Overall SEI: 56.4

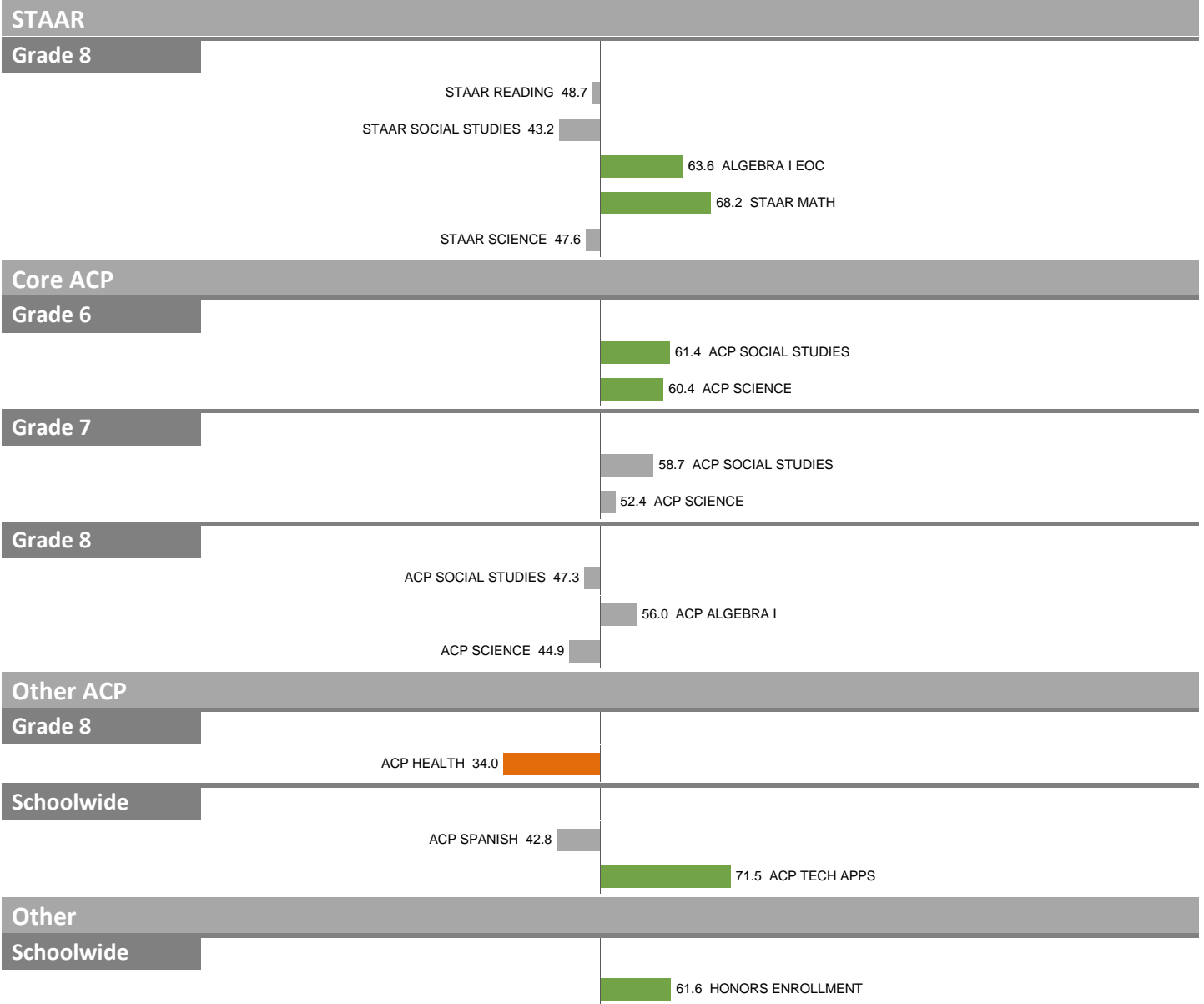


NOTES: "Overall SEI" has average 50 and standard deviation 5; an "average" overall SEI is 45 to 55. Component SEIs (e.g. Grade 5 STAAR Reading, PSAT Math) each have average 50 and standard deviation 10; an "average" component SEI is 40 to 60. Component SEIs are computed only if at least eight test results are available.

# 2023-24 School Effectiveness Index (SEI) Detail

359-ROSEMONT UPPER SCHOOL

Overall SEI: 56.4




NOTES: "Overall SEI" has average 50 and standard deviation 5; an "average" overall SEI is 45 to 55. Component SEIs (e.g. Grade 5 STAAR Reading, PSAT Math) each have average 50 and standard deviation 10; an "average" component SEI is 40 to 60. Component SEIs are computed only if at least eight test results are available.

# 2023-24 School Effectiveness Index (SEI) Detail

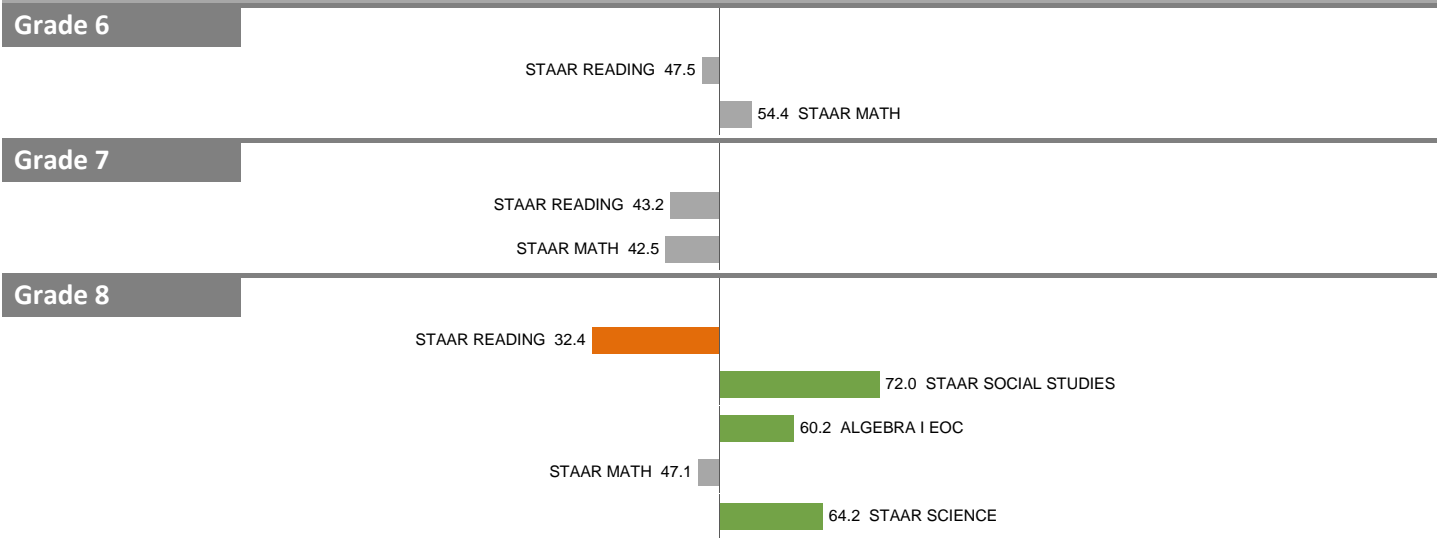
360–STEAM MIDDLE SCHOOL AT D.A. HULCY

Overall SEI: 54.3

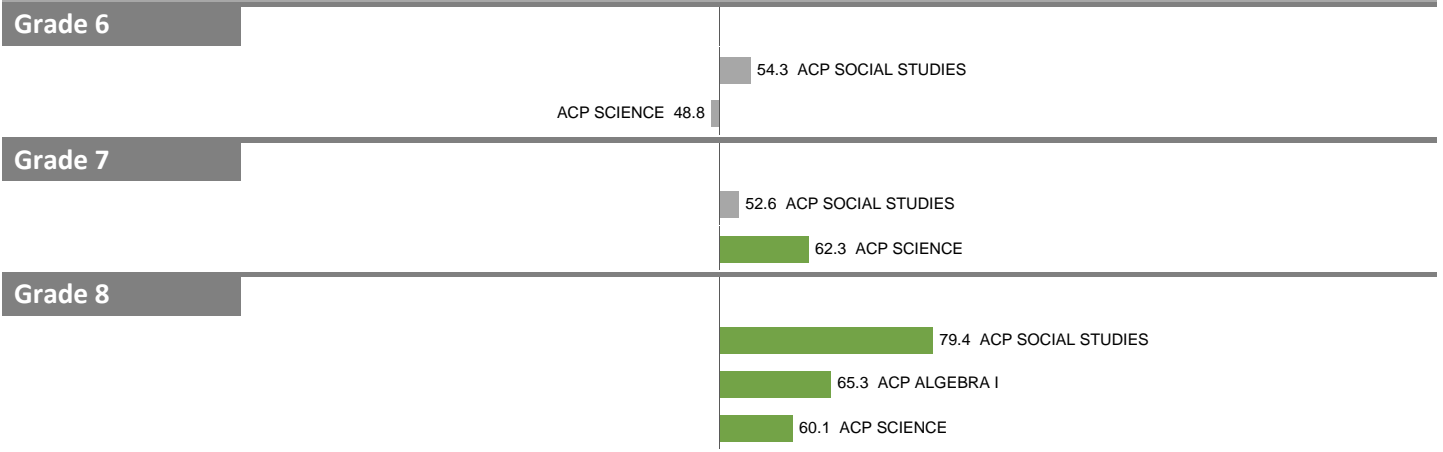
## MAP Growth



## STAAR



## Core ACP



## Other ACP



NOTES: "Overall SEI" has average 50 and standard deviation 5; an "average" overall SEI is 45 to 55. Component SEIs (e.g. Grade 5 STAAR Reading, PSAT Math) each have average 50 and standard deviation 10; an "average" component SEI is 40 to 60. Component SEIs are computed only if at least eight test results are available.



# 2023-24 School Effectiveness Index (SEI) Detail


360-STEAM MIDDLE SCHOOL AT D.A. HULCY

Overall SEI: 54.3

## Other ACP



## Other



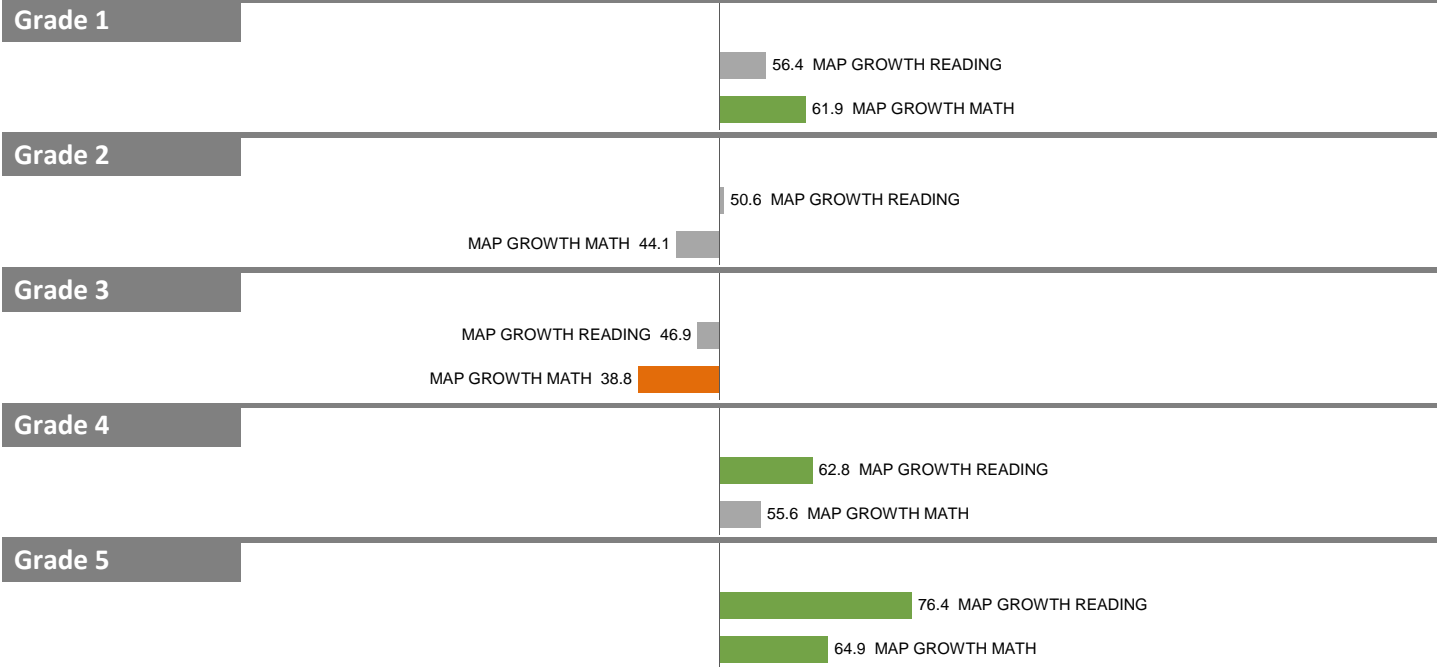
NOTES: "Overall SEI" has average 50 and standard deviation 5; an "average" overall SEI is 45 to 55. Component SEIs (e.g. Grade 5 STAAR Reading, PSAT Math) each have average 50 and standard deviation 10; an "average" component SEI is 40 to 60. Component SEIs are computed only if at least eight test results are available.

# 2023-24 School Effectiveness Index (SEI) Detail

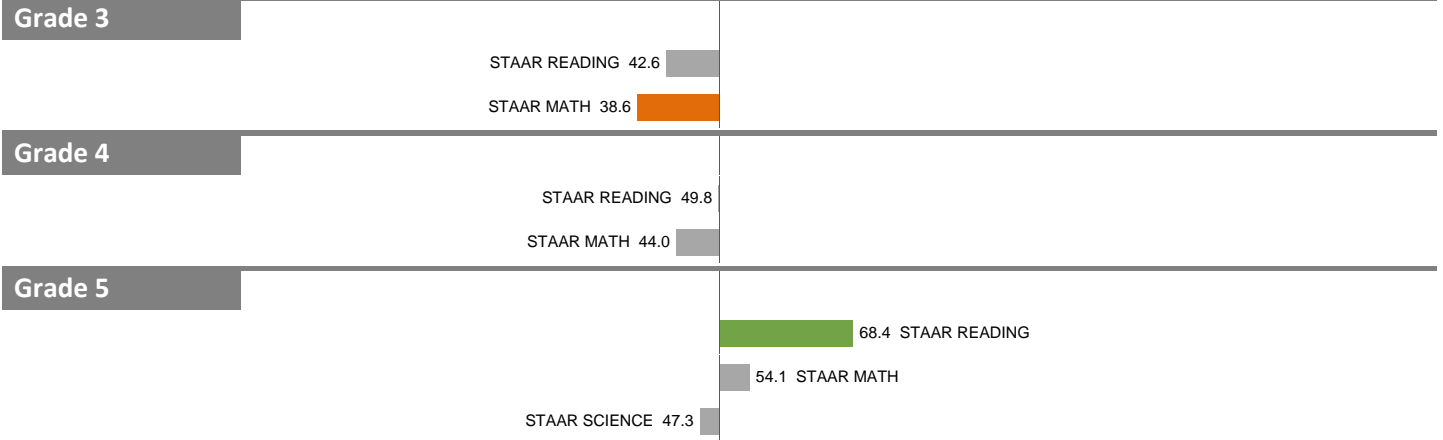
361-DOWNTOWN MONTESSORI AT IDA B. WELLS ACADEMY

Overall SEI: 52.4

## MAP Growth



## STAAR




NOTES: "Overall SEI" has average 50 and standard deviation 5; an "average" overall SEI is 45 to 55. Component SEIs (e.g. Grade 5 STAAR Reading, PSAT Math) each have average 50 and standard deviation 10; an "average" component SEI is 40 to 60. Component SEIs are computed only if at least eight test results are available.

# 2023-24 School Effectiveness Index (SEI) Detail

362-IGNITE MIDDLE SCHOOL

Overall SEI: 47.6

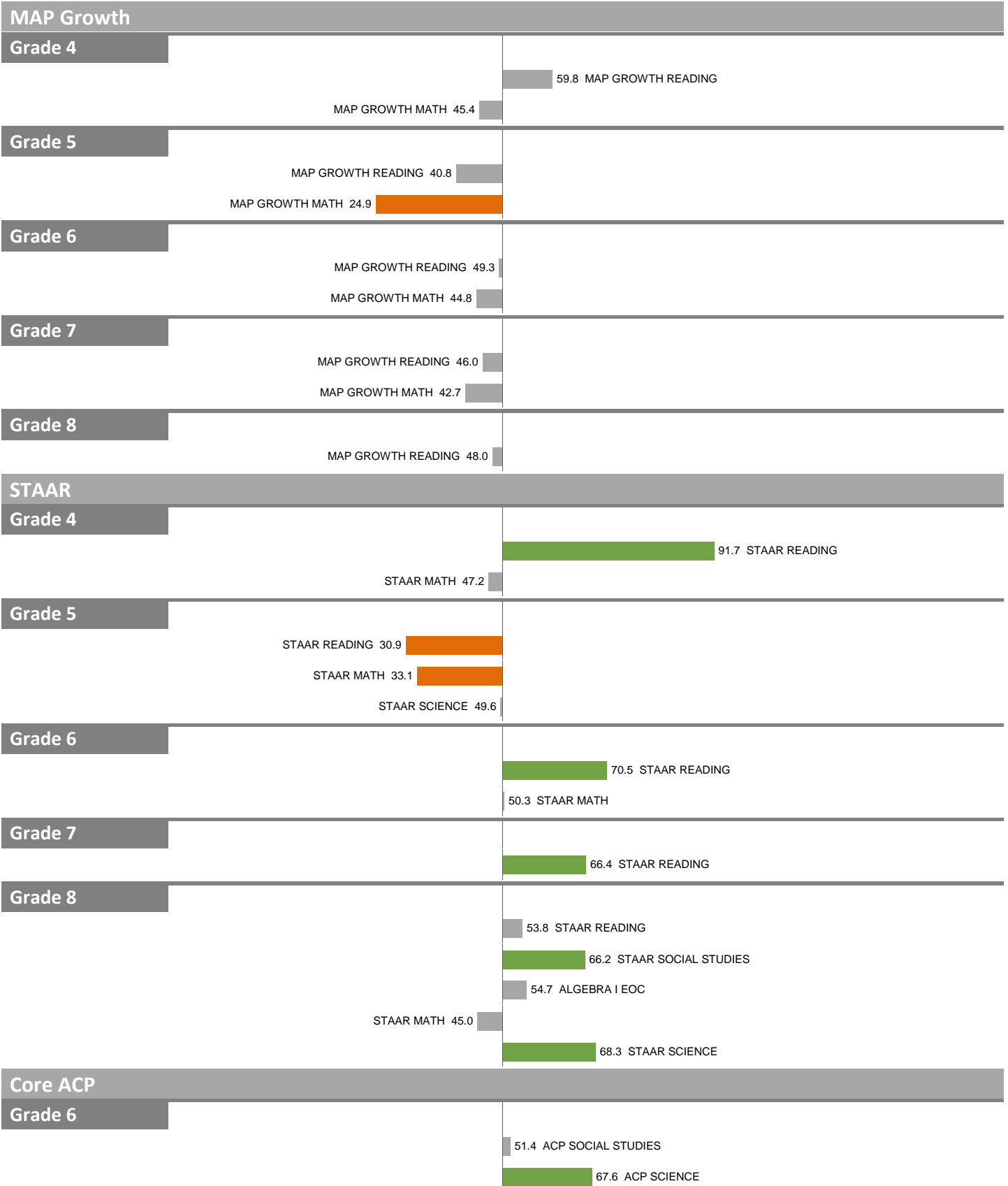


NOTES: "Overall SEI" has average 50 and standard deviation 5; an "average" overall SEI is 45 to 55. Component SEIs (e.g. Grade 5 STAAR Reading, PSAT Math) each have average 50 and standard deviation 10; an "average" component SEI is 40 to 60. Component SEIs are computed only if at least eight test results are available.

# 2023-24 School Effectiveness Index (SEI) Detail

363—SCHOOL FOR THE TALENTED AND GIFTED IN PLEASANT GROVE

Overall SEI: 55.1




NOTES: "Overall SEI" has average 50 and standard deviation 5; an "average" overall SEI is 45 to 55. Component SEIs (e.g. Grade 5 STAAR Reading, PSAT Math) each have average 50 and standard deviation 10; an "average" component SEI is 40 to 60. Component SEIs are computed only if at least eight test results are available.

## 2023-24 School Effectiveness Index (SEI) Detail

363—SCHOOL FOR THE TALENTED AND GIFTED IN PLEASANT GROVE

Overall SEI: 55.1




NOTES: "Overall SEI" has average 50 and standard deviation 5; an "average" overall SEI is 45 to 55. Component SEIs (e.g. Grade 5 STAAR Reading, PSAT Math) each have average 50 and standard deviation 10; an "average" component SEI is 40 to 60. Component SEIs are computed only if at least eight test results are available.

# 2023-24 School Effectiveness Index (SEI) Detail

371-BIOMEDICAL PREPARATORY AT UT SOUTHWESTERN

Overall SEI: Too few components




NOTES: "Overall SEI" has average 50 and standard deviation 5; an "average" overall SEI is 45 to 55. Component SEIs (e.g. Grade 5 STAAR Reading, PSAT Math) each have average 50 and standard deviation 10; an "average" component SEI is 40 to 60. Component SEIs are computed only if at least eight test results are available.

# 2023-24 School Effectiveness Index (SEI) Detail

381-BARACK OBAMA MALE LEADERSHIP ACADEMY AT A. MACEO SMITH

Overall SEI: 53.1



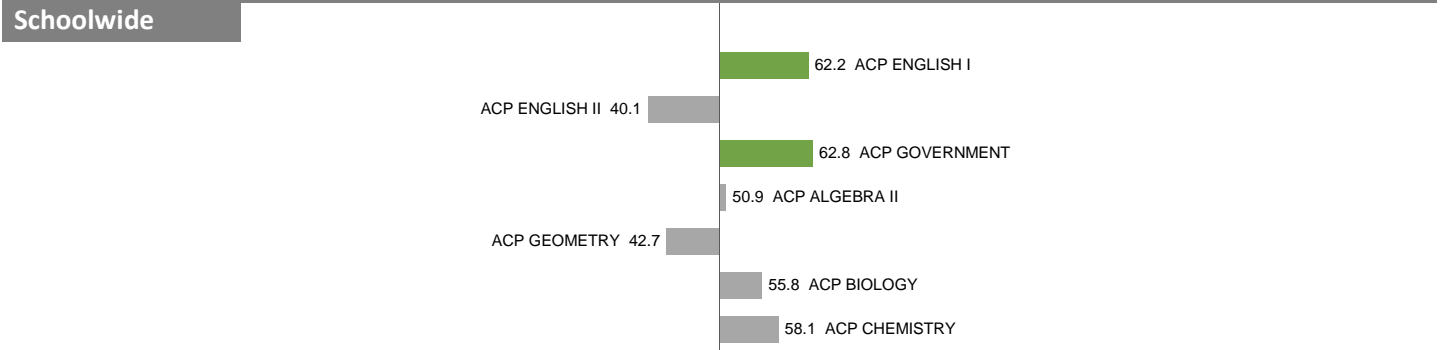
NOTES: "Overall SEI" has average 50 and standard deviation 5; an "average" overall SEI is 45 to 55. Component SEIs (e.g. Grade 5 STAAR Reading, PSAT Math) each have average 50 and standard deviation 10; an "average" component SEI is 40 to 60. Component SEIs are computed only if at least eight test results are available.

# 2023-24 School Effectiveness Index (SEI) Detail

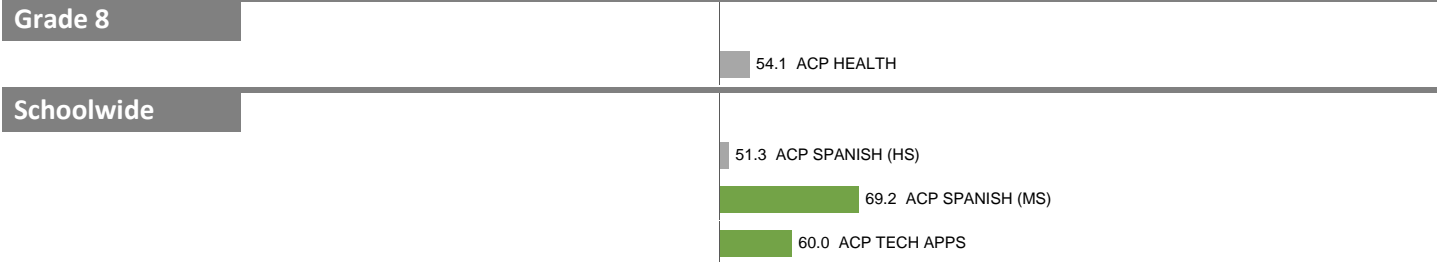
381-BARACK OBAMA MALE LEADERSHIP ACADEMY AT A. MACEO SMITH

Overall SEI: 53.1


## Core ACP



## Other ACP



## Other



NOTES: "Overall SEI" has average 50 and standard deviation 5; an "average" overall SEI is 45 to 55. Component SEIs (e.g. Grade 5 STAAR Reading, PSAT Math) each have average 50 and standard deviation 10; an "average" component SEI is 40 to 60. Component SEIs are computed only if at least eight test results are available.



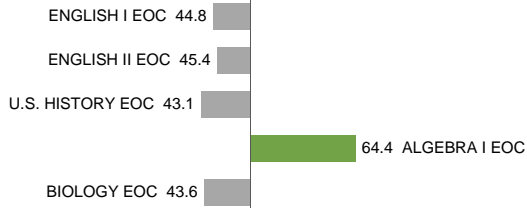
# 2023-24 School Effectiveness Index (SEI) Detail

382-INNOVATION, DESIGN, ENTREPRENEURSHIP ACADEMY AT J.W. FANNIN

Overall SEI: 45.0


## STAAR

### Schoolwide



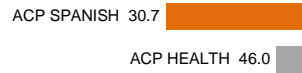
## Core ACP

### Schoolwide



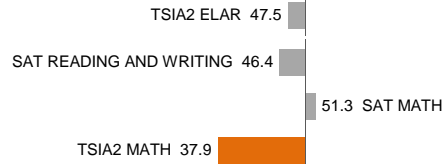
## Other ACP

### Schoolwide

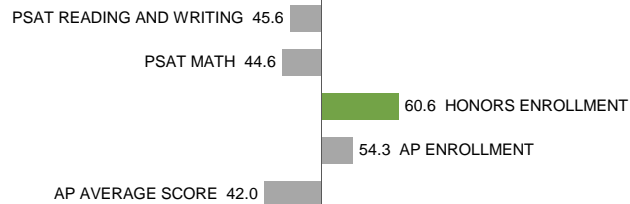


## Other

### Grade 12



## Schoolwide



NOTES: "Overall SEI" has average 50 and standard deviation 5; an "average" overall SEI is 45 to 55. Component SEIs (e.g. Grade 5 STAAR Reading, PSAT Math) each have average 50 and standard deviation 10; an "average" component SEI is 40 to 60. Component SEIs are computed only if at least eight test results are available.

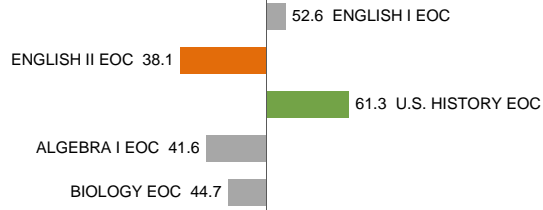
# 2023-24 School Effectiveness Index (SEI) Detail

383-CITYLAB HIGH SCHOOL

Overall SEI: 44.5

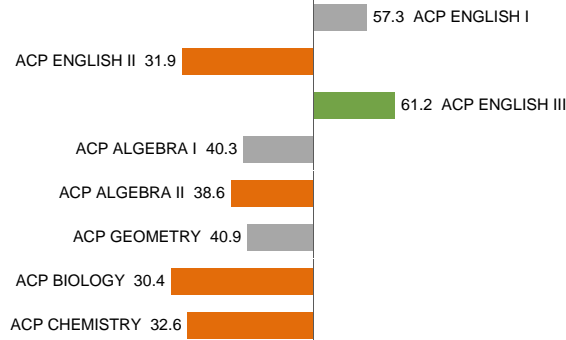
## STAAR

### Schoolwide



## Core ACP

### Schoolwide



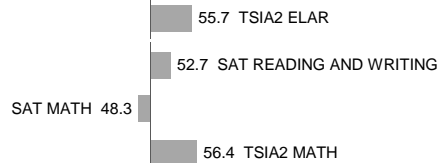
## Other ACP

### Schoolwide

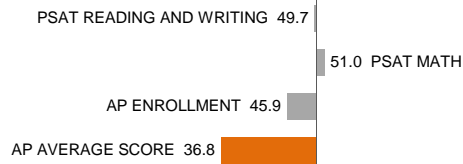


## Other

### Grade 12



## Schoolwide

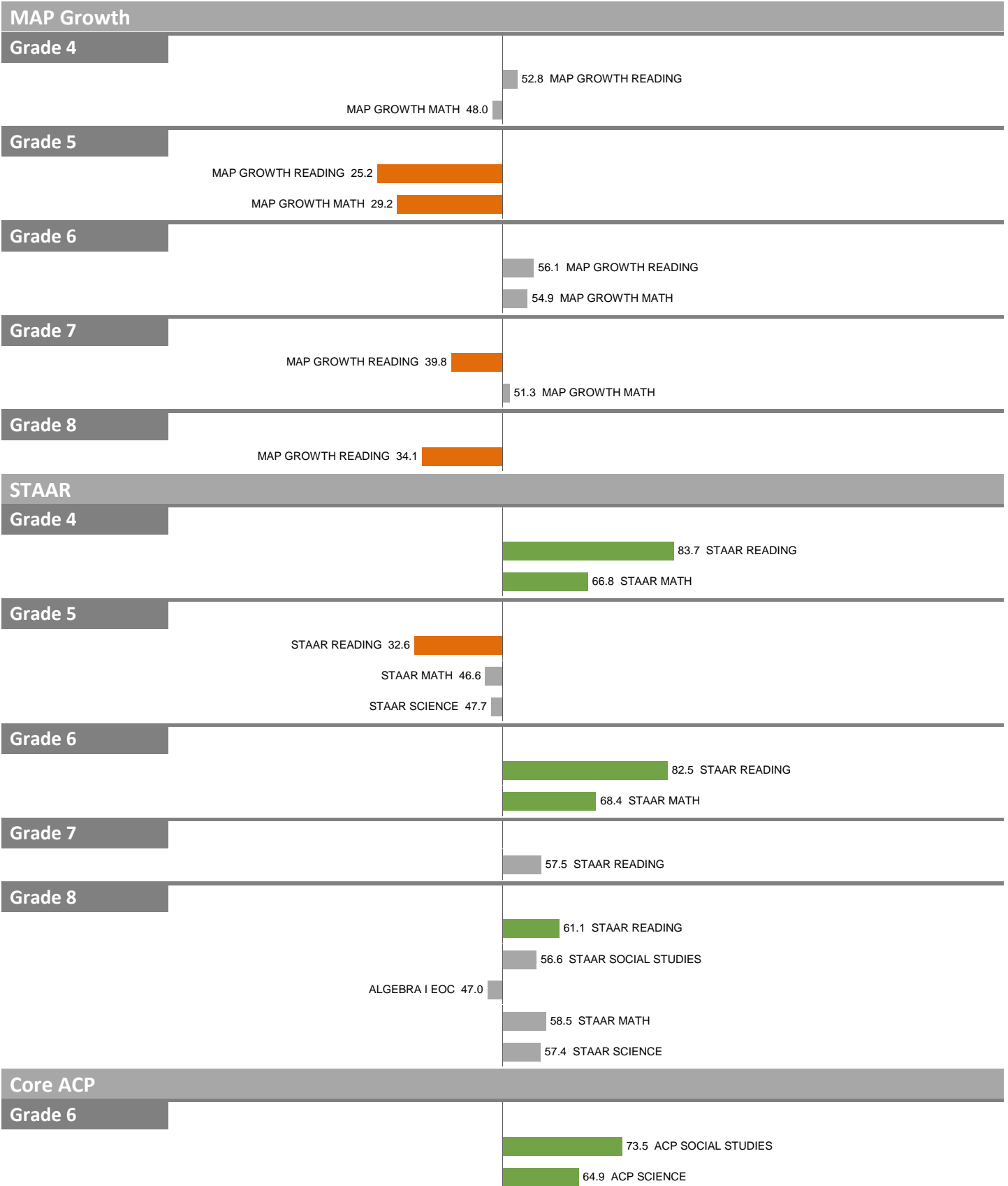


NOTES: "Overall SEI" has average 50 and standard deviation 5; an "average" overall SEI is 45 to 55. Component SEIs (e.g. Grade 5 STAAR Reading, PSAT Math) each have average 50 and standard deviation 10; an "average" component SEI is 40 to 60. Component SEIs are computed only if at least eight test results are available.

# 2023-24 School Effectiveness Index (SEI) Detail

384-SUDIE L. WILLIAMS TALENTED AND GIFTED ACADEMY

Overall SEI: 56.6




NOTES: "Overall SEI" has average 50 and standard deviation 5; an "average" overall SEI is 45 to 55. Component SEIs (e.g. Grade 5 STAAR Reading, PSAT Math) each have average 50 and standard deviation 10; an "average" component SEI is 40 to 60. Component SEIs are computed only if at least eight test results are available.

# 2023-24 School Effectiveness Index (SEI) Detail

384-SUDIE L. WILLIAMS TALENTED AND GIFTED ACADEMY

Overall SEI: 56.6




NOTES: "Overall SEI" has average 50 and standard deviation 5; an "average" overall SEI is 45 to 55. Component SEIs (e.g. Grade 5 STAAR Reading, PSAT Math) each have average 50 and standard deviation 10; an "average" component SEI is 40 to 60. Component SEIs are computed only if at least eight test results are available.

# 2023-24 School Effectiveness Index (SEI) Detail

385-MONTESSORI ACADEMY AT ONESIMO HERNANDEZ

Overall SEI: 53.2




NOTES: "Overall SEI" has average 50 and standard deviation 5; an "average" overall SEI is 45 to 55. Component SEIs (e.g. Grade 5 STAAR Reading, PSAT Math) each have average 50 and standard deviation 10; an "average" component SEI is 40 to 60. Component SEIs are computed only if at least eight test results are available.

# 2023-24 School Effectiveness Index (SEI) Detail

385-MONTESSORI ACADEMY AT ONESIMO HERNANDEZ

Overall SEI: 53.2




NOTES: "Overall SEI" has average 50 and standard deviation 5; an "average" overall SEI is 45 to 55. Component SEIs (e.g. Grade 5 STAAR Reading, PSAT Math) each have average 50 and standard deviation 10; an "average" component SEI is 40 to 60. Component SEIs are computed only if at least eight test results are available.

# 2023-24 School Effectiveness Index (SEI) Detail

386—SOLAR PREPARATORY SCHOOL FOR BOYS AT JOHN F. KENNEDY

Overall SEI: 47.6




NOTES: "Overall SEI" has average 50 and standard deviation 5; an "average" overall SEI is 45 to 55. Component SEIs (e.g. Grade 5 STAAR Reading, PSAT Math) each have average 50 and standard deviation 10; an "average" component SEI is 40 to 60. Component SEIs are computed only if at least eight test results are available.

# 2023-24 School Effectiveness Index (SEI) Detail

386—SOLAR PREPARATORY SCHOOL FOR BOYS AT JOHN F. KENNEDY

Overall SEI: 47.6



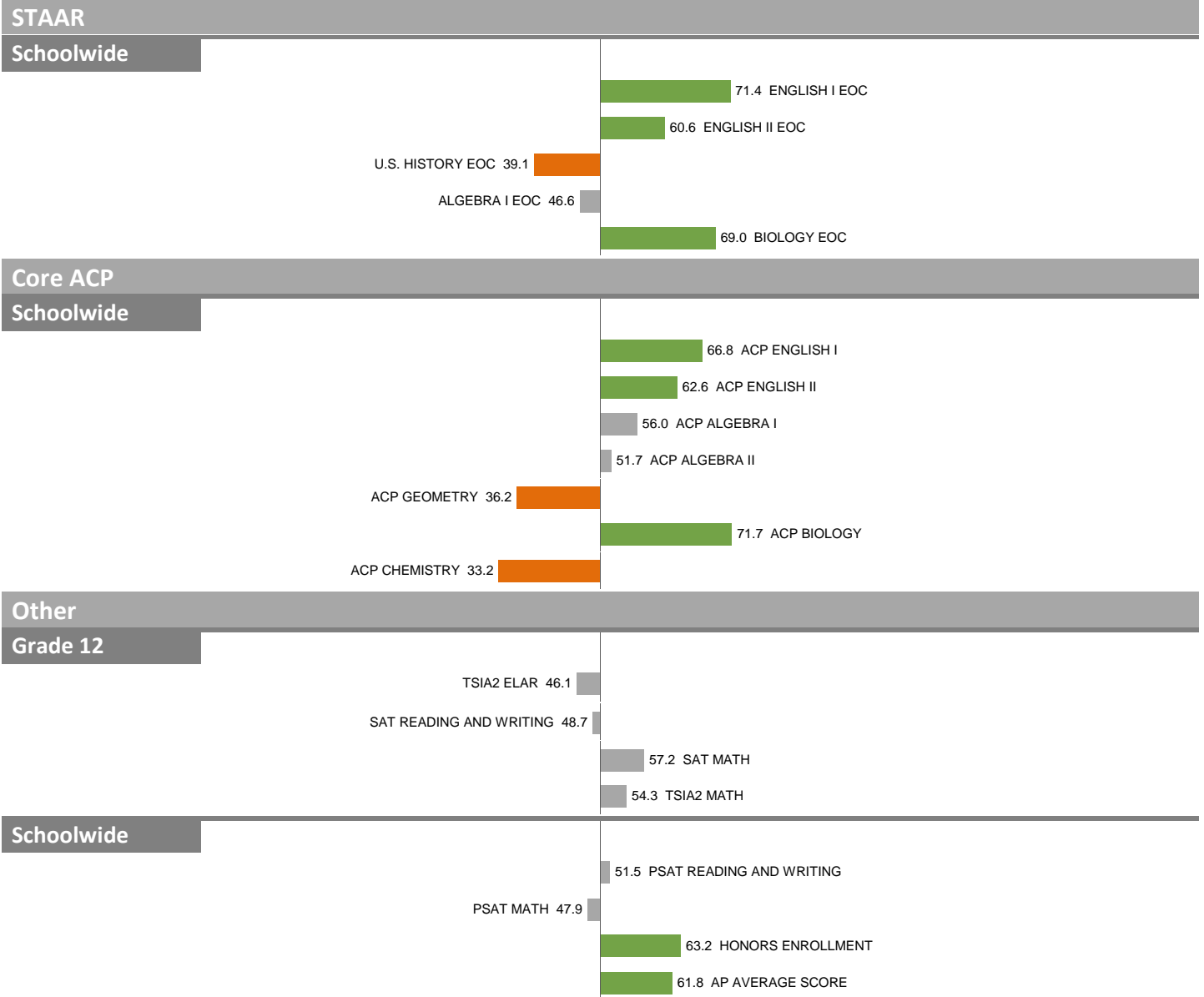
NOTES: "Overall SEI" has average 50 and standard deviation 5; an "average" overall SEI is 45 to 55. Component SEIs (e.g. Grade 5 STAAR Reading, PSAT Math) each have average 50 and standard deviation 10; an "average" component SEI is 40 to 60. Component SEIs are computed only if at least eight test results are available.



# 2023-24 School Effectiveness Index (SEI) Detail

387-NORTH LAKE EARLY COLLEGE HIGH SCHOOL

Overall SEI: 56.7




NOTES: "Overall SEI" has average 50 and standard deviation 5; an "average" overall SEI is 45 to 55. Component SEIs (e.g. Grade 5 STAAR Reading, PSAT Math) each have average 50 and standard deviation 10; an "average" component SEI is 40 to 60. Component SEIs are computed only if at least eight test results are available.

# 2023-24 School Effectiveness Index (SEI) Detail

388-DR FREDERICK D. HAYNES III GLOBAL PREPARATORY ACADEMY AT PAUL QUINN COLLEGE

Overall SEI: 41.7



NOTES: "Overall SEI" has average 50 and standard deviation 5; an "average" overall SEI is 45 to 55. Component SEIs (e.g. Grade 5 STAAR Reading, PSAT Math) each have average 50 and standard deviation 10; an "average" component SEI is 40 to 60. Component SEIs are computed only if at least eight test results are available.

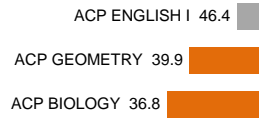
# 2023-24 School Effectiveness Index (SEI) Detail

388-DR FREDERICK D. HAYNES III GLOBAL PREPARATORY ACADEMY AT PAUL QUINN COLLEGE

Overall SEI: 41.7

## Core ACP

### Schoolwide

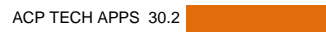


## Other ACP

### Grade 8

50.0 ACP HEALTH

### Schoolwide




NOTES: "Overall SEI" has average 50 and standard deviation 5; an "average" overall SEI is 45 to 55. Component SEIs (e.g. Grade 5 STAAR Reading, PSAT Math) each have average 50 and standard deviation 10; an "average" component SEI is 40 to 60. Component SEIs are computed only if at least eight test results are available.

# 2023-24 School Effectiveness Index (SEI) Detail

554-ILEARN VIRTUAL ACADEMY AT DALLAS ISD

Overall SEI: Too few components



NOTES: "Overall SEI" has average 50 and standard deviation 5; an "average" overall SEI is 45 to 55. Component SEIs (e.g. Grade 5 STAAR Reading, PSAT Math) each have average 50 and standard deviation 10; an "average" component SEI is 40 to 60. Component SEIs are computed only if at least eight test results are available.