

Texas Education Agency  
2022 School Report Card  
THOMAS TOLBERT EL (057905277) - DALLAS ISD - DALLAS COUNTY

School Information

District Name:	DALLAS ISD
Campus Type:	Elementary
Total Students:	368
Grade Span:	PK - 05

For more information about this campus, see:

<https://TXschools.gov>

or the Texas Academic Performance Report at:

<https://rptsrv1.tea.texas.gov/perfreport/tapr/2022/index.html>

Accountability Ratings


This measures how much students are learning in each grade and whether or not they are ready for the next grade. It also shows how well a school or district prepares their students for success after high school in college, the workforce, or the military. State accountability ratings are based on three domains: Student Achievement, School Progress, and Closing the Gaps. Scores are scaled from 0 to 100 to align with letter grades.

Overall Rating


Student Achievement

School Progress


Closing the Gaps



77 of 100



71 of 100



79 of 100



67 of 100

Texas Education Agency  
2022 School Report Card  
THOMAS TOLBERT EL (057905277) - DALLAS ISD - DALLAS COUNTY

Local Accountability Performance Details


This district has an approved local accountability plan. Please contact your district for more information.

Academics


Culture and Climate

Locally Determined

N/A




75 of 100



86 of 100

Distinction Designations

Campuses that earn a rating of A-C are eligible for as many as seven distinction designations that are awarded when a school or district shows exceptional achievement in certain areas.



Texas Education Agency  
**2022 School Report Card**  
**THOMAS TOLBERT EL (057905277) - DALLAS ISD - DALLAS COUNTY**

**Student Information**

This section provides demographic information about THOMAS TOLBERT EL, including attendance rates, enrollment percentages for various student groups, student mobility rates, and class size averages at the campus, district, and state level, where applicable.

	Campus	District	State
<b>Attendance Rate (2020-21)</b>			
	96.7%	92.3%	95.0%
<b>Enrollment by Race/Ethnicity</b>			
African American	33.2%	20.9%	12.8%
Hispanic	62.5%	70.1%	52.8%
White	1.1%	6.0%	26.3%
American Indian	0.0%	0.5%	0.3%
Asian	0.3%	1.2%	4.8%
Pacific Islander	0.0%	0.1%	0.2%
Two or More Races	3.0%	1.2%	2.9%
<b>Enrollment by Student Group</b>			
Economically Disadvantaged	96.7%	85.1%	60.7%
Special Education	11.7%	10.0%	11.6%
Emergent Bilingual/EL	45.9%	47.6%	21.7%
<b>Mobility Rate (2020-21)</b>			
	18.9%	13.5%	13.6%

	Campus	District	State
<b>Class Size Averages by Grade or Subject</b>			
<b>Elementary</b>			
Kindergarten	15.9	17.1	18.7
Grade 1	18.0	16.6	18.7
Grade 2	13.3	16.8	18.6
Grade 3	14.5	16.3	18.7
Grade 4	15.5	16.8	18.8
Grade 5	15.5	17.1	20.2
Grade 6	-	16.5	19.2
<b>Secondary</b>			
English/Language Arts	-	17.4	16.3
Foreign Languages	-	18.5	18.4
Mathematics	-	18.8	17.5
Science	-	18.1	18.5
Social Studies	-	19.4	19.1

**School Financial Information (2020-21)**

Various financial indicators based on actual data from the prior year are reported for the campus, district, and state. For more information, see: <http://tea.texas.gov/financialstandardreports/>

	Campus	District	State
<b>Instructional Expenditure Ratio</b>	n/a	62.3%	64.2%
<b>Instructional Staff Percent</b>	n/a	63.1%	64.9%

	Campus	District	State
<b>Expenditures per Student</b>			
Total Operating Expenditures	\$10,569	\$12,443	\$11,106
Instruction	\$6,709	\$6,613	\$6,358
Instructional Leadership	\$324	\$371	\$186
School Leadership	\$880	\$779	\$654

Texas Education Agency  
**2022 School Report Card**  
**THOMAS TOLBERT EL (057905277) - DALLAS ISD - DALLAS COUNTY**

**STAAR Outcomes**

This section provides STAAR performance and Academic Growth outcomes. Academic Growth measures whether students are maintaining performance or improving from year to year

		State	District	Campus	African American	Hispanic	White	American Indian	Asian	Pacific Islander	Two or More Races	Econ Disadv
<b>STAAR Performance Rates at Approaches Grade Level or Above (All Grades Tested)</b>												
All Subjects	2022	74%	67%	<b>70%</b>	70%	68%	80%	-	*	-	100%	68%
	2021	67%	60%	<b>72%</b>	74%	70%	80%	-	*	-	75%	72%
ELA/Reading	2022	75%	66%	<b>69%</b>	75%	63%	*	-	*	-	*	68%
	2021	68%	61%	<b>74%</b>	79%	70%	*	-	*	-	*	74%
Mathematics	2022	72%	68%	<b>70%</b>	63%	73%	*	-	*	-	*	69%
	2021	66%	61%	<b>79%</b>	77%	80%	*	-	*	-	*	78%
Science	2022	76%	68%	<b>70%</b>	76%	61%	*	-	-	-	*	67%
	2021	71%	62%	<b>61%</b>	61%	59%	-	-	-	-	*	63%
<b>STAAR Performance Rates at Meets Grade Level or Above (All Grades Tested)</b>												
All Subjects	2022	48%	41%	<b>40%</b>	44%	37%	60%	-	*	-	67%	39%
	2021	41%	34%	<b>34%</b>	33%	34%	40%	-	*	-	50%	34%
ELA/Reading	2022	53%	43%	<b>43%</b>	48%	38%	*	-	*	-	*	42%
	2021	45%	37%	<b>41%</b>	45%	36%	*	-	*	-	*	40%
Mathematics	2022	42%	39%	<b>37%</b>	32%	40%	*	-	*	-	*	36%
	2021	37%	32%	<b>38%</b>	36%	41%	*	-	*	-	*	38%
Science	2022	47%	37%	<b>43%</b>	62%	22%	*	-	-	-	*	43%
	2021	44%	32%	<b>15%</b>	11%	14%	-	-	-	-	*	13%
<b>STAAR Performance Rates at Masters Grade Level (All Grades Tested)</b>												
All Subjects	2022	23%	18%	<b>17%</b>	20%	15%	20%	-	*	-	22%	16%
	2021	18%	14%	<b>15%</b>	16%	12%	40%	-	*	-	25%	14%
ELA/Reading	2022	25%	19%	<b>24%</b>	30%	20%	*	-	*	-	*	23%
	2021	18%	15%	<b>21%</b>	21%	18%	*	-	*	-	*	21%
Mathematics	2022	20%	18%	<b>12%</b>	14%	10%	*	-	*	-	*	12%
	2021	18%	14%	<b>13%</b>	17%	11%	*	-	*	-	*	12%
Science	2022	21%	15%	<b>9%</b>	10%	9%	*	-	-	-	*	7%
	2021	20%	12%	<b>7%</b>	11%	0%	-	-	-	-	*	5%
<b>Academic Growth Score (All Grades Tested)</b>												
Both Subjects	2022	74	73	<b>66</b>	64	68	-	-	-	-	-	65
	2019	69	70	<b>78</b>	74	82	75	-	-	-	-	79
ELA/Reading	2022	78	77	<b>64</b>	68	63	-	-	-	-	-	63
	2019	68	68	<b>78</b>	74	82	-	-	-	-	-	78
Mathematics	2022	69	69	<b>67</b>	59	73	-	-	-	-	-	68
	2019	70	71	<b>78</b>	74	81	-	-	-	-	-	79
- Indicates there are no students in the group. * Indicates results are masked due to small numbers to protect student confidentiality. n/a Indicates data reporting is not applicable for this group.												